

**BEFORE THE IDAHO PUBLIC UTILITIES COMMISSION**

<b>IN THE MATTER OF COMMISSION</b>	)	<b>CASE NO. AVU-E-21-16</b>
<b>STAFF’S APPLICATION TO UPDATE</b>	)	
<b>AVISTA CORPORATION’S COST OF</b>	)	<b>ORDER NO. 35280</b>
<b>CAPITAL INPUTS IN THE SURROGATE</b>	)	
<b><u>AVOIDED RESOURCE METHOD</u></b>	)	

On October 22, 2021, Commission Staff (“Staff”) applied to update the cost of capital inputs used in the Surrogate Avoided Resource model (“SAR model”) for Avista Corporation dba Avista Utilities (“Company”). Under the Public Utility Regulatory Policies Act of 1978 (“PURPA”), the Commission calculates published avoided cost rates for PURPA qualifying facilities (“QFs”) using the SAR Method for all three major public electric utilities in Idaho.

On November 2, 2021, the Commission issued a Notice of Application and Notice of Modified Procedure establishing deadlines for public comments and the Company’s reply. Order No. 35215.

On November 22, 2021, the Company filed a Letter of Agreement stating that it agreed with Staff’s calculations.

Having reviewed the record, we now approve Staff’s Application.

**BACKGROUND**

The Commission calculates and publishes SAR method rates for QFs that are under the applicable resource type project eligibility cap. The SAR Model uses each utility’s approved cost of capital from its last general rate case. The Company’s current cost of capital used in the SAR Model was determined in Case No. AVU-E-19-04.

On September 1, 2021, the Commission issued Order No. 35156 in the Company’s most recent general rate case—Case No. AVU-E-21-01—triggering a needed update of the Company’s cost of capital inputs in the SAR Model. The Company’s cost of debt changed from 5.2% to 4.70%, and its cost of common equity changed from 9.5% to 9.40%. As a result, the weighted cost of capital—which depends on the cost of debt and the cost of common equity—changed from 7.35% to 7.05%.

Weighted cost of capital affects avoided cost rates in the SAR Model in two ways: (1) it represents the avoided cost to a utility to finance construction of new facilities; and (2) it is used

as a discount rate in the process of levelizing avoided cost rates. When the weighted cost of capital changes it impacts levelized avoided cost rates in opposite directions.

### **APPLICATION**

Staff updated the SAR Model to reflect changes to the Company's cost of debt and cost of common equity resulting from its recent general rate case. Staff attached an updated SAR Model reflecting the updates, and the Company's avoided cost rates for new and renewal contracts for QFs to its Application.

### **COMMISSION FINDINGS**

The Commission has jurisdiction over this matter under *Idaho Code* §§ 61-501, 61-502, and 61-503. The Commission has the power to “supervise and regulate every public utility in the state and to do all things necessary to carry out the spirit and intent of the [Public Utilities Law].” *Idaho Code* § 61-501. The Commission also has authority under PURPA and the implementing regulations of the Federal Energy Regulatory Commission (“FERC”) to set avoided costs, to order electric utilities to enter fixed-term obligations for the purchase of energy from QFs, and to implement FERC rules.

Having reviewed the record, we find that Staff correctly calculated the updates to the Company's SAR Model using the Commission-approved method. We find the updated avoided cost rates are fair, just, and reasonable.


### **ORDER**

IT IS HEREBY ORDERED that the updated SAR model avoided cost rates for the Company contained in Staff's Application are approved, effective upon the service date of this Order. *See* Order No. 35280 Attachments A, B.


THIS IS A FINAL ORDER. Any person interested in this Order may petition for reconsideration within twenty-one (21) days of the service date of this Order regarding any matter decided in this Order. Within seven (7) days after any person has petitioned for reconsideration, any other person may cross-petition for reconsideration. *See Idaho Code* § 61-626.

///

DONE by Order of the Idaho Public Utilities Commission at Boise, Idaho this 30<sup>th</sup> day  
of December 2021.



ERIC ANDERSON, PRESIDENT

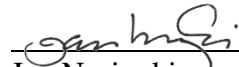


KRISTINE RAPER, COMMISSIONER



PAUL KJELLANDER, COMMISSIONER

ATTEST:



Jan Noriyuki  
Commission Secretary

I:\Legal\ELECTRIC\AVU-E-21-16 SAR\Orders\AVUE2116\_final\_rn.docx



AVISTA

AVOIDED COST RATES FOR NON-FUELED PROJECTS

Eligibility for these rates is limited to wind and solar projects 100 kW or smaller, and to non-wind and non-solar projects smaller than 10 MW

Seasonalization Factors		
Season 1	108.00%	(Applied to July - February)
Season 2	84.00%	(Applied to March - June)

AVISTA NON-LEVELIZED RATES Rate Effective Date: xxxx xx, 2021 Resource: Wind															
Year	Non Levelized Price			Season 1 Pricing (108%)						Season 2 Pricing (84%)					
	Heavy and Light Load Hour Differential	\$5.00		Flat		Heavy Load Hour		Light Load Hour		Flat		Heavy Load Hour		Light Load Hour	
		\$1.67	(\$3.33)	Price less wind integration adjustment	Price	Price less wind integration adjustment	Price	Price less wind integration adjustment	Price	Price less wind integration adjustment	Price	Price less wind integration adjustment	Price	Price less wind integration adjustment	Price
2021	27.93	29.60	24.60	30.16	27.75	31.97	29.41	26.57	24.44	23.46	21.58	24.86	22.87	20.66	19.01
2022	28.69	30.36	25.36	30.99	28.51	32.79	30.17	27.39	25.20	24.10	22.17	25.51	23.47	21.31	19.61
2023	27.76	29.43	24.43	29.98	27.58	31.78	29.24	26.38	24.27	23.32	21.45	24.72	22.74	20.52	18.88
2024	26.33	28.00	23.00	28.44	26.16	30.24	27.82	24.84	22.85	22.12	20.35	23.52	21.64	19.32	17.77
2025	28.04	29.71	24.71	30.28	27.86	32.09	29.52	26.69	24.55	23.55	21.67	24.98	22.96	20.76	19.10
2026	32.96	34.63	29.63	35.60	32.75	37.40	34.41	32.00	29.44	27.69	25.47	29.09	26.76	24.89	22.90
2027	34.57	36.24	31.24	37.34	34.35	39.14	36.01	33.74	31.04	29.04	26.72	30.44	28.00	26.24	24.14
2028	36.74	38.41	33.41	39.68	36.51	41.49	38.17	36.09	33.20	30.86	28.39	32.27	29.69	28.07	25.82
2029	38.85	40.52	35.52	41.96	38.60	43.76	40.26	38.36	35.29	32.63	30.02	34.03	31.31	29.83	27.44
2030	40.01	41.68	36.68	43.21	39.75	45.02	41.42	39.62	36.45	33.61	30.92	35.01	32.21	30.81	28.35
2031	41.45	43.12	38.12	44.76	41.18	46.57	42.84	41.17	37.88	34.81	32.03	36.22	33.32	32.02	29.46
2032	43.49	45.16	40.16	46.97	43.21	48.78	44.88	43.38	39.91	36.53	33.61	37.94	34.90	33.74	31.04
2033	45.32	46.99	41.99	48.94	45.02	50.74	46.68	45.34	41.71	38.07	35.02	39.47	36.31	35.27	32.45
2034	46.70	48.37	43.37	50.43	46.40	52.24	48.06	46.84	43.09	39.23	36.09	40.63	37.38	36.43	33.52
2035	47.94	49.61	44.61	51.77	47.63	53.58	49.29	48.19	44.33	40.27	37.05	41.67	38.34	37.47	34.47
2036	49.10	50.77	45.77	53.03	48.79	54.83	50.44	49.43	45.48	41.25	37.95	42.65	39.24	38.45	35.37
2037	49.84	51.51	46.51	53.82	49.51	55.63	51.18	50.23	46.21	41.86	38.51	43.27	39.81	39.07	35.94
2038	51.73	53.40	48.40	55.86	51.39	57.67	53.06	52.27	48.09	43.45	39.97	44.85	41.26	40.65	37.40
2039	52.60	54.27	49.27	56.81	52.27	58.61	53.92	53.21	48.95	44.18	40.65	45.59	41.94	41.39	38.08
2040	53.77	55.44	50.44	58.07	53.42	59.88	55.09	54.48	50.12	45.17	41.56	46.57	42.84	42.37	38.98
2041	54.89	56.56	51.56	59.28	54.54	61.09	56.20	55.69	51.23	46.11	42.42	47.51	43.71	43.31	39.85
2042	55.97	57.64	52.64	60.45	55.61	62.25	57.27	56.85	52.30	47.02	43.26	48.42	44.55	44.22	40.68
2043	57.25	58.92	53.92	61.84	56.89	63.64	58.55	58.24	53.58	48.09	44.24	49.50	45.54	45.30	41.68
2044	58.82	60.49	55.49	63.53	58.45	65.33	60.10	59.93	55.14	49.41	45.46	50.81	46.75	46.61	42.88
2045	60.61	62.28	57.28	65.46	60.22	67.26	61.88	61.86	56.91	50.91	46.84	52.32	48.13	48.12	44.27
2046	62.18	63.85	58.85	67.15	61.78	68.96	63.44	63.56	58.48	52.23	48.05	53.63	49.34	49.43	45.48

Non-Seasonalized Pricing						
Year	Flat		Heavy Load Hour		Light Load Hour	
	Price	Price less wind integration adjustment	Price	Price less wind integration adjustment	Price	Price less wind integration adjustment
2021	27.93	25.70	29.60	27.23	24.60	22.63
2022	28.69	26.39	30.36	27.93	25.36	23.33
2023	27.76	25.54	29.43	27.08	24.43	22.48
2024	26.33	24.22	28.00	25.76	23.00	21.16
2025	28.04	25.80	29.71	27.33	24.71	22.73
2026	32.96	30.32	34.63	31.86	29.63	27.26
2027	34.57	31.80	36.24	33.34	31.24	28.74
2028	36.74	33.80	38.41	35.34	33.41	30.74
2029	38.85	35.74	40.52	37.28	35.52	32.68
2030	40.01	36.81	41.68	38.35	36.68	33.75
2031	41.45	38.13	43.12	39.67	38.12	35.07
2032	43.49	40.01	45.16	41.55	40.16	36.95
2033	45.32	41.69	46.99	43.23	41.99	38.63
2034	46.70	42.96	48.37	44.50	43.37	39.90
2035	47.94	44.10	49.61	45.64	44.61	41.04
2036	49.10	45.17	50.77	46.71	45.77	42.11
2037	49.84	45.85	51.51	47.39	46.51	42.79
2038	51.73	47.59	53.40	49.13	48.40	44.53
2039	52.60	48.39	54.27	49.93	49.27	45.33
2040	53.77	49.47	55.44	51.00	50.44	46.40
2041	54.89	50.50	56.56	52.04	51.56	47.44
2042	55.97	51.49	57.64	53.03	52.64	48.43
2043	57.25	52.67	58.92	54.21	53.92	49.61
2044	58.82	54.11	60.49	55.65	55.49	51.05
2045	60.61	55.76	62.28	57.30	57.28	52.70
2046	62.18	57.21	63.85	58.74	58.85	54.14

AVISTA  
LEVELLED RATES FOR NON-LEVELLED PROJECTS

Eligibility for these rates is limited to wind and solar projects 100 MW or smaller, and to non-wind and non-solar projects smaller than 10 MW

Seasonal Factors table with columns for Season 1 (100.00%), Season 2 (80.00%), and Applied to (July - February, April to March - June).

AVISTA  
LEVELLED RATES  
PROJECT ON-LINE IN 2021

Resource: Solar

Table for 2021 project rates with columns for Levelled Price, Season 1 Pricing (100%), Season 2 Pricing (80%), and Non-Seasonal Pricing. Includes sub-headers for Heavy and Light Load hours.

AVISTA  
LEVELLED RATES  
PROJECT ON-LINE IN 2022

Resource: Solar

Table for 2022 project rates with columns for Levelled Price, Season 1 Pricing (100%), Season 2 Pricing (80%), and Non-Seasonal Pricing. Includes sub-headers for Heavy and Light Load hours.

AVISTA  
LEVELLED RATES  
PROJECT ON-LINE IN 2023

Resource: Solar

Table for 2023 project rates with columns for Levelled Price, Season 1 Pricing (100%), Season 2 Pricing (80%), and Non-Seasonal Pricing. Includes sub-headers for Heavy and Light Load hours.

AVISTA  
LEVELLED RATES  
PROJECT ON-LINE IN 2024

Resource: Solar

Table for 2024 project rates with columns for Levelled Price, Season 1 Pricing (100%), Season 2 Pricing (80%), and Non-Seasonal Pricing. Includes sub-headers for Heavy and Light Load hours.

AVISTA  
LEVELLED RATES  
PROJECT ON-LINE IN 2025

Resource: Solar

Table for 2025 project rates with columns for Levelled Price, Season 1 Pricing (100%), Season 2 Pricing (80%), and Non-Seasonal Pricing. Includes sub-headers for Heavy and Light Load hours.

AVISTA  
LEVELLED RATES  
PROJECT ON-LINE IN 2026

Resource: Solar

Table for 2026 project rates with columns for Levelled Price, Season 1 Pricing (100%), Season 2 Pricing (80%), and Non-Seasonal Pricing. Includes sub-headers for Heavy and Light Load hours.

AVISTA

AVOIDED COST RATES FOR NON-FUELED PROJECTS

Eligibility for these rates is limited to wind and solar projects 100 kW or smaller, and to non-wind and non-solar projects smaller than 10 MW

Seasonalization Factors		
Season 1	108.00%	(Applied to July - February)
Season 2	84.00%	(Applied to March - June)

AVISTA NON-LEVELIZED RATES Rate Effective Date: xxxx xx, 2021 Resource: Solar															
Year	Non Levelized Price			Season 1 Pricing (108%)						Season 2 Pricing (84%)					
	Heavy and Light Load Hour Differential	\$5.00		Flat		Heavy Load Hour		Light Load Hour		Flat		Heavy Load Hour		Light Load Hour	
		\$1.87			Price less wind integration adjustment	Price	Price less wind integration adjustment	Price	Price less wind integration adjustment	Price	Price less wind integration adjustment	Price	Price less wind integration adjustment	Price	Price less wind integration adjustment
2021	27.93	29.60	24.60	30.16	NA	31.97	NA	26.57	NA	23.46	NA	24.86	NA	20.66	NA
2022	28.69	30.36	25.36	30.99	NA	32.79	NA	27.39	NA	24.10	NA	25.51	NA	21.31	NA
2023	27.76	29.43	24.43	29.98	NA	31.78	NA	26.38	NA	23.32	NA	24.72	NA	20.52	NA
2024	26.53	28.00	23.00	28.44	NA	30.24	NA	24.84	NA	22.12	NA	23.52	NA	19.32	NA
2025	28.04	29.71	24.71	30.28	NA	32.09	NA	26.69	NA	23.55	NA	24.96	NA	20.76	NA
2026	34.29	35.96	30.96	37.03	NA	38.84	NA	33.44	NA	28.80	NA	30.21	NA	26.01	NA
2027	61.64	63.31	58.31	66.57	NA	68.37	NA	62.97	NA	51.78	NA	53.18	NA	48.98	NA
2028	64.21	65.88	60.88	69.35	NA	71.15	NA	65.75	NA	53.94	NA	55.34	NA	51.14	NA
2029	66.72	68.39	63.39	72.06	NA	73.86	NA	68.46	NA	56.04	NA	57.45	NA	53.25	NA
2030	68.29	69.96	64.96	73.76	NA	75.56	NA	70.16	NA	57.37	NA	58.77	NA	54.57	NA
2031	70.14	71.81	66.81	75.76	NA	77.56	NA	72.16	NA	58.92	NA	60.32	NA	56.12	NA
2032	72.62	74.29	69.29	78.43	NA	80.23	NA	74.83	NA	61.00	NA	62.40	NA	58.20	NA
2033	74.87	76.54	71.54	80.86	NA	82.66	NA	77.26	NA	62.89	NA	64.29	NA	60.09	NA
2034	76.69	78.36	73.36	82.82	NA	84.63	NA	79.23	NA	64.42	NA	65.82	NA	61.62	NA
2035	78.37	80.04	75.04	84.64	NA	86.45	NA	81.05	NA	65.83	NA	67.24	NA	63.04	NA
2036	79.99	81.66	76.66	86.38	NA	88.19	NA	82.79	NA	67.19	NA	68.59	NA	64.39	NA
2037	81.18	82.85	77.85	87.67	NA	89.47	NA	84.07	NA	68.19	NA	69.59	NA	65.39	NA
2038	83.53	85.20	80.20	90.21	NA	92.01	NA	86.61	NA	70.16	NA	71.57	NA	67.37	NA
2039	84.87	86.54	81.54	91.66	NA	93.47	NA	88.07	NA	71.29	NA	72.70	NA	68.50	NA
2040	86.52	88.19	83.19	93.44	NA	95.25	NA	89.85	NA	72.68	NA	74.08	NA	69.88	NA
2041	88.13	89.80	84.80	95.18	NA	96.98	NA	91.58	NA	74.03	NA	75.43	NA	71.23	NA
2042	89.70	91.37	86.37	96.88	NA	98.68	NA	93.28	NA	75.35	NA	76.75	NA	72.55	NA
2043	91.48	93.15	88.15	98.80	NA	100.60	NA	95.20	NA	76.84	NA	78.25	NA	74.05	NA
2044	93.56	95.23	90.23	101.04	NA	102.85	NA	97.45	NA	78.59	NA	79.99	NA	75.79	NA
2045	95.96	97.53	92.53	103.53	NA	105.33	NA	99.83	NA	80.52	NA	81.93	NA	77.73	NA
2046	97.95	99.62	94.62	105.79	NA	107.59	NA	102.19	NA	82.28	NA	83.68	NA	79.48	NA

Non-Seasonalized Pricing									
Flat			Heavy Load Hour			Light Load Hour			
Price	Price less wind integration adjustment	Price	Price less wind integration adjustment	Price	Price less wind integration adjustment	Price	Price less wind integration adjustment	Price	
27.93	NA	29.60	NA	24.60	NA	27.93	NA	29.60	NA
28.69	NA	30.36	NA	25.36	NA	28.69	NA	30.36	NA
27.76	NA	29.43	NA	24.43	NA	27.76	NA	29.43	NA
26.53	NA	28.00	NA	23.00	NA	26.53	NA	28.00	NA
28.04	NA	29.71	NA	24.71	NA	28.04	NA	29.71	NA
34.29	NA	35.96	NA	30.96	NA	34.29	NA	35.96	NA
61.64	NA	63.31	NA	58.31	NA	61.64	NA	63.31	NA
64.21	NA	65.88	NA	60.88	NA	64.21	NA	65.88	NA
66.72	NA	68.39	NA	63.39	NA	66.72	NA	68.39	NA
68.29	NA	69.96	NA	64.96	NA	68.29	NA	69.96	NA
70.14	NA	71.81	NA	66.81	NA	70.14	NA	71.81	NA
72.62	NA	74.29	NA	69.29	NA	72.62	NA	74.29	NA
74.87	NA	76.54	NA	71.54	NA	74.87	NA	76.54	NA
76.69	NA	78.36	NA	73.36	NA	76.69	NA	78.36	NA
78.37	NA	80.04	NA	75.04	NA	78.37	NA	80.04	NA
79.99	NA	81.66	NA	76.66	NA	79.99	NA	81.66	NA
81.18	NA	82.85	NA	77.85	NA	81.18	NA	82.85	NA
83.53	NA	85.20	NA	80.20	NA	83.53	NA	85.20	NA
84.87	NA	86.54	NA	81.54	NA	84.87	NA	86.54	NA
86.52	NA	88.19	NA	83.19	NA	86.52	NA	88.19	NA
88.13	NA	89.80	NA	84.80	NA	88.13	NA	89.80	NA
89.70	NA	91.37	NA	86.37	NA	89.70	NA	91.37	NA
91.48	NA	93.15	NA	88.15	NA	91.48	NA	93.15	NA
93.56	NA	95.23	NA	90.23	NA	93.56	NA	95.23	NA
95.96	NA	97.53	NA	92.53	NA	95.96	NA	97.53	NA
97.95	NA	99.62	NA	94.62	NA	97.95	NA	99.62	NA

AVISTA  
LEVELIZED RATES  
PROJECT ON-LINE IN 2021

Eligibility for these rates is limited to wind and solar projects 100 MW or smaller, and to non-wind and non-solar projects smaller than 10 MW.

Season 1 100.00% (Applied to July - February)  
Season 2 80.00% (Applied to March - June)

Table with 7 columns: Levelized Price, Season 1 Pricing (100%), Season 2 Pricing (80%), Non-Seasonalized Pricing. It lists 30 different energy and light load scenarios with their respective pricing details.

AVISTA  
LEVELIZED RATES  
PROJECT ON-LINE IN 2022

Eligibility for these rates is limited to wind and solar projects 100 MW or smaller, and to non-wind and non-solar projects smaller than 10 MW.

Season 1 100.00% (Applied to July - February)  
Season 2 80.00% (Applied to March - June)

Table with 7 columns: Levelized Price, Season 1 Pricing (100%), Season 2 Pricing (80%), Non-Seasonalized Pricing. It lists 30 different energy and light load scenarios with their respective pricing details.

AVISTA  
LEVELIZED RATES  
PROJECT ON-LINE IN 2023

Eligibility for these rates is limited to wind and solar projects 100 MW or smaller, and to non-wind and non-solar projects smaller than 10 MW.

Season 1 100.00% (Applied to July - February)  
Season 2 80.00% (Applied to March - June)

Table with 7 columns: Levelized Price, Season 1 Pricing (100%), Season 2 Pricing (80%), Non-Seasonalized Pricing. It lists 30 different energy and light load scenarios with their respective pricing details.

AVISTA  
LEVELIZED RATES  
PROJECT ON-LINE IN 2024

Eligibility for these rates is limited to wind and solar projects 100 MW or smaller, and to non-wind and non-solar projects smaller than 10 MW.

Season 1 100.00% (Applied to July - February)  
Season 2 80.00% (Applied to March - June)

Table with 7 columns: Levelized Price, Season 1 Pricing (100%), Season 2 Pricing (80%), Non-Seasonalized Pricing. It lists 30 different energy and light load scenarios with their respective pricing details.

AVISTA  
LEVELIZED RATES  
PROJECT ON-LINE IN 2025

Eligibility for these rates is limited to wind and solar projects 100 MW or smaller, and to non-wind and non-solar projects smaller than 10 MW.

Season 1 100.00% (Applied to July - February)  
Season 2 80.00% (Applied to March - June)

Table with 7 columns: Levelized Price, Season 1 Pricing (100%), Season 2 Pricing (80%), Non-Seasonalized Pricing. It lists 30 different energy and light load scenarios with their respective pricing details.



AVISTA

AVOIDED COST RATES FOR NON-FUELED PROJECTS

Eligibility for these rates is limited to wind and solar projects 100 kW or smaller, and to non-wind and non-solar projects smaller than 10 aMW

Seasonalization Factors		
Season 1	108.00%	(Applied to July - February)
Season 2	84.00%	(Applied to March - June)

AVISTA NON-LEVELIZED RATES Rate Effective Date: xxxx xx, 2021 Resource: Seasonal hydro															
Year	Non Levelized Price			Season 1 Pricing (108%)						Season 2 Pricing (84%)					
	Heavy and Light Load Hour Differential	\$5.00		Flat		Heavy Load Hour		Light Load Hour		Flat		Heavy Load Hour		Light Load Hour	
		\$1.87													
	Flat	Heavy Load Hour	Light Load Hour	Price	Price less wind integration adjustment	Price	Price less wind integration adjustment	Price	Price less wind integration adjustment	Price	Price less wind integration adjustment	Price	Price less wind integration adjustment	Price	Price less wind integration adjustment
2021	27.93	29.60	24.60	30.16	NA	31.97	NA	26.57	NA	23.46	NA	24.86	NA	20.66	NA
2022	28.69	30.36	25.36	30.99	NA	32.79	NA	27.39	NA	24.10	NA	25.51	NA	21.31	NA
2023	27.76	29.43	24.43	29.98	NA	31.78	NA	26.38	NA	23.32	NA	24.72	NA	20.52	NA
2024	26.33	28.00	23.00	28.44	NA	30.24	NA	24.84	NA	22.12	NA	23.52	NA	19.32	NA
2025	28.04	29.71	24.71	30.28	NA	32.09	NA	26.69	NA	23.55	NA	24.96	NA	20.76	NA
2026	30.07	31.74	26.74	32.47	NA	34.27	NA	28.87	NA	25.26	NA	26.66	NA	22.46	NA
2027	77.43	79.10	74.10	83.62	NA	85.42	NA	80.02	NA	65.04	NA	66.44	NA	62.24	NA
2028	80.23	81.90	76.90	86.65	NA	88.45	NA	83.05	NA	67.39	NA	68.80	NA	64.60	NA
2029	82.97	84.64	79.64	89.61	NA	91.42	NA	86.02	NA	69.70	NA	71.10	NA	66.90	NA
2030	84.79	86.46	81.46	91.57	NA	93.38	NA	87.98	NA	71.22	NA	72.63	NA	68.43	NA
2031	86.89	88.56	83.56	93.84	NA	95.64	NA	90.24	NA	72.98	NA	74.39	NA	70.19	NA
2032	89.60	91.27	86.27	96.77	NA	98.58	NA	93.18	NA	75.27	NA	76.67	NA	72.47	NA
2033	92.11	93.78	88.78	99.48	NA	101.28	NA	95.88	NA	77.37	NA	78.77	NA	74.57	NA
2034	94.18	95.85	90.85	101.72	NA	103.52	NA	98.12	NA	79.11	NA	80.52	NA	76.32	NA
2035	96.12	97.79	92.79	103.81	NA	105.62	NA	100.22	NA	80.74	NA	82.15	NA	77.95	NA
2036	98.00	99.67	94.67	105.84	NA	107.64	NA	102.24	NA	82.32	NA	83.72	NA	79.52	NA
2037	99.46	101.13	96.13	107.41	NA	109.22	NA	103.82	NA	83.54	NA	84.95	NA	80.75	NA
2038	102.08	103.75	98.75	110.25	NA	112.05	NA	106.65	NA	85.75	NA	87.15	NA	82.95	NA
2039	103.70	105.37	100.37	111.99	NA	113.80	NA	108.40	NA	87.11	NA	88.51	NA	84.31	NA
2040	105.63	107.30	102.30	114.08	NA	115.88	NA	110.48	NA	88.73	NA	90.13	NA	85.93	NA
2041	107.51	109.18	104.18	116.12	NA	117.92	NA	112.52	NA	90.31	NA	91.72	NA	87.52	NA
2042	109.37	111.04	106.04	118.12	NA	119.93	NA	114.53	NA	91.87	NA	93.28	NA	89.08	NA
2043	111.45	113.12	108.12	120.36	NA	122.17	NA	116.77	NA	93.62	NA	95.02	NA	90.82	NA
2044	113.82	115.49	110.49	122.92	NA	124.73	NA	119.33	NA	95.61	NA	97.01	NA	92.81	NA
2045	116.42	118.09	113.09	125.74	NA	127.54	NA	122.14	NA	97.79	NA	99.20	NA	95.00	NA
2046	118.82	120.49	115.49	128.32	NA	130.13	NA	124.73	NA	99.81	NA	101.21	NA	97.01	NA

Non-Seasonalized Pricing									
Year	Flat			Heavy Load Hour			Light Load Hour		
	Price	Price less wind integration adjustment	Price	Price less wind integration adjustment	Price	Price less wind integration adjustment	Price	Price less wind integration adjustment	
2021	27.93	NA	29.60	NA	24.60	NA	27.93	NA	
2022	28.69	NA	30.36	NA	25.36	NA	28.69	NA	
2023	27.76	NA	29.43	NA	24.43	NA	27.76	NA	
2024	26.33	NA	28.00	NA	23.00	NA	26.33	NA	
2025	28.04	NA	29.71	NA	24.71	NA	28.04	NA	
2026	30.07	NA	31.74	NA	26.74	NA	30.07	NA	
2027	77.43	NA	79.10	NA	74.10	NA	77.43	NA	
2028	80.23	NA	81.90	NA	76.90	NA	80.23	NA	
2029	82.97	NA	84.64	NA	79.64	NA	82.97	NA	
2030	84.79	NA	86.46	NA	81.46	NA	84.79	NA	
2031	86.89	NA	88.56	NA	83.56	NA	86.89	NA	
2032	89.60	NA	91.27	NA	86.27	NA	89.60	NA	
2033	92.11	NA	93.78	NA	88.78	NA	92.11	NA	
2034	94.18	NA	95.85	NA	90.85	NA	94.18	NA	
2035	96.12	NA	97.79	NA	92.79	NA	96.12	NA	
2036	98.00	NA	99.67	NA	94.67	NA	98.00	NA	
2037	99.46	NA	101.13	NA	96.13	NA	99.46	NA	
2038	102.08	NA	103.75	NA	98.75	NA	102.08	NA	
2039	103.70	NA	105.37	NA	100.37	NA	103.70	NA	
2040	105.63	NA	107.30	NA	102.30	NA	105.63	NA	
2041	107.51	NA	109.18	NA	104.18	NA	107.51	NA	
2042	109.37	NA	111.04	NA	106.04	NA	109.37	NA	
2043	111.45	NA	113.12	NA	108.12	NA	111.45	NA	
2044	113.82	NA	115.49	NA	110.49	NA	113.82	NA	
2045	116.42	NA	118.09	NA	113.09	NA	116.42	NA	
2046	118.82	NA	120.49	NA	115.49	NA	118.82	NA	



AVISTA

AVOIDED COST RATES FOR NON-FUELED PROJECTS

Eligibility for these rates is limited to wind and solar projects 100 kW or smaller, and to non-wind and non-solar projects smaller than 10 aMW

Seasonalization Factors		
Season 1	108.00%	(Applied to July - February)
Season 2	84.00%	(Applied to March - June)

AVISTA NON-LEVELIZED RATES Rate Effective Date: xxxx xx, 2021 Resource: Non-seasonal hydro															
Year	Non Levelized Price			Season 1 Pricing (108%)						Season 2 Pricing (84%)					
	Heavy and Light Load Differential	\$5.00		Flat		Heavy Load Hour		Light Load Hour		Flat		Heavy Load Hour		Light Load Hour	
		\$1.87	(\$3.33)		Price less wind integration adjustment	Price	Price less wind integration adjustment	Price	Price less wind integration adjustment	Price	Price less wind integration adjustment	Price	Price less wind integration adjustment	Price	Price less wind integration adjustment
Flat	Heavy Load Hour	Light Load Hour	Price	Price	Price	Price	Price	Price	Price	Price	Price	Price	Price	Price	
2021	27.93	29.60	24.60	30.16	NA	31.97	NA	26.57	NA	23.46	NA	24.86	NA	20.66	NA
2022	28.69	30.36	25.36	30.99	NA	32.79	NA	27.39	NA	24.10	NA	25.51	NA	21.31	NA
2023	27.76	29.43	24.43	29.98	NA	31.78	NA	26.38	NA	23.32	NA	24.72	NA	20.52	NA
2024	26.33	28.00	23.00	28.44	NA	30.24	NA	24.84	NA	22.12	NA	23.52	NA	19.32	NA
2025	28.04	29.71	24.71	30.28	NA	32.09	NA	26.69	NA	23.55	NA	24.96	NA	20.76	NA
2026	40.44	42.11	37.11	43.68	NA	45.48	NA	40.08	NA	33.97	NA	35.37	NA	31.17	NA
2027	59.01	60.68	55.68	63.73	NA	65.54	NA	60.14	NA	49.57	NA	50.97	NA	46.77	NA
2028	61.54	63.21	58.21	66.47	NA	68.27	NA	62.87	NA	51.70	NA	53.10	NA	48.90	NA
2029	64.01	65.68	60.68	69.13	NA	70.94	NA	65.54	NA	53.77	NA	55.17	NA	50.97	NA
2030	65.55	67.22	62.22	70.79	NA	72.60	NA	67.20	NA	55.06	NA	56.46	NA	52.26	NA
2031	67.36	69.03	64.03	72.75	NA	74.55	NA	69.15	NA	56.58	NA	57.98	NA	53.78	NA
2032	69.79	71.46	66.46	75.37	NA	77.18	NA	71.78	NA	58.62	NA	60.03	NA	55.83	NA
2033	72.00	73.67	68.67	77.76	NA	79.56	NA	74.16	NA	60.48	NA	61.88	NA	57.68	NA
2034	73.78	75.45	70.45	79.68	NA	81.48	NA	76.08	NA	61.97	NA	63.38	NA	59.18	NA
2035	75.42	77.09	72.09	81.45	NA	83.26	NA	77.86	NA	63.35	NA	64.75	NA	60.55	NA
2036	76.99	78.66	73.66	83.15	NA	84.95	NA	79.55	NA	64.67	NA	66.07	NA	61.87	NA
2037	78.13	79.80	74.80	84.38	NA	86.19	NA	80.79	NA	65.63	NA	67.03	NA	62.83	NA
2038	80.44	82.11	77.11	86.88	NA	88.68	NA	83.28	NA	67.57	NA	68.97	NA	64.77	NA
2039	81.74	83.41	78.41	88.28	NA	90.08	NA	84.68	NA	68.66	NA	70.06	NA	65.86	NA
2040	83.34	85.01	80.01	90.01	NA	91.81	NA	86.41	NA	70.01	NA	71.41	NA	67.21	NA
2041	84.90	86.57	81.57	91.69	NA	93.50	NA	88.10	NA	71.32	NA	72.72	NA	68.52	NA
2042	86.43	88.10	83.10	93.34	NA	95.14	NA	89.74	NA	72.60	NA	74.00	NA	69.80	NA
2043	88.16	89.83	84.83	95.21	NA	97.02	NA	91.62	NA	74.05	NA	75.46	NA	71.26	NA
2044	90.19	91.86	86.86	97.40	NA	99.20	NA	93.80	NA	75.76	NA	77.16	NA	72.96	NA
2045	92.44	94.11	89.11	99.83	NA	101.64	NA	96.24	NA	77.65	NA	79.05	NA	74.85	NA
2046	94.48	96.15	91.15	102.04	NA	103.84	NA	98.44	NA	79.36	NA	80.77	NA	76.57	NA

Non-Seasonalized Pricing									
Year	Flat			Heavy Load Hour			Light Load Hour		
	Price	Price less wind integration adjustment	Price	Price less wind integration adjustment	Price	Price less wind integration adjustment	Price	Price less wind integration adjustment	
2021	27.93	NA	29.60	NA	24.60	NA	27.93	NA	
2022	28.69	NA	30.36	NA	25.36	NA	28.69	NA	
2023	27.76	NA	29.43	NA	24.43	NA	27.76	NA	
2024	26.33	NA	28.00	NA	23.00	NA	26.33	NA	
2025	28.04	NA	29.71	NA	24.71	NA	28.04	NA	
2026	40.44	NA	42.11	NA	37.11	NA	40.44	NA	
2027	59.01	NA	60.68	NA	55.68	NA	59.01	NA	
2028	61.54	NA	63.21	NA	58.21	NA	61.54	NA	
2029	64.01	NA	65.68	NA	60.68	NA	64.01	NA	
2030	65.55	NA	67.22	NA	62.22	NA	65.55	NA	
2031	67.36	NA	69.03	NA	64.03	NA	67.36	NA	
2032	69.79	NA	71.46	NA	66.46	NA	69.79	NA	
2033	72.00	NA	73.67	NA	68.67	NA	72.00	NA	
2034	73.78	NA	75.45	NA	70.45	NA	73.78	NA	
2035	75.42	NA	77.09	NA	72.09	NA	75.42	NA	
2036	76.99	NA	78.66	NA	73.66	NA	76.99	NA	
2037	78.13	NA	79.80	NA	74.80	NA	78.13	NA	
2038	80.44	NA	82.11	NA	77.11	NA	80.44	NA	
2039	81.74	NA	83.41	NA	78.41	NA	81.74	NA	
2040	83.34	NA	85.01	NA	80.01	NA	83.34	NA	
2041	84.90	NA	86.57	NA	81.57	NA	84.90	NA	
2042	86.43	NA	88.10	NA	83.10	NA	86.43	NA	
2043	88.16	NA	89.83	NA	84.83	NA	88.16	NA	
2044	90.19	NA	91.86	NA	86.86	NA	90.19	NA	
2045	92.44	NA	94.11	NA	89.11	NA	92.44	NA	
2046	94.48	NA	96.15	NA	91.15	NA	94.48	NA	



AVISTA

AVOIDED COST RATES FOR NON-FUELED PROJECTS

Eligibility for these rates is limited to wind and solar projects 100 kW or smaller, and to non-wind and non-solar projects smaller than 10 aMW

Seasonalization Factors		
Season 1	108.00%	(Applied to July - February)
Season 2	84.00%	(Applied to March - June)

AVISTA NON-LEVELIZED RATES Rate Effective Date: xxxx xx, 2021 Resource: Other															
Year	Non Levelized Price			Season 1 Pricing (108%)						Season 2 Pricing (84%)					
	Heavy and Light Load Hour Differential	\$5.00		Flat		Heavy Load Hour		Light Load Hour		Flat		Heavy Load Hour		Light Load Hour	
		\$1.87	(\$3.33)	Price	Price less wind integration adjustment	Price	Price less wind integration adjustment	Price	Price less wind integration adjustment	Price	Price less wind integration adjustment	Price	Price less wind integration adjustment	Price	Price less wind integration adjustment
2021	27.93	29.60	24.60	30.16	NA	31.97	NA	26.57	NA	23.46	NA	24.86	NA	20.66	NA
2022	28.69	30.36	25.36	30.99	NA	32.79	NA	27.39	NA	24.10	NA	25.51	NA	21.31	NA
2023	27.76	29.43	24.43	29.98	NA	31.78	NA	26.38	NA	23.32	NA	24.72	NA	20.52	NA
2024	26.33	28.00	23.00	28.44	NA	30.24	NA	24.84	NA	22.12	NA	23.52	NA	19.32	NA
2025	28.04	29.71	24.71	30.28	NA	32.09	NA	26.69	NA	23.55	NA	24.96	NA	20.76	NA
2026	50.01	51.68	46.68	54.02	NA	55.82	NA	50.42	NA	42.01	NA	43.41	NA	39.21	NA
2027	51.88	53.55	48.55	56.03	NA	57.83	NA	52.43	NA	43.58	NA	44.98	NA	40.78	NA
2028	54.31	55.98	50.98	58.65	NA	60.45	NA	55.05	NA	45.62	NA	47.02	NA	42.82	NA
2029	56.67	58.34	53.34	61.20	NA	63.01	NA	57.61	NA	47.60	NA	49.01	NA	44.81	NA
2030	58.10	59.77	54.77	62.75	NA	64.55	NA	59.15	NA	48.80	NA	50.21	NA	46.01	NA
2031	59.80	61.47	56.47	64.58	NA	66.39	NA	60.99	NA	50.23	NA	51.63	NA	47.43	NA
2032	62.12	63.79	58.79	67.09	NA	68.89	NA	63.49	NA	52.18	NA	53.58	NA	49.38	NA
2033	64.21	65.88	60.88	69.35	NA	71.15	NA	65.75	NA	53.94	NA	55.34	NA	51.14	NA
2034	65.88	67.55	62.55	71.15	NA	72.95	NA	67.55	NA	55.34	NA	56.74	NA	52.54	NA
2035	67.40	69.07	64.07	72.79	NA	74.60	NA	69.20	NA	56.62	NA	58.02	NA	53.82	NA
2036	68.85	70.52	65.52	74.36	NA	76.16	NA	70.76	NA	57.83	NA	59.24	NA	55.04	NA
2037	69.88	71.55	66.55	75.47	NA	77.27	NA	71.87	NA	58.70	NA	60.10	NA	55.90	NA
2038	72.06	73.73	68.73	77.83	NA	79.63	NA	74.23	NA	60.53	NA	61.94	NA	57.74	NA
2039	73.24	74.91	69.91	79.10	NA	80.90	NA	75.50	NA	61.52	NA	62.92	NA	58.72	NA
2040	74.71	76.38	71.38	80.69	NA	82.50	NA	77.10	NA	62.76	NA	64.16	NA	59.96	NA
2041	76.15	77.82	72.82	82.24	NA	84.04	NA	78.64	NA	63.96	NA	65.37	NA	61.17	NA
2042	77.54	79.21	74.21	83.74	NA	85.55	NA	80.15	NA	65.13	NA	66.54	NA	62.34	NA
2043	79.14	80.81	75.81	85.47	NA	87.28	NA	81.88	NA	66.48	NA	67.88	NA	63.68	NA
2044	81.03	82.70	77.70	87.52	NA	89.32	NA	83.92	NA	68.07	NA	69.47	NA	65.27	NA
2045	83.15	84.82	79.82	89.80	NA	91.61	NA	86.21	NA	69.85	NA	71.25	NA	67.05	NA
2046	85.05	86.72	81.72	91.86	NA	93.66	NA	88.26	NA	71.45	NA	72.85	NA	68.65	NA

Non-Seasonalized Pricing					
Flat		Heavy Load Hour		Light Load Hour	
Price	Price less wind integration adjustment	Price	Price less wind integration adjustment	Price	Price less wind integration adjustment
27.93	NA	29.60	NA	24.60	NA
28.69	NA	30.36	NA	25.36	NA
27.76	NA	29.43	NA	24.43	NA
26.33	NA	28.00	NA	23.00	NA
28.04	NA	29.71	NA	24.71	NA
50.01	NA	51.68	NA	46.68	NA
51.88	NA	53.55	NA	48.55	NA
54.31	NA	55.98	NA	50.98	NA
56.67	NA	58.34	NA	53.34	NA
58.10	NA	59.77	NA	54.77	NA
59.80	NA	61.47	NA	56.47	NA
62.12	NA	63.79	NA	58.79	NA
64.21	NA	65.88	NA	60.88	NA
65.88	NA	67.55	NA	62.55	NA
67.40	NA	69.07	NA	64.07	NA
68.85	NA	70.52	NA	65.52	NA
69.88	NA	71.55	NA	66.55	NA
72.06	NA	73.73	NA	68.73	NA
73.24	NA	74.91	NA	69.91	NA
74.71	NA	76.38	NA	71.38	NA
76.15	NA	77.82	NA	72.82	NA
77.54	NA	79.21	NA	74.21	NA
79.14	NA	80.81	NA	75.81	NA
81.03	NA	82.70	NA	77.70	NA
83.15	NA	84.82	NA	79.82	NA
85.05	NA	86.72	NA	81.72	NA



AVISTA

AVOIDED COST RATES FOR NON-FUELED PROJECTS

Eligibility for these rates is limited to wind and solar projects 100 kW or smaller, and to non-wind and non-solar projects smaller than 10 MW

Seasonalization Factors		
Season 1	108.00%	(Applied to July - February)
Season 2	84.00%	(Applied to March - June)

AVISTA NON-LEVELIZED RATES Rate Effective Date: xxxx xx, 2021 Resource: Wind															
Year	Non Levelized Price			Season 1 Pricing (108%)						Season 2 Pricing (84%)					
	Heavy and Light Load Hour Differential			Flat		Heavy Load Hour		Light Load Hour		Flat		Heavy Load Hour		Light Load Hour	
	Flat	Heavy Load Hour	Light Load Hour	Price	Price less wind integration adjustment	Price	Price less wind integration adjustment	Price	Price less wind integration adjustment	Price	Price less wind integration adjustment	Price	Price less wind integration adjustment	Price	Price less wind integration adjustment
2021	30.62	32.29	27.29	33.07	30.42	34.87	32.08	29.47	27.11	25.72	23.66	27.12	24.95	22.92	21.09
2022	31.42	33.09	28.09	33.94	31.22	35.74	32.88	30.34	27.91	26.40	24.29	27.80	25.58	23.60	21.71
2023	30.53	32.20	27.20	32.97	30.33	34.77	31.99	29.37	27.02	25.64	23.59	27.04	24.88	22.84	21.01
2024	29.14	30.81	25.81	31.47	28.95	33.28	30.62	27.88	25.05	24.48	22.52	25.38	23.81	21.68	19.95
2025	30.89	32.56	27.56	33.36	30.69	35.16	32.35	29.76	27.38	25.95	23.87	27.35	25.16	23.15	21.30
2026	32.96	34.63	29.63	35.60	32.75	37.40	34.41	32.00	29.44	27.69	25.47	29.09	26.76	24.89	22.90
2027	34.57	36.24	31.24	37.34	34.35	39.14	36.01	33.74	31.04	29.04	26.72	30.44	28.00	26.24	24.14
2028	36.74	38.41	33.41	39.68	36.51	41.49	38.17	36.09	33.20	30.86	28.39	32.27	29.69	28.07	25.82
2029	38.85	40.52	35.52	41.96	38.60	43.76	40.26	38.36	35.29	32.63	30.02	34.03	31.31	29.83	27.44
2030	40.01	41.68	36.68	43.21	39.75	45.02	41.42	39.62	36.45	33.61	30.92	35.01	32.21	30.81	28.35
2031	41.45	43.12	38.12	44.76	41.18	46.57	42.84	41.17	37.88	34.81	32.03	36.22	33.32	32.02	29.46
2032	43.49	45.16	40.16	46.97	43.21	48.78	44.88	43.38	39.91	36.53	33.61	37.94	34.90	33.74	31.04
2033	45.32	46.99	41.99	48.94	45.02	50.74	46.68	45.34	41.71	38.07	35.02	39.47	36.31	35.27	32.45
2034	46.70	48.37	43.37	50.43	46.40	52.24	48.06	46.84	43.09	39.23	36.09	40.63	37.38	36.43	33.52
2035	47.94	49.61	44.61	51.77	47.63	53.58	49.29	48.19	44.33	40.27	37.05	41.67	38.34	37.47	34.47
2036	49.10	50.77	45.77	53.03	48.79	54.83	50.44	49.43	45.48	41.25	37.95	42.65	39.24	38.45	35.37
2037	49.84	51.51	46.51	53.82	49.51	55.63	51.18	50.23	46.21	41.86	38.51	43.27	39.81	39.07	35.94
2038	51.73	53.40	48.40	55.86	51.39	57.67	53.06	52.27	48.09	43.45	39.97	44.85	41.26	40.65	37.40
2039	52.60	54.27	49.27	56.81	52.27	58.61	53.92	53.21	48.95	44.18	40.65	45.59	41.94	41.39	38.08
2040	53.77	55.44	50.44	58.07	53.42	59.88	55.09	54.48	50.12	45.17	41.56	46.57	42.84	42.37	38.98
2041	54.89	56.56	51.56	59.28	54.54	61.09	56.20	55.69	51.23	46.11	42.42	47.51	43.71	43.31	39.85
2042	55.97	57.64	52.64	60.45	55.61	62.25	57.27	56.85	52.30	47.02	43.26	48.42	44.55	44.22	40.68
2043	57.25	58.92	53.92	61.84	56.89	63.64	58.55	58.24	53.58	48.09	44.24	49.50	45.54	45.30	41.68
2044	58.82	60.49	55.49	63.53	58.45	65.33	60.10	59.93	55.14	49.41	45.46	50.81	46.75	46.61	42.88
2045	60.61	62.28	57.28	65.46	60.22	67.26	61.88	61.86	56.91	50.91	46.84	52.32	48.13	48.12	44.27
2046	62.18	63.85	58.85	67.15	61.78	68.96	63.44	63.56	58.48	52.23	48.05	53.63	49.34	49.43	45.48

Non-Seasonalized Pricing									
Year	Flat			Heavy Load Hour			Light Load Hour		
	Price	Price less wind integration adjustment	Price	Price less wind integration adjustment	Price	Price less wind integration adjustment	Price	Price less wind integration adjustment	
2021	30.62	28.17	32.29	29.71	27.29	25.11			
2022	31.42	28.91	33.09	30.44	28.09	25.84			
2023	30.53	28.09	32.20	29.62	27.20	25.02			
2024	29.14	26.81	30.81	28.35	25.81	23.75			
2025	30.89	28.42	32.56	29.96	27.56	25.36			
2026	32.96	30.32	34.63	31.86	29.63	27.26			
2027	34.57	31.80	36.24	33.34	31.24	28.74			
2028	36.74	33.80	38.41	35.34	33.41	30.74			
2029	38.85	35.74	40.52	37.28	35.52	32.68			
2030	40.01	36.81	41.68	38.35	36.68	33.75			
2031	41.45	38.13	43.12	39.67	38.12	35.07			
2032	43.49	40.01	45.16	41.55	40.16	36.95			
2033	45.32	41.69	46.99	43.23	41.99	38.63			
2034	46.70	42.96	48.37	44.50	43.37	39.90			
2035	47.94	44.10	49.61	45.64	44.61	41.04			
2036	49.10	45.17	50.77	46.71	45.77	42.11			
2037	49.84	45.85	51.51	47.39	46.51	42.79			
2038	51.73	47.59	53.40	49.13	48.40	44.53			
2039	52.60	48.39	54.27	49.93	49.27	45.33			
2040	53.77	49.47	55.44	51.00	50.44	46.40			
2041	54.89	50.50	56.56	52.04	51.56	47.44			
2042	55.97	51.49	57.64	53.03	52.64	48.43			
2043	57.25	52.67	58.92	54.21	53.92	49.61			
2044	58.82	54.11	60.49	55.65	55.49	51.05			
2045	60.61	55.76	62.28	57.30	57.28	52.70			
2046	62.18	57.21	63.85	58.74	58.85	54.14			





AVISTA

AVOIDED COST RATES FOR NON-FUELED PROJECTS

Eligibility for these rates is limited to wind and solar projects 100 kW or smaller, and to non-wind and non-solar projects smaller than 10 aMW

Seasonalization Factors		
Season 1	108.00%	(Applied to July - February)
Season 2	84.00%	(Applied to March - June)

AVISTA NON-LEVELIZED RATES Rate Effective Date: xxxx xx, 2021 Resource: Solar															
Year	Non Levelized Price			Season 1 Pricing (108%)						Season 2 Pricing (84%)					
	Heavy and Light Load Hour Differential	\$5.00		Flat		Heavy Load Hour		Light Load Hour		Flat		Heavy Load Hour		Light Load Hour	
		\$1.87	(\$3.33)		Price	Price less wind integration adjustment	Price	Price less wind integration adjustment	Price	Price less wind integration adjustment	Price	Price less wind integration adjustment	Price	Price less wind integration adjustment	Price
2021	55.41	57.08	52.08	59.84	NA	61.64	NA	56.24	NA	46.54	NA	47.95	NA	43.75	NA
2022	56.58	58.25	53.25	61.11	NA	62.91	NA	57.51	NA	47.53	NA	48.93	NA	44.73	NA
2023	56.05	57.72	52.72	60.54	NA	62.34	NA	56.94	NA	47.08	NA	48.49	NA	44.29	NA
2024	55.05	56.72	51.72	59.45	NA	61.25	NA	55.85	NA	46.24	NA	47.64	NA	43.44	NA
2025	57.17	58.84	53.84	61.75	NA	63.55	NA	58.15	NA	48.03	NA	49.43	NA	45.23	NA
2026	59.63	61.30	56.30	64.40	NA	66.20	NA	60.80	NA	50.09	NA	51.49	NA	47.29	NA
2027	61.64	63.31	58.31	66.57	NA	68.37	NA	62.97	NA	51.78	NA	53.18	NA	48.98	NA
2028	64.21	65.88	60.88	69.35	NA	71.15	NA	65.75	NA	53.94	NA	55.34	NA	51.14	NA
2029	66.72	68.39	63.39	72.06	NA	73.86	NA	68.46	NA	56.04	NA	57.45	NA	53.25	NA
2030	68.29	69.96	64.96	73.76	NA	75.56	NA	70.16	NA	57.37	NA	58.77	NA	54.57	NA
2031	70.14	71.81	66.81	75.76	NA	77.56	NA	72.16	NA	58.92	NA	60.32	NA	56.12	NA
2032	72.62	74.29	69.29	78.43	NA	80.23	NA	74.83	NA	61.00	NA	62.40	NA	58.20	NA
2033	74.87	76.54	71.54	80.86	NA	82.66	NA	77.26	NA	62.89	NA	64.29	NA	60.09	NA
2034	76.69	78.36	73.36	82.82	NA	84.63	NA	79.23	NA	64.42	NA	65.82	NA	61.62	NA
2035	78.37	80.04	75.04	84.64	NA	86.45	NA	81.05	NA	65.83	NA	67.24	NA	63.04	NA
2036	79.99	81.66	76.66	86.38	NA	88.19	NA	82.79	NA	67.19	NA	68.59	NA	64.39	NA
2037	81.18	82.85	77.85	87.67	NA	89.47	NA	84.07	NA	68.19	NA	69.59	NA	65.39	NA
2038	83.53	85.20	80.20	90.21	NA	92.01	NA	86.61	NA	70.16	NA	71.57	NA	67.37	NA
2039	84.87	86.54	81.54	91.66	NA	93.47	NA	88.07	NA	71.29	NA	72.70	NA	68.50	NA
2040	86.52	88.19	83.19	93.44	NA	95.25	NA	89.85	NA	72.68	NA	74.08	NA	69.88	NA
2041	88.13	89.80	84.80	95.18	NA	96.98	NA	91.58	NA	74.03	NA	75.43	NA	71.23	NA
2042	89.70	91.37	86.37	96.88	NA	98.68	NA	93.28	NA	75.35	NA	76.75	NA	72.55	NA
2043	91.48	93.15	88.15	98.80	NA	100.60	NA	95.20	NA	76.84	NA	78.25	NA	74.05	NA
2044	93.56	95.23	90.23	101.04	NA	102.85	NA	97.45	NA	78.59	NA	79.99	NA	75.79	NA
2045	95.96	97.53	92.53	103.53	NA	105.33	NA	99.83	NA	80.52	NA	81.93	NA	77.73	NA
2046	97.95	99.62	94.62	105.79	NA	107.59	NA	102.19	NA	82.28	NA	83.68	NA	79.48	NA

Non-Seasonalized Pricing												
Year	Flat			Heavy Load Hour			Light Load Hour					
	Price	Price less wind integration adjustment	Price	Price less wind integration adjustment	Price	Price less wind integration adjustment	Price	Price less wind integration adjustment	Price	Price less wind integration adjustment		
	2021	55.41	NA	57.08	NA	52.08	NA	55.41	NA	57.08	NA	52.08
2022	56.58	NA	58.25	NA	53.25	NA	56.58	NA	58.25	NA	53.25	NA
2023	56.05	NA	57.72	NA	52.72	NA	56.05	NA	57.72	NA	52.72	NA
2024	55.05	NA	56.72	NA	51.72	NA	55.05	NA	56.72	NA	51.72	NA
2025	57.17	NA	58.84	NA	53.84	NA	57.17	NA	58.84	NA	53.84	NA
2026	59.63	NA	61.30	NA	56.30	NA	59.63	NA	61.30	NA	56.30	NA
2027	61.64	NA	63.31	NA	58.31	NA	61.64	NA	63.31	NA	58.31	NA
2028	64.21	NA	65.88	NA	60.88	NA	64.21	NA	65.88	NA	60.88	NA
2029	66.72	NA	68.39	NA	63.39	NA	66.72	NA	68.39	NA	63.39	NA
2030	68.29	NA	69.96	NA	64.96	NA	68.29	NA	69.96	NA	64.96	NA
2031	70.14	NA	71.81	NA	66.81	NA	70.14	NA	71.81	NA	66.81	NA
2032	72.62	NA	74.29	NA	69.29	NA	72.62	NA	74.29	NA	69.29	NA
2033	74.87	NA	76.54	NA	71.54	NA	74.87	NA	76.54	NA	71.54	NA
2034	76.69	NA	78.36	NA	73.36	NA	76.69	NA	78.36	NA	73.36	NA
2035	78.37	NA	80.04	NA	75.04	NA	78.37	NA	80.04	NA	75.04	NA
2036	79.99	NA	81.66	NA	76.66	NA	79.99	NA	81.66	NA	76.66	NA
2037	81.18	NA	82.85	NA	77.85	NA	81.18	NA	82.85	NA	77.85	NA
2038	83.53	NA	85.20	NA	80.20	NA	83.53	NA	85.20	NA	80.20	NA
2039	84.87	NA	86.54	NA	81.54	NA	84.87	NA	86.54	NA	81.54	NA
2040	86.52	NA	88.19	NA	83.19	NA	86.52	NA	88.19	NA	83.19	NA
2041	88.13	NA	89.80	NA	84.80	NA	88.13	NA	89.80	NA	84.80	NA
2042	89.70	NA	91.37	NA	86.37	NA	89.70	NA	91.37	NA	86.37	NA
2043	91.48	NA	93.15	NA	88.15	NA	91.48	NA	93.15	NA	88.15	NA
2044	93.56	NA	95.23	NA	90.23	NA	93.56	NA	95.23	NA	90.23	NA
2045	95.96	NA	97.53	NA	92.53	NA	95.96	NA	97.53	NA	92.53	NA
2046	97.95	NA	99.62	NA	94.62	NA	97.95	NA	99.62	NA	94.62	NA



AVISTA

AVOIDED COST RATES FOR NON-FUELED PROJECTS

Eligibility for these rates is limited to wind and solar projects 100 kW or smaller, and to non-wind and non-solar projects smaller than 10 aMW

Seasonalization Factors		
Season 1	108.00%	(Applied to July - February)
Season 2	84.00%	(Applied to March - June)

AVISTA NON-LEVELIZED RATES Rate Effective Date: xxxx xx, 2021 Resource: Non-seasonal hydro															
Year	Non Levelized Price			Season 1 Pricing (108%)						Season 2 Pricing (84%)					
	\$5.00			Flat		Heavy Load Hour		Light Load Hour		Flat		Heavy Load Hour		Light Load Hour	
	Heavy and Light Load Differential	Flat	Light Load Hour	Price	Price less wind integration adjustment	Price	Price less wind integration adjustment	Price	Price less wind integration adjustment	Price	Price less wind integration adjustment	Price	Price less wind integration adjustment	Price	Price less wind integration adjustment
2021	53.00	54.67	49.67	57.24	NA	59.04	NA	53.64	NA	44.52	NA	45.92	NA	41.72	NA
2022	54.14	55.81	50.81	58.47	NA	60.27	NA	54.87	NA	45.48	NA	46.88	NA	42.68	NA
2023	53.57	55.24	50.24	57.86	NA	59.66	NA	54.26	NA	45.00	NA	46.41	NA	42.21	NA
2024	52.53	54.20	49.20	56.73	NA	58.54	NA	53.14	NA	44.13	NA	45.53	NA	41.33	NA
2025	54.62	56.29	51.29	58.99	NA	60.80	NA	55.40	NA	45.88	NA	47.29	NA	43.09	NA
2026	57.04	58.71	53.71	61.60	NA	63.41	NA	58.01	NA	47.91	NA	49.32	NA	45.12	NA
2027	59.01	60.68	55.68	63.73	NA	65.54	NA	60.14	NA	49.57	NA	50.97	NA	46.77	NA
2028	61.54	63.21	58.21	66.47	NA	68.27	NA	62.87	NA	51.70	NA	53.10	NA	48.90	NA
2029	64.01	65.68	60.68	69.13	NA	70.94	NA	65.54	NA	53.77	NA	55.17	NA	50.97	NA
2030	65.55	67.22	62.22	70.79	NA	72.60	NA	67.20	NA	55.06	NA	56.46	NA	52.26	NA
2031	67.36	69.03	64.03	72.75	NA	74.55	NA	69.15	NA	56.58	NA	57.98	NA	53.78	NA
2032	69.79	71.46	66.46	75.37	NA	77.18	NA	71.78	NA	58.62	NA	60.03	NA	55.83	NA
2033	72.00	73.67	68.67	77.76	NA	79.56	NA	74.16	NA	60.48	NA	61.88	NA	57.68	NA
2034	73.78	75.45	70.45	79.68	NA	81.48	NA	76.08	NA	61.97	NA	63.38	NA	59.18	NA
2035	75.42	77.09	72.09	81.45	NA	83.26	NA	77.86	NA	63.35	NA	64.75	NA	60.55	NA
2036	76.99	78.66	73.66	83.15	NA	84.95	NA	79.55	NA	64.67	NA	66.07	NA	61.87	NA
2037	78.13	79.80	74.80	84.38	NA	86.19	NA	80.79	NA	65.63	NA	67.03	NA	62.83	NA
2038	80.44	82.11	77.11	86.88	NA	88.68	NA	83.28	NA	67.57	NA	68.97	NA	64.77	NA
2039	81.74	83.41	78.41	88.28	NA	90.08	NA	84.68	NA	68.66	NA	70.06	NA	65.86	NA
2040	83.34	85.01	80.01	90.01	NA	91.81	NA	86.41	NA	70.01	NA	71.41	NA	67.21	NA
2041	84.90	86.57	81.57	91.69	NA	93.50	NA	88.10	NA	71.32	NA	72.72	NA	68.52	NA
2042	86.43	88.10	83.10	93.34	NA	95.14	NA	89.74	NA	72.60	NA	74.00	NA	69.80	NA
2043	88.16	89.83	84.83	95.21	NA	97.02	NA	91.62	NA	74.05	NA	75.46	NA	71.26	NA
2044	90.19	91.86	86.86	97.40	NA	99.20	NA	93.80	NA	75.76	NA	77.16	NA	72.96	NA
2045	92.44	94.11	89.11	99.83	NA	101.64	NA	96.24	NA	77.65	NA	79.05	NA	74.85	NA
2046	94.48	96.15	91.15	102.04	NA	103.84	NA	98.44	NA	79.36	NA	80.77	NA	76.57	NA

Non-Seasonalized Pricing								
Flat			Heavy Load Hour			Light Load Hour		
Price	Price less wind integration adjustment		Price	Price less wind integration adjustment		Price	Price less wind integration adjustment	
53.00	NA	54.67	NA	49.67	NA	53.00	NA	54.67
54.14	NA	55.81	NA	50.81	NA	54.14	NA	55.81
53.57	NA	55.24	NA	50.24	NA	53.57	NA	55.24
52.53	NA	54.20	NA	49.20	NA	52.53	NA	54.20
54.62	NA	56.29	NA	51.29	NA	54.62	NA	56.29
57.04	NA	58.71	NA	53.71	NA	57.04	NA	58.71
59.01	NA	60.68	NA	55.68	NA	59.01	NA	60.68
61.54	NA	63.21	NA	58.21	NA	61.54	NA	63.21
64.01	NA	65.68	NA	60.68	NA	64.01	NA	65.68
65.55	NA	67.22	NA	62.22	NA	65.55	NA	67.22
67.36	NA	69.03	NA	64.03	NA	67.36	NA	69.03
69.79	NA	71.46	NA	66.46	NA	69.79	NA	71.46
72.00	NA	73.67	NA	68.67	NA	72.00	NA	73.67
73.78	NA	75.45	NA	70.45	NA	73.78	NA	75.45
75.42	NA	77.09	NA	72.09	NA	75.42	NA	77.09
76.99	NA	78.66	NA	73.66	NA	76.99	NA	78.66
78.13	NA	79.80	NA	74.80	NA	78.13	NA	79.80
80.44	NA	82.11	NA	77.11	NA	80.44	NA	82.11
81.74	NA	83.41	NA	78.41	NA	81.74	NA	83.41
83.34	NA	85.01	NA	80.01	NA	83.34	NA	85.01
84.90	NA	86.57	NA	81.57	NA	84.90	NA	86.57
86.43	NA	88.10	NA	83.10	NA	86.43	NA	88.10
88.16	NA	89.83	NA	84.83	NA	88.16	NA	89.83
90.19	NA	91.86	NA	86.86	NA	90.19	NA	91.86
92.44	NA	94.11	NA	89.11	NA	92.44	NA	94.11
94.48	NA	96.15	NA	91.15	NA	94.48	NA	96.15



AVISTA

AVOIDED COST RATES FOR NON-FUELED PROJECTS

Eligibility for these rates is limited to wind and solar projects 100 kW or smaller, and to non-wind and non-solar projects smaller than 10 aMW

Seasonalization Factors		
Season 1	108.00%	(Applied to July - February)
Season 2	84.00%	(Applied to March - June)

AVISTA NON-LEVELIZED RATES Rate Effective Date: xxxx xx, 2021 Resource: Seasonal hydro															
Year	Non Levelized Price			Season 1 Pricing (108%)						Season 2 Pricing (84%)					
	Heavy and Light Load Hour Differential	\$5.00		Flat		Heavy Load Hour		Light Load Hour		Flat		Heavy Load Hour		Light Load Hour	
		\$1.87			Price less wind integration adjustment	Price	Price less wind integration adjustment	Price	Price less wind integration adjustment	Price	Price less wind integration adjustment	Price	Price less wind integration adjustment	Price	Price less wind integration adjustment
2021	69.87	71.54	66.54	75.46	NA	77.26	NA	71.86	NA	58.69	NA	60.09	NA	55.89	NA
2022	71.25	72.92	67.92	76.95	NA	78.76	NA	73.36	NA	59.85	NA	61.26	NA	57.06	NA
2023	70.94	72.61	67.61	76.62	NA	78.42	NA	73.02	NA	59.59	NA	60.99	NA	56.79	NA
2024	70.15	71.82	66.82	75.77	NA	77.57	NA	72.17	NA	58.93	NA	60.33	NA	56.13	NA
2025	72.51	74.18	69.18	78.31	NA	80.11	NA	74.71	NA	60.91	NA	62.31	NA	58.11	NA
2026	75.19	76.86	71.86	81.20	NA	83.01	NA	77.61	NA	63.16	NA	64.56	NA	60.36	NA
2027	77.43	79.10	74.10	83.62	NA	85.42	NA	80.02	NA	65.04	NA	66.44	NA	62.24	NA
2028	80.23	81.90	76.90	86.65	NA	88.45	NA	83.05	NA	67.39	NA	68.80	NA	64.60	NA
2029	82.97	84.64	79.64	89.61	NA	91.42	NA	86.02	NA	69.70	NA	71.10	NA	66.90	NA
2030	84.79	86.46	81.46	91.57	NA	93.38	NA	87.98	NA	71.22	NA	72.63	NA	68.43	NA
2031	86.89	88.56	83.56	93.84	NA	95.64	NA	90.24	NA	72.98	NA	74.39	NA	70.19	NA
2032	89.60	91.27	86.27	96.77	NA	98.58	NA	93.18	NA	75.27	NA	76.67	NA	72.47	NA
2033	92.11	93.78	88.78	99.48	NA	101.28	NA	95.88	NA	77.37	NA	78.77	NA	74.57	NA
2034	94.18	95.85	90.85	101.72	NA	103.52	NA	98.12	NA	79.11	NA	80.52	NA	76.32	NA
2035	96.12	97.79	92.79	103.81	NA	105.62	NA	100.22	NA	80.74	NA	82.15	NA	77.95	NA
2036	98.00	99.67	94.67	105.84	NA	107.64	NA	102.24	NA	82.32	NA	83.72	NA	79.52	NA
2037	99.46	101.13	96.13	107.41	NA	109.22	NA	103.82	NA	83.54	NA	84.95	NA	80.75	NA
2038	102.08	103.75	98.75	110.25	NA	112.05	NA	106.65	NA	85.75	NA	87.15	NA	82.95	NA
2039	103.70	105.37	100.37	111.99	NA	113.80	NA	110.40	NA	87.11	NA	88.51	NA	84.31	NA
2040	105.63	107.30	102.30	114.08	NA	115.88	NA	110.48	NA	88.73	NA	90.13	NA	85.93	NA
2041	107.51	109.18	104.18	116.12	NA	117.92	NA	112.52	NA	90.31	NA	91.72	NA	87.52	NA
2042	109.37	111.04	106.04	118.12	NA	119.93	NA	114.53	NA	91.87	NA	93.28	NA	89.08	NA
2043	111.45	113.12	108.12	120.36	NA	122.17	NA	116.77	NA	93.62	NA	95.02	NA	90.82	NA
2044	113.82	115.49	110.49	122.92	NA	124.73	NA	119.33	NA	95.61	NA	97.01	NA	92.81	NA
2045	116.42	118.09	113.09	125.74	NA	127.54	NA	122.14	NA	97.79	NA	99.20	NA	95.00	NA
2046	118.82	120.49	115.49	128.32	NA	130.13	NA	124.73	NA	99.81	NA	101.21	NA	97.01	NA

Non-Seasonalized Pricing											
Flat			Heavy Load Hour			Light Load Hour					
Price	Price less wind integration adjustment	Price	Price less wind integration adjustment	Price	Price less wind integration adjustment	Price	Price less wind integration adjustment	Price	Price less wind integration adjustment	Price	Price less wind integration adjustment
69.87	NA	71.54	NA	66.54	NA	71.25	NA	72.92	NA	67.92	NA
71.25	NA	72.92	NA	67.92	NA	70.94	NA	72.61	NA	67.61	NA
70.94	NA	72.61	NA	67.61	NA	70.15	NA	71.82	NA	66.82	NA
70.15	NA	71.82	NA	66.82	NA	72.51	NA	74.18	NA	69.18	NA
72.51	NA	74.18	NA	69.18	NA	75.19	NA	76.86	NA	71.86	NA
75.19	NA	76.86	NA	71.86	NA	77.43	NA	79.10	NA	74.10	NA
77.43	NA	79.10	NA	74.10	NA	80.23	NA	81.90	NA	76.90	NA
80.23	NA	81.90	NA	76.90	NA	82.97	NA	84.64	NA	79.64	NA
82.97	NA	84.64	NA	79.64	NA	84.79	NA	86.46	NA	81.46	NA
84.79	NA	86.46	NA	81.46	NA	86.89	NA	88.56	NA	83.56	NA
86.89	NA	88.56	NA	83.56	NA	89.60	NA	91.27	NA	86.27	NA
89.60	NA	91.27	NA	86.27	NA	92.11	NA	93.78	NA	88.78	NA
92.11	NA	93.78	NA	88.78	NA	94.18	NA	95.85	NA	90.85	NA
94.18	NA	95.85	NA	90.85	NA	96.12	NA	97.79	NA	92.79	NA
96.12	NA	97.79	NA	92.79	NA	98.00	NA	99.67	NA	94.67	NA
98.00	NA	99.67	NA	94.67	NA	99.46	NA	101.13	NA	96.13	NA
99.46	NA	101.13	NA	96.13	NA	102.08	NA	103.75	NA	98.75	NA
102.08	NA	103.75	NA	98.75	NA	103.70	NA	105.37	NA	100.37	NA
103.70	NA	105.37	NA	100.37	NA	105.63	NA	107.30	NA	102.30	NA
105.63	NA	107.30	NA	102.30	NA	107.51	NA	109.18	NA	104.18	NA
107.51	NA	109.18	NA	104.18	NA	109.37	NA	111.04	NA	106.04	NA
109.37	NA	111.04	NA	106.04	NA	111.45	NA	113.12	NA	108.12	NA
111.45	NA	113.12	NA	108.12	NA	113.82	NA	115.49	NA	110.49	NA
113.82	NA	115.49	NA	110.49	NA	116.42	NA	118.09	NA	113.09	NA
116.42	NA	118.09	NA	113.09	NA	118.82	NA	120.49	NA	115.49	NA
118.82	NA	120.49	NA	115.49	NA						



AVISTA

AVOIDED COST RATES FOR NON-FUELED PROJECTS

Eligibility for these rates is limited to wind and solar projects 100 kW or smaller, and to non-wind and non-solar projects smaller than 10 aMW

Seasonalization Factors		
Season 1	108.00%	(Applied to July - February)
Season 2	84.00%	(Applied to March - June)

AVISTA NON-LEVELIZED RATES Rate Effective Date: xxxx xx, 2021 Resource: Other															
Year	Non Levelized Price			Season 1 Pricing (108%)						Season 2 Pricing (84%)					
	Heavy and Light Load Hour Differential	\$5.00		Flat		Heavy Load Hour		Light Load Hour		Flat		Heavy Load Hour		Light Load Hour	
		\$1.87	(\$3.33)	Price less wind integration adjustment	Price less wind integration adjustment	Price less wind integration adjustment	Price less wind integration adjustment	Price less wind integration adjustment	Price less wind integration adjustment	Price less wind integration adjustment	Price less wind integration adjustment	Price less wind integration adjustment	Price less wind integration adjustment	Price less wind integration adjustment	Price less wind integration adjustment
2021	46.47	48.14	43.14	50.19	NA	51.99	NA	46.59	NA	39.03	NA	40.44	NA	36.24	NA
2022	47.51	49.18	44.18	51.31	NA	53.11	NA	47.71	NA	39.91	NA	41.31	NA	37.11	NA
2023	46.85	48.52	43.52	50.60	NA	52.40	NA	47.00	NA	39.35	NA	40.76	NA	36.56	NA
2024	45.71	47.38	42.38	49.36	NA	51.17	NA	45.77	NA	38.39	NA	39.80	NA	35.00	NA
2025	47.70	49.37	44.37	51.51	NA	53.32	NA	47.92	NA	40.07	NA	41.47	NA	37.27	NA
2026	50.01	51.68	46.68	54.02	NA	55.82	NA	50.42	NA	42.01	NA	43.41	NA	39.21	NA
2027	51.88	53.55	48.55	56.03	NA	57.83	NA	52.43	NA	43.58	NA	44.98	NA	40.78	NA
2028	54.31	55.98	50.98	58.65	NA	60.45	NA	55.05	NA	45.62	NA	47.02	NA	42.82	NA
2029	56.67	58.34	53.34	61.20	NA	63.01	NA	57.61	NA	47.60	NA	49.01	NA	44.81	NA
2030	58.10	59.77	54.77	62.75	NA	64.55	NA	59.15	NA	48.80	NA	50.21	NA	46.01	NA
2031	59.80	61.47	56.47	64.58	NA	66.39	NA	60.99	NA	50.23	NA	51.63	NA	47.43	NA
2032	62.12	63.79	58.79	67.09	NA	68.89	NA	63.49	NA	52.18	NA	53.58	NA	49.38	NA
2033	64.21	65.88	60.88	69.35	NA	71.15	NA	65.75	NA	53.94	NA	55.34	NA	51.14	NA
2034	65.88	67.55	62.55	71.15	NA	72.95	NA	67.55	NA	55.34	NA	56.74	NA	52.54	NA
2035	67.40	69.07	64.07	72.79	NA	74.60	NA	69.20	NA	56.62	NA	58.02	NA	53.82	NA
2036	68.85	70.52	65.52	74.36	NA	76.16	NA	70.76	NA	57.83	NA	59.24	NA	55.04	NA
2037	69.88	71.55	66.55	75.47	NA	77.27	NA	71.87	NA	58.70	NA	60.10	NA	55.90	NA
2038	72.06	73.73	68.73	77.83	NA	79.63	NA	74.23	NA	60.53	NA	61.94	NA	57.74	NA
2039	73.24	74.91	69.91	79.10	NA	80.90	NA	75.50	NA	61.52	NA	62.92	NA	58.72	NA
2040	74.71	76.38	71.38	80.69	NA	82.50	NA	77.10	NA	62.76	NA	64.16	NA	59.96	NA
2041	76.15	77.82	72.82	82.24	NA	84.04	NA	78.64	NA	63.96	NA	65.37	NA	61.17	NA
2042	77.54	79.21	74.21	83.74	NA	85.55	NA	80.15	NA	65.13	NA	66.54	NA	62.34	NA
2043	79.14	80.81	75.81	85.47	NA	87.28	NA	81.88	NA	66.48	NA	67.88	NA	63.68	NA
2044	81.03	82.70	77.70	87.52	NA	89.32	NA	83.92	NA	68.07	NA	69.47	NA	65.27	NA
2045	83.15	84.82	79.82	89.80	NA	91.61	NA	86.21	NA	69.85	NA	71.25	NA	67.05	NA
2046	85.05	86.72	81.72	91.86	NA	93.66	NA	88.26	NA	71.45	NA	72.85	NA	68.65	NA

Non-Seasonalized Pricing											
Flat			Heavy Load Hour			Light Load Hour					
Price	Price less wind integration adjustment	Price less wind integration adjustment	Price	Price less wind integration adjustment	Price less wind integration adjustment	Price	Price less wind integration adjustment	Price less wind integration adjustment			
46.47	NA	48.14	NA	43.14	NA	46.47	NA	48.14	NA	43.14	NA
47.51	NA	49.18	NA	44.18	NA	47.51	NA	49.18	NA	44.18	NA
46.85	NA	48.52	NA	43.52	NA	46.85	NA	48.52	NA	43.52	NA
45.71	NA	47.38	NA	42.38	NA	45.71	NA	47.38	NA	42.38	NA
47.70	NA	49.37	NA	44.37	NA	47.70	NA	49.37	NA	44.37	NA
50.01	NA	51.68	NA	46.68	NA	50.01	NA	51.68	NA	46.68	NA
51.88	NA	53.55	NA	48.55	NA	51.88	NA	53.55	NA	48.55	NA
54.31	NA	55.98	NA	50.98	NA	54.31	NA	55.98	NA	50.98	NA
56.67	NA	58.34	NA	53.34	NA	56.67	NA	58.34	NA	53.34	NA
58.10	NA	59.77	NA	54.77	NA	58.10	NA	59.77	NA	54.77	NA
59.80	NA	61.47	NA	56.47	NA	59.80	NA	61.47	NA	56.47	NA
62.12	NA	63.79	NA	58.79	NA	62.12	NA	63.79	NA	58.79	NA
64.21	NA	65.88	NA	60.88	NA	64.21	NA	65.88	NA	60.88	NA
65.88	NA	67.55	NA	62.55	NA	65.88	NA	67.55	NA	62.55	NA
67.40	NA	69.07	NA	64.07	NA	67.40	NA	69.07	NA	64.07	NA
68.85	NA	70.52	NA	65.52	NA	68.85	NA	70.52	NA	65.52	NA
69.88	NA	71.55	NA	66.55	NA	69.88	NA	71.55	NA	66.55	NA
72.06	NA	73.73	NA	68.73	NA	72.06	NA	73.73	NA	68.73	NA
73.24	NA	74.91	NA	69.91	NA	73.24	NA	74.91	NA	69.91	NA
74.71	NA	76.38	NA	71.38	NA	74.71	NA	76.38	NA	71.38	NA
76.15	NA	77.82	NA	72.82	NA	76.15	NA	77.82	NA	72.82	NA
77.54	NA	79.21	NA	74.21	NA	77.54	NA	79.21	NA	74.21	NA
79.14	NA	80.81	NA	75.81	NA	79.14	NA	80.81	NA	75.81	NA
81.03	NA	82.70	NA	77.70	NA	81.03	NA	82.70	NA	77.70	NA
83.15	NA	84.82	NA	79.82	NA	83.15	NA	84.82	NA	79.82	NA
85.05	NA	86.72	NA	81.72	NA	85.05	NA	86.72	NA	81.72	NA