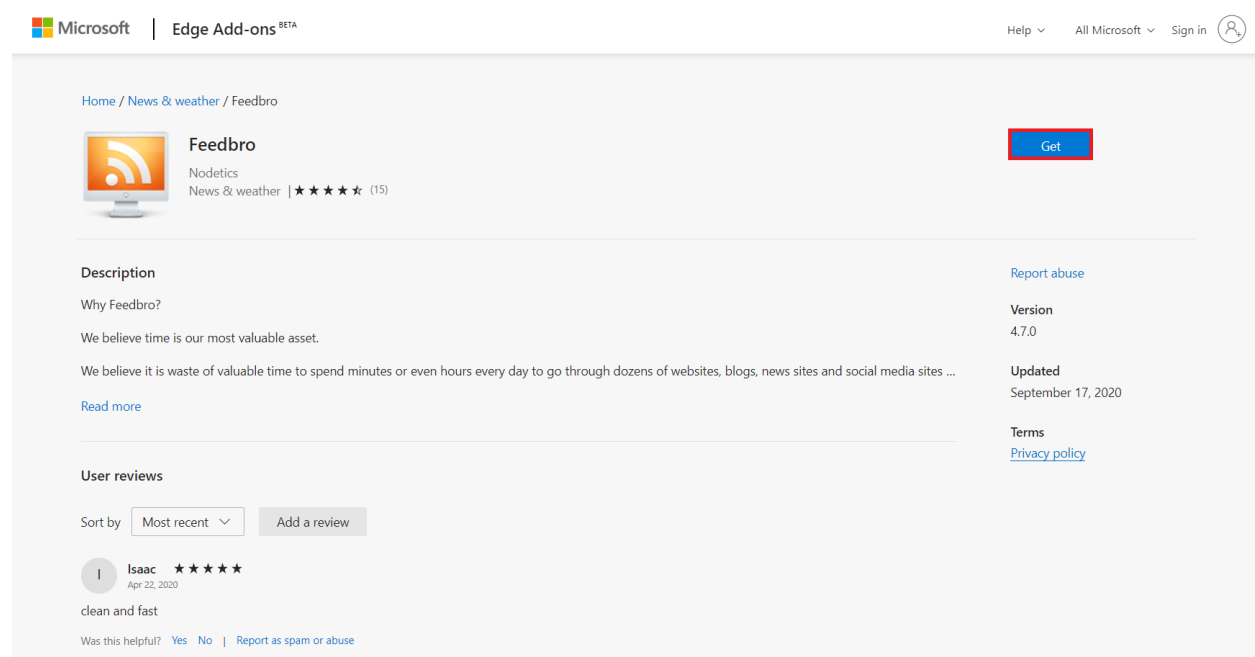


## RSS Guide Edge

Creating an RSS Feed while using the new Microsoft Edge browser (from now on, referred to as Edge) requires the use of a browser extension to use. In this guide we will go over how to acquire an RSS extension and subscribe to an RSS Feed.

### Step 1: Go to the Edge Add-On and find RSS Extension

Go to the [Edge Add-Ons](#) webpage. Click on the hyperlink in the previous sentence to go there, or find it by searching it in Google or any other search engine. Search for the add-on “Feedbro”. There are multiple RSS Extensions in the Edge Add-Ons page that will work, but we recommend this one. Click the button highlighted in red called “Get” to install.



The screenshot shows the Microsoft Edge Add-ons webpage for the 'Feedbro' extension. The header includes the Microsoft logo, 'Edge Add-ons BETA', and links for Help, All Microsoft, Sign in, and a user profile icon. The breadcrumb trail is 'Home / News & weather / Feedbro'. The extension card for 'Feedbro' by Nodetics is displayed, showing a 5-star rating from 15 reviews and a red 'Get' button. Below the card, the 'Description' section explains that the extension saves time by aggregating news and social media. The 'User reviews' section shows a review from Isaac dated April 22, 2020, with a 5-star rating and the comment 'clean and fast'. On the right side, there are links for 'Report abuse', 'Version 4.7.0', 'Updated September 17, 2020', 'Terms', and 'Privacy policy'.

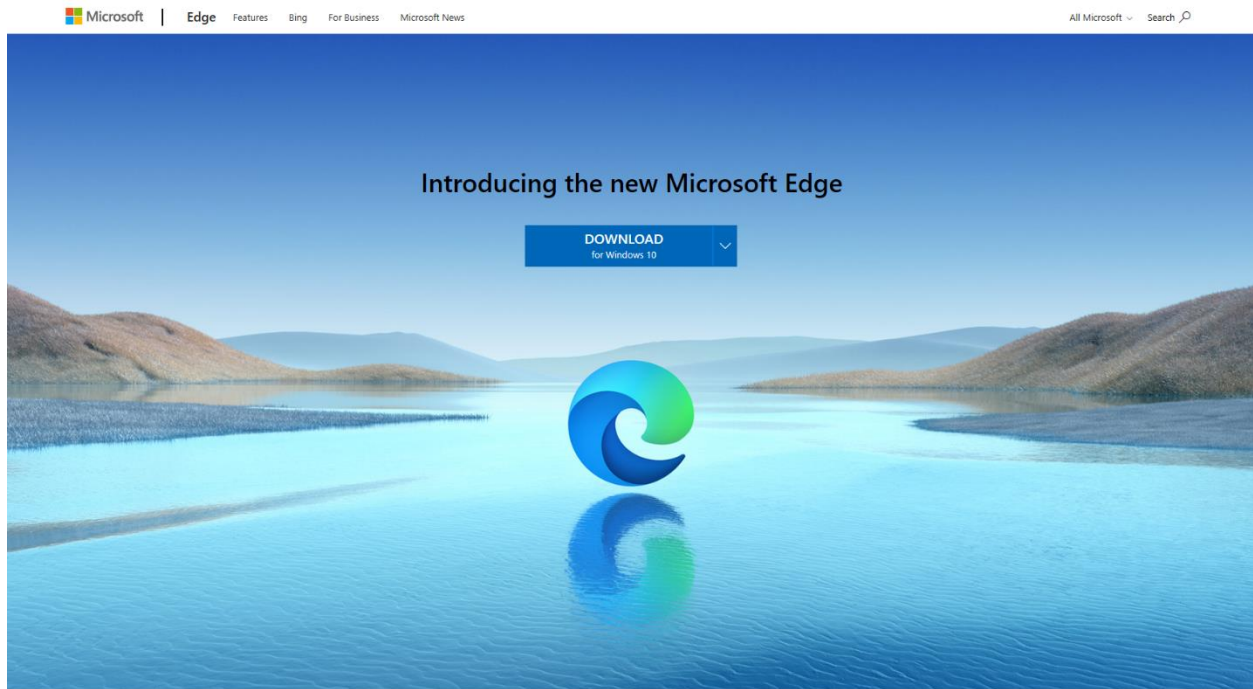
If the button is Greyed-out, that most likely means you do not have the “new” Microsoft Edge browser installed as the old Edge does not support extensions. Check your browser icon, if your icon is the one on the left, it needs to be updated to the one on the right.



## Try the new Microsoft Edge

Built with your privacy and security in mind.

[Download the “new” Microsoft Edge to continue.](#)



## Step 2: Open Feedbro Extension

Once the Add-On is installed, go back to the [PUC RSS Page](#). Do not click the link, as Edge will not understand what to do with the RSS Feed as shown in this image.



Instead, copy the link of the RSS Feed you are interested in. You can do this by either highlighting the line and pressing the “Ctrl” + “c” keys on your keyboard, or right-clicking the mouse button and selecting “Copy” or “Copy link” from the menu. Your computer will now save this link.

## RSS Feeds

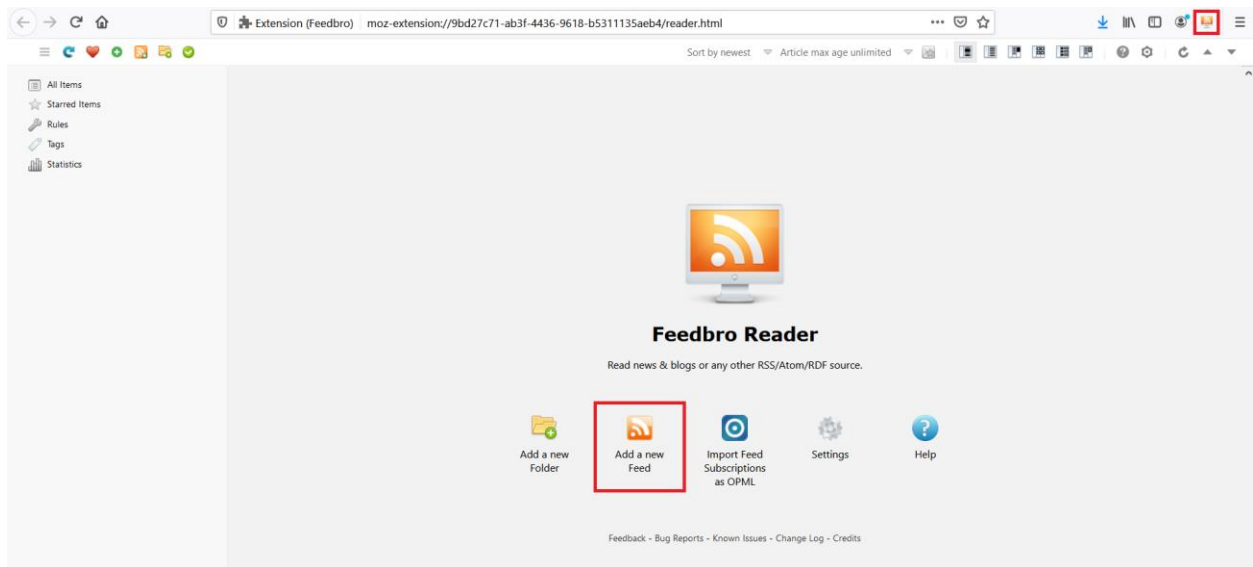
Search:  For:  Value

Utility Type	Category	Rss Feed
All	Recent Cases (Past 30 days)	<a href="https://rss.puc.webdev.idaho.gov/rss/allrecentcases/">https://rss.puc.webdev.idaho.gov/rss/allrecentcases/</a>
All	Orders - Notices - Certificates	<a href="https://rss.puc.webdev.idaho.gov/rss/allorders/">https://rss.puc.webdev.idaho.gov/rss/allorders/</a>
All	Press Releases	<a href="https://rss.puc.webdev.idaho.gov/rss/allpressreleases/">https://rss.puc.webdev.idaho.gov/rss/allpressreleases/</a>
Electric	Press Releases	<a href="https://rss.puc.webdev.idaho.gov/rss/electricpressreleases/">https://rss.puc.webdev.idaho.gov/rss/electricpressreleases/</a>
Electric	Orders - Notices - Certificates	<a href="https://rss.puc.webdev.idaho.gov/rss/electricorders/">https://rss.puc.webdev.idaho.gov/rss/electricorders/</a>
Electric	Recent Cases (Past 30 days)	<a href="https://rss.puc.webdev.idaho.gov/rss/electricrecentcases/">https://rss.puc.webdev.idaho.gov/rss/electricrecentcases/</a>
Gas	Recent Cases (Past 30 days)	<a href="https://rss.puc.webdev.idaho.gov/rss/gasrecentcases/">https://rss.puc.webdev.idaho.gov/rss/gasrecentcases/</a>
Gas	Orders - Notices - Certificates	<a href="https://rss.puc.webdev.idaho.gov/rss/gasorders/">https://rss.puc.webdev.idaho.gov/rss/gasorders/</a>
Gas	Press Releases	<a href="https://rss.puc.webdev.idaho.gov/rss/gaspressreleases/">https://rss.puc.webdev.idaho.gov/rss/gaspressreleases/</a>
Multi-Utility	Recent Cases (Past 30 days)	<a href="https://rss.puc.webdev.idaho.gov/rss/multiutilityrecentcases/">https://rss.puc.webdev.idaho.gov/rss/multiutilityrecentcases/</a>
Multi-Utility	Orders - Notices - Certificates	<a href="https://rss.puc.webdev.idaho.gov/rss/multiutilityorders/">https://rss.puc.webdev.idaho.gov/rss/multiutilityorders/</a>
Multi-Utility	Press Releases	<a href="https://rss.puc.webdev.idaho.gov/rss/multiutilitypressreleases/">https://rss.puc.webdev.idaho.gov/rss/multiutilitypressreleases/</a>
Pipeline	Recent Cases (Past 30 days)	<a href="https://rss.puc.webdev.idaho.gov/rss/pipelinerecentcases/">https://rss.puc.webdev.idaho.gov/rss/pipelinerecentcases/</a>
Pipeline	Orders - Notices - Certificates	<a href="https://rss.puc.webdev.idaho.gov/rss/pipelineorders/">https://rss.puc.webdev.idaho.gov/rss/pipelineorders/</a>
Pipeline	Press Releases	<a href="https://rss.puc.webdev.idaho.gov/rss/pipelinepressreleases/">https://rss.puc.webdev.idaho.gov/rss/pipelinepressreleases/</a>
Rail & Vessels	Press Releases	<a href="https://rss.puc.webdev.idaho.gov/rss/railpressreleases/">https://rss.puc.webdev.idaho.gov/rss/railpressreleases/</a>
Rail & Vessels	Orders - Notices - Certificates	<a href="https://rss.puc.webdev.idaho.gov/rss/railorders/">https://rss.puc.webdev.idaho.gov/rss/railorders/</a>

- Open link in new tab
- Open link in new window
- Open link in InPrivate window
- Save link as
- Copy link
- Copy Ctrl+C
- Print Ctrl+P
- Read aloud selection Ctrl+Shift+U
- Open in Immersive Reader
- Add to Collections >
- Inspect Ctrl+Shift+I

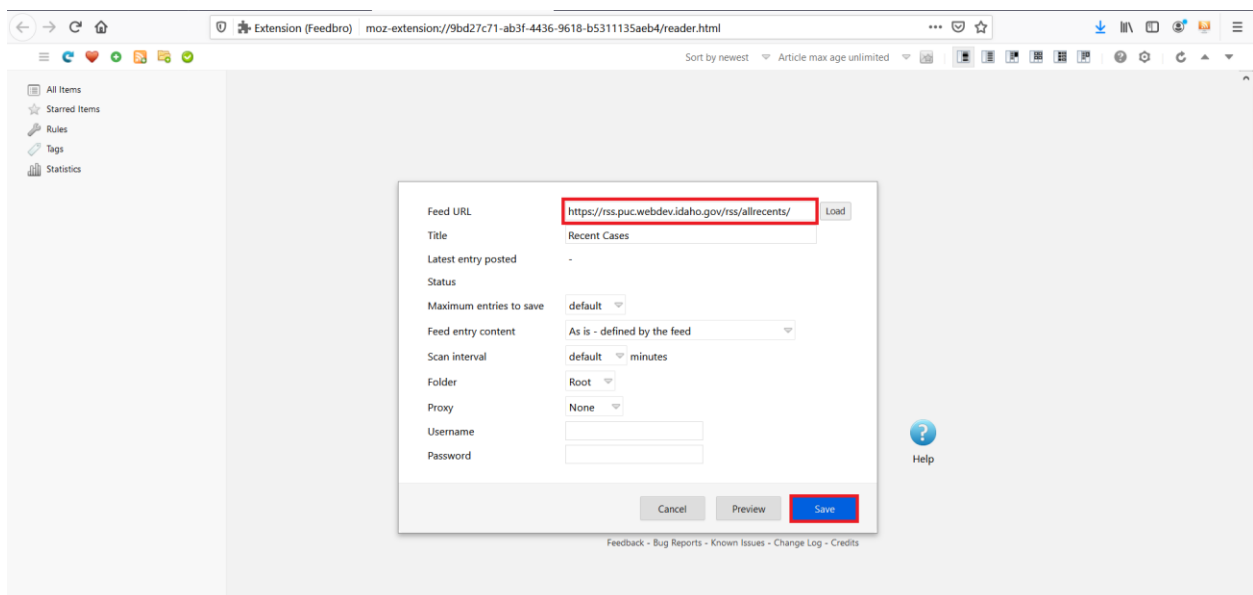
### Step 4: Open Feedbro Extension

Once the Add-On is installed, a pin should appear on the top-right of the screen as is highlighted in the image. Click on that, and you should be brought to this “Feedbro Reader” screen. To add a new RSS Feed for the “Feedbro Reader” extension, click on the “Add a new Feed” button highlighted in red at the bottom of the screen.



## Step 5: Add RSS Feed

A pop-up will appear, asking for information about the new RSS Feed to be added. Paste the link on your computer saved in the “Feed URL” text input. For the Title text field fill it out with whatever makes the most sense for this RSS Feed. Next, click the “Save” button below.



### Step 6: Confirm that you are following RSS Feed

Congratulations! You are now subscribed to the RSS Feed. At any time you can view all RSS Feed updates from the Public Utilities Commission by clicking on the “Feedbro Reader” and extension as shown below. Clicking on any individual item in the list will bring you to a webpage with more information related to that item, which shows all recent RSS Feeds. Clicking on “Open Feed Reader” will bring you to the “Feedbro Reader” screen where you can see all RSS Feeds, regardless how recent the information is.

