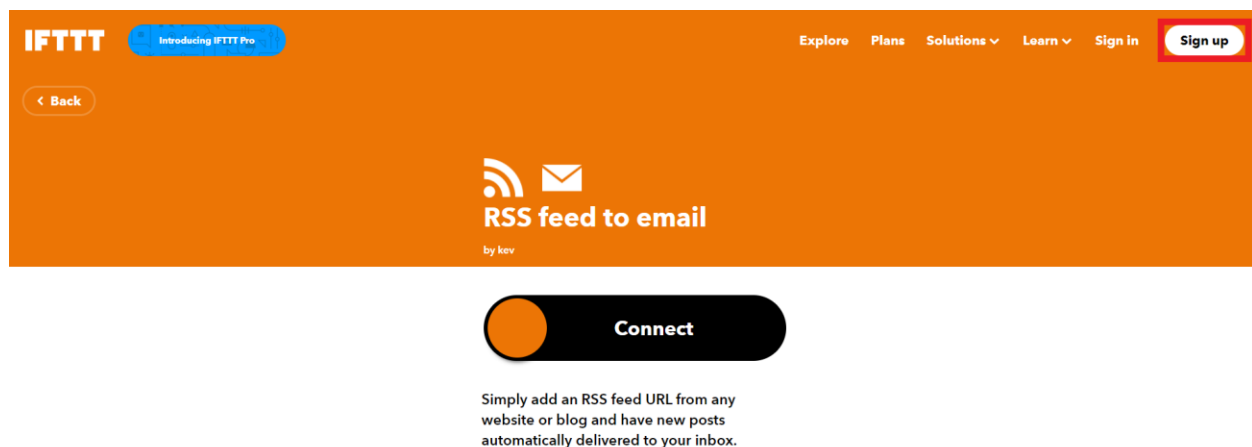


## RSS Guide Email

In this guide we will go over how to have RSS Feeds sent directly to your email address. This will require creating a free account on a 3<sup>rd</sup> party website.

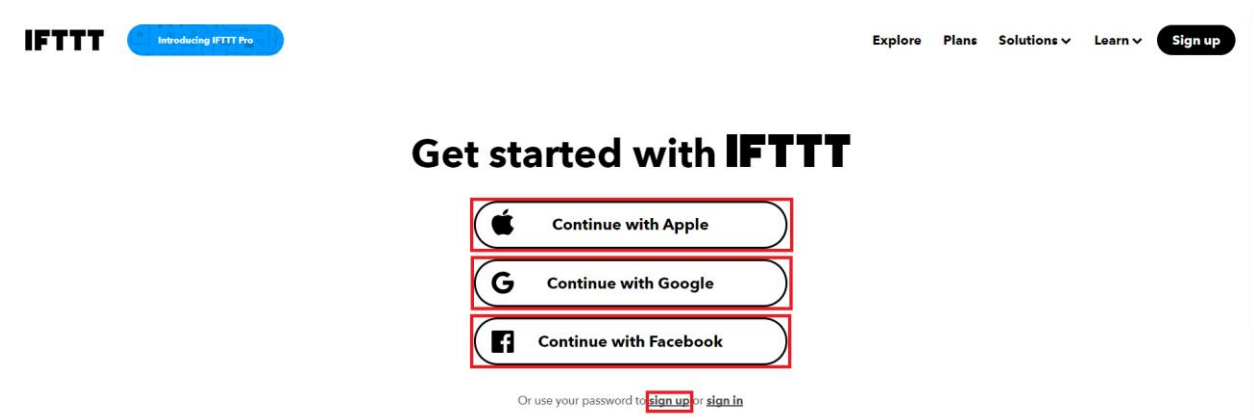
### Step 1: Find IFTTT applet

Go to the applet “[RSS feed to email](#)” created by “kev” on the IFTTT webpage. Click on the hyperlink in the previous sentence to go there or find it by searching IFTTT. Click on the “Sign up” button in top-right hand side of screen highlighted in red. This will bring you to either sign-in/sign-up page.



### Step 2: Create IFTTT account

On this screen click on any of the icons to create an account. Clicking on the top 3 icons will create account with Apple, Google, or Facebook. Clicking on “Sign up” at bottom of the screen will ask for an email address and password. The email used in creating this IFTTT account is the same email that will be used in the RSS Feed.



### Step 3: Copy URL

Go back to the [PUC RSS Page](#). Do not click the link, as your browser likely does not know what to do with the RSS Feed. Instead, copy the link of the RSS Feed you are interested in. You can do this by either highlighting the line and pressing the “Ctrl” + “c” keys on your keyboard, or right-clicking the mouse button and selecting “Copy” from the menu. Your computer will now save this link.

### RSS Feeds

Search:  For:

Utility Type	Category	Rss Feed
All	Recent Cases (Past 30 days)	<a href="https://rss.puc.webdev.idaho.gov/rss/allrecentcases/">https://rss.puc.webdev.idaho.gov/rss/allrecentcases/</a>
All	Orders - Notices - Certificates	<a href="https://rss.puc.webdev.idaho.gov/rss/allorders/">https://rss.puc.webdev.idaho.gov/rss/allorders/</a>
All	Press Releases	<a href="https://rss.puc.webdev.idaho.gov/rss/allpressreleases/">https://rss.puc.webdev.idaho.gov/rss/allpressreleases/</a>
Electric	Press Releases	<a href="https://rss.puc.webdev.idaho.gov/rss/electricpressreleases/">https://rss.puc.webdev.idaho.gov/rss/electricpressreleases/</a>
Electric	Orders - Notices - Certificates	<a href="https://rss.puc.webdev.idaho.gov/rss/electricorders/">https://rss.puc.webdev.idaho.gov/rss/electricorders/</a>
Electric	Recent Cases (Past 30 days)	<a href="https://rss.puc.webdev.idaho.gov/rss/electricrecentcases/">https://rss.puc.webdev.idaho.gov/rss/electricrecentcases/</a>
Gas	Recent Cases (Past 30 days)	<a href="https://rss.puc.webdev.idaho.gov/rss/gasrecentcases/">https://rss.puc.webdev.idaho.gov/rss/gasrecentcases/</a>
Gas	Orders - Notices - Certificates	<a href="https://rss.puc.webdev.idaho.gov/rss/gasorders/">https://rss.puc.webdev.idaho.gov/rss/gasorders/</a>
Gas	Press Releases	<a href="https://rss.puc.webdev.idaho.gov/rss/gaspressreleases/">https://rss.puc.webdev.idaho.gov/rss/gaspressreleases/</a>
Multi-Utility	Recent Cases (Past 30 days)	<a href="https://rss.puc.webdev.idaho.gov/rss/multiutilityrecentcases/">https://rss.puc.webdev.idaho.gov/rss/multiutilityrecentcases/</a>
Multi-Utility	Orders - Notices - Certificates	<a href="https://rss.puc.webdev.idaho.gov/rss/multiutilityorders/">https://rss.puc.webdev.idaho.gov/rss/multiutilityorders/</a>
Multi-Utility	Press Releases	<a href="https://rss.puc.webdev.idaho.gov/rss/multiutilitypressreleases/">https://rss.puc.webdev.idaho.gov/rss/multiutilitypressreleases/</a>
Pipeline	Recent Cases (Past 30 days)	<a href="https://rss.puc.webdev.idaho.gov/rss/pipelinerecentcases/">https://rss.puc.webdev.idaho.gov/rss/pipelinerecentcases/</a>
Pipeline	Orders - Notices - Certificates	<a href="https://rss.puc.webdev.idaho.gov/rss/pipelineorders/">https://rss.puc.webdev.idaho.gov/rss/pipelineorders/</a>
Pipeline	Press Releases	<a href="https://rss.puc.webdev.idaho.gov/rss/pipelinepressreleases/">https://rss.puc.webdev.idaho.gov/rss/pipelinepressreleases/</a>
Rail & Vessels	Press Releases	<a href="https://rss.puc.webdev.idaho.gov/rss/railpressreleases/">https://rss.puc.webdev.idaho.gov/rss/railpressreleases/</a>

Open link in new tab

Open link in new window

Open link in InPrivate window

Save link as

Copy link

Copy

Print

Read aloud selection

Open in Immersive Reader

Add to Collections

Inspect

Ctrl+C

Ctrl+P

Ctrl+Shift+U

Ctrl+Shift+I

### Step 4: Add RSS Feed



Go to the applet “[RSS feed to email](#)” that “kev” created on the IFTTT webpage. Click on the “Connect” button in center of the screen.

IFTTT

Introducing IFTTT Pro


Home Explore Create Learn

< Back



RSS feed to email

by kev

Connect

Simply add an RSS feed URL from any website or blog and have new posts automatically delivered to your inbox.

Paste the link on your computer with “Ctrl” + “v” or Right-click and “paste” from the menu into the “Feed URL” text input. Next, click the “Save” button.

---

# Applet settings

---



## RSS feed to email

by kev

Simply add an RSS feed URL from any website or blog and have new posts automatically delivered to your inbox.



### New feed item

This Trigger fires every time a new item is added to the feed you specify.

#### Feed URL

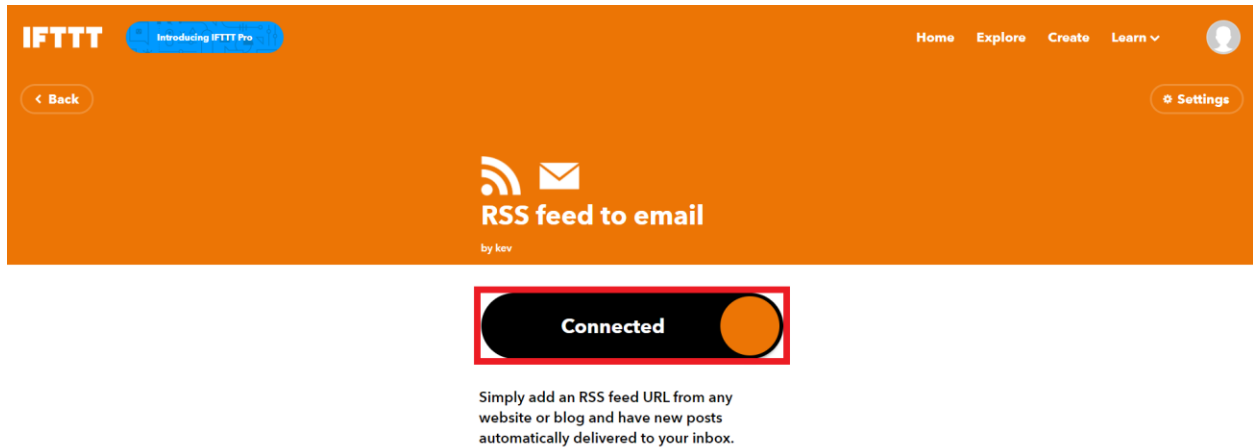
**<https://rss.puc.idaho.gov/rss/allpressreleases/>**

for feed URL requirements, [visit the help page](#)

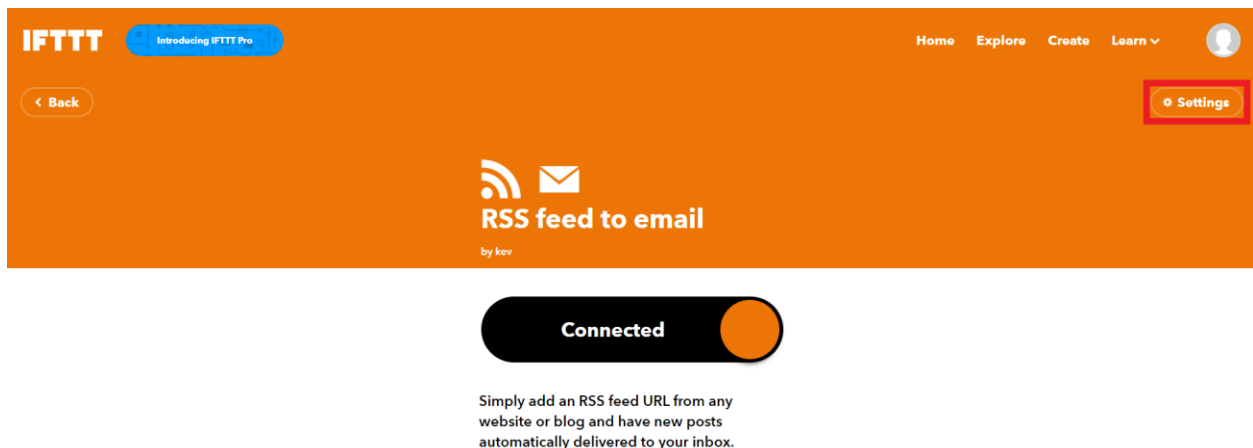
**Save**

### Step 5: Confirm that you are following RSS Feed

Congratulations! You are now subscribed to the RSS Feed. Now, whenever the Public Utilities Commission makes an update to the RSS Feed you are subscribed to, you will receive an email. There are multiple ways to confirm this. You should now be looking at the “RSS feed to email” screen, where the button in the middle of the screen should say “Connected”.



To look at the status of the RSS Feed, click on the “Settings” button on the top-right hand side of the screen.



This will bring you to a screen very similar to the Applet Settings screen in Step 4. You will see a new section, telling you when it was connected and any activity. When it is first created you will see “Never run” there, saying that it has never sent you an email. Once an update on the Public Utilities Commission site has happened, you will see “Last activity” and “Run # times” to let you know it has run before and has emailed you at some point.

## Applet settings



### RSS feed to email

by kev

Simply add an RSS feed URL from any website or blog and have new posts automatically delivered to your inbox.

- Connected Sep 22, 2020
- Never run

View activity

Polling Applets usually run within 1 hour

Check now

#### New feed item

This Trigger fires every time a new item is added to the feed you specify.

#### Feed URL

<https://rss.puc.idaho.gov/rss/allpressreleases/>

for feed URL requirements, [visit the help page](#)

Save

## Applet settings



### RSS feed to email

by kev

Simply add an RSS feed URL from any website or blog and have new posts automatically delivered to your inbox.

- Connected Sep 22, 2020
- Last activity Sep 22, 2020
- Run 5 times

View activity

Polling Applets usually run within 1 hour

Check now

#### New feed item

This Trigger fires every time a new item is added to the feed you specify.

#### Feed URL

<https://rss.puc.idaho.gov/rss/allpressreleases/>

for feed URL requirements, [visit the help page](#)

Save