

**CenturyTel of the Gem State, Inc.
d/b/a CenturyLink
Access Service Catalog No. 3**

Original Adoption Notice Page 1

**Idaho Public Utilities Commission
Office of the Secretary
ACCEPTED FOR FILING
July 2, 2013
Boise, Idaho**

Issued: May 31, 2013

Effective: July 2, 2013

ACCESS SERVICE

ADOPTION NOTICE

Effective July 28, 2009, CenturyTel of the Gem State, Inc. registered the fictitious name CenturyLink. Effective October 19, 2009, CenturyTel of the Gem State, Inc. began operating under the name CenturyLink. As such, CenturyTel of the Gem State, Inc. d/b/a CenturyLink hereby adopts ratifies and makes its own, in every respect as if the same had been originally filed by it, all schedules, rules, notices, concurrences, schedule agreements, divisions, authorities or other instruments whatsoever, filed with the Public Utilities Commission, State of Idaho, by or adopted by CenturyTel of the Gem State, Inc. prior to October 18, 2009.

By this notice, CenturyTel of the Gem State, Inc. d/b/a CenturyLink also adopts and ratifies all supplements or amendments to any of the above schedules, etc., which CenturyTel of the Gem State, Inc. has heretofore filed with said Commission.

**NOTICE
THE INFORMATION CONTAINED IN THIS DOCUMENT IS SUBJECT TO CHANGE.
TRANSMITTAL NO. 13-01A**

**CenturyTel of the Gem State, Inc.
d/b/a CenturyLink
Access Service Catalog No. 3**

**Idaho Public Utilities Commission
Office of the Secretary
ACCEPTED FOR FILING
July 2, 2013
Boise, Idaho**

Original Title Page 1

Issued: May 31, 2013

Effective: July 2, 2013

ACCESS SERVICE

Regulations, Rates and Charges
applying to the provision of Access Services
for connection to Intrastate Communications
facilities for Intrastate Customers within
the operating territories of CenturyTel of the Gem State, Inc. d/b/a CenturyLink,
in the State of Idaho. Access Services are provided
by means of wire, fiber optics, radio or any other
suitable technology or a combination thereof.

**NOTICE
THE INFORMATION CONTAINED IN THIS DOCUMENT IS SUBJECT TO CHANGE.
TRANSMITTAL NO. 13-01A**

**CenturyTel of the Gem State, Inc.
d/b/a CenturyLink
Access Service Catalog No. 3**

**Idaho Public Utilities Commission
Office of the Secretary
ACCEPTED FOR FILING
July 2, 2013
Boise, Idaho**

Original Title Page 2

Issued: May 31, 2013

Effective: July 2, 2013

ACCESS SERVICE

ISSUING CARRIERS

CENTURYTEL OF THE GEM STATE, INC.
d/b/a CenturyLink

Cancels
Tariff IPUC-11

NOTICE
THE INFORMATION CONTAINED IN THIS DOCUMENT IS SUBJECT TO CHANGE.
TRANSMITTAL NO. 13-01A

CenturyTel of the Gem State, Inc.
d/b/a CenturyLink
Access Service Catalog No. 3

Idaho Public Utilities Commission
Office of the Secretary
ACCEPTED FOR FILING
July 2, 2013
Boise, Idaho

Original Page 1

Issued: May 31, 2013

Effective: July 2, 2013

ACCESS SERVICE

TABLE OF CONTENTS

	<u>Page No.</u>
<u>ISSUING CARRIERS</u>	Title 2
<u>EXPLANATION OF SYMBOLS</u>	18
<u>EXPLANATION OF ABBREVIATIONS</u>	19
<u>REFERENCE TO OTHER TARIFFS</u>	22
<u>REFERENCE TO TECHNICAL PUBLICATIONS</u>	22
1. <u>APPLICATION OF CATALOG</u>	1-1
2. <u>GENERAL REGULATIONS</u>	2-1
2.1 <u>Undertaking of the Telephone Company</u>	2-1
2.1.1 Scope	2-1
2.1.2 Limitations	2-1
2.1.3 Liability	2-3
2.1.4 Provision of Services	2-5
2.1.5 Facility Terminations	2-5
2.1.6 Service Maintenance	2-5
2.1.7 Changes and Substitutions	2-6
2.1.8 Refusal and Discontinuance of Service	2-7
2.1.9 Notification of Service-Affecting Activities	2-9
2.1.10 Coordination with Respect to Network Contingencies	2-9
2.1.11 Provision and Ownership of Telephone Numbers	2-9

NOTICE
THE INFORMATION CONTAINED IN THIS DOCUMENT IS SUBJECT TO CHANGE.
TRANSMITTAL NO. 13-01A

CenturyTel of the Gem State, Inc.
d/b/a CenturyLink
Access Service Catalog No. 3

Issued: May 31, 2013

Effective: July 2, 2013

ACCESS SERVICE

TABLE OF CONTENTS (Cont'd)

	<u>Page No.</u>
2. <u>GENERAL REGULATIONS</u> (Cont'd)	
2.2 <u>Use</u>	2-10
2.2.1 Interference or Impairment	2-10
2.2.2 Unlawful and Abusive Use	2-10
2.3 <u>Obligations of the Customer</u>	2-11
2.3.1 Damages	2-11
2.3.2 Ownership of Facilities and Theft	2-11
2.3.3 Equipment Space and Power	2-11
2.3.4 Availability for Testing	2-11
2.3.5 Limitation of Use of Metallic Facilities	2-12
2.3.6 Balance	2-12
2.3.7 Design of Customer Services	2-12
2.3.8 References to the Telephone Company	2-12
2.3.9 Claims and Demands for Damages	2-13
2.3.10 Coordination with Respect to Network Contingencies	2-13
2.3.11 Jurisdictional Report and Certification Requirements	2-14
2.3.12 Determination of Intrastate Charges for Mixed Interstate and Intrastate Switched Access Service	2-18
2.3.13 Identification and Rating of VoIP-PSTN Traffic	2-18
2.4 <u>Payment Arrangements and Credit Allowances</u>	2-25
2.4.1 Payment of Rates, Charges and Deposits	2-25
2.4.2 Minimum Periods	2-31
2.4.3 Cancellation of an Order for Service	2-31
2.4.4 Credit Allowance for Service Interruptions	2-32
2.4.5 Re-establishment of Service Following Fire, Flood or Other Occurrence	2-37
2.4.6 Title or Ownership Rights	2-38
2.4.7 Access Services Provided By More Than One Telephone Company	2-38
2.5 <u>Connections</u>	2-47

NOTICE
THE INFORMATION CONTAINED IN THIS DOCUMENT IS SUBJECT TO CHANGE.
TRANSMITTAL NO. 13-01A

CenturyTel of the Gem State, Inc.
d/b/a CenturyLink
Access Service Catalog No. 3

Issued: May 31, 2013

Effective: July 2, 2013

ACCESS SERVICE

TABLE OF CONTENTS (Cont'd)

	<u>Page No.</u>
2. <u>GENERAL REGULATIONS</u> (Cont'd)	
2.6 <u>Definitions</u>	2-48
Access Code	2-48
Access Minutes	2-48
Access Tandem	2-48
Answer/Disconnect Supervision	2-43
Attenuation Distortion	2-49
Balance (100 Type) Test Line	2-49
Bit	2-49
Business Day	2-49
Busy Hour Minutes of Capacity (BHMC)	2-50
Call	2-50
Carrier or Common Carrier	2-50
CCS	2-50
Central Office	2-50
Central Office Maintenance Technician	2-51
Central Office Prefix	2-51
Channel(s)	2-51
Channel Service Unit	2-51
Channelize	2-51
Clear Channel Capability	2-51
C-Message Noise	2-51
C-Notched Noise	2-52
Common Channel Signaling	2-52
Common Line	2-52
Communications System	2-52
Customer(s)	2-52
Customer Designated Premises	2-53

CenturyTel of the Gem State, Inc.
d/b/a CenturyLink
Access Service Catalog No. 3

Idaho Public Utilities Commission
Office of the Secretary
ACCEPTED FOR FILING
July 2, 2013
Boise, Idaho

Original Page 4

Issued: May 31, 2013

Effective: July 2, 2013

ACCESS SERVICE

TABLE OF CONTENTS (Cont'd)

	<u>Page No.</u>
2. <u>GENERAL REGULATIONS</u> (Cont'd)	
2.6 <u>Definitions</u> (Cont'd)	
Data Transmission (107 Type) Test Line	2-53
Decibel	2-53
Decibel Reference Noise C-Message Weighting	2-53
Decibel Reference Noise C-Message Referenced to 0	2-53
Detail Billing	2-53
Digital Switched 56 Service	2-53
Direct Trunked Transport	2-54
Dual Tone Multifrequency Address Signaling	2-54
Echo Control	2-54
Echo Path Loss	2-54
Echo Return Loss	2-54
Effective 2-wire	2-55
Effective 4-wire	2-55
End Office	2-55
End User	2-55
Enhanced Service	2-56
Entrance Facility	2-56
Entry Switch	2-56
Envelope Delay Distortion	2-56
Equal Level Echo Path Loss	2-56
Exchange	2-57
Exit Message	2-57
Expected Measured Loss	2-58
Extended Area Service	2-58

NOTICE
THE INFORMATION CONTAINED IN THIS DOCUMENT IS SUBJECT TO CHANGE.
TRANSMITTAL NO. 13-01A

CenturyTel of the Gem State, Inc.
d/b/a CenturyLink
Access Service Catalog No. 3

Issued: May 31, 2013

Effective: July 2, 2013

ACCESS SERVICE

TABLE OF CONTENTS (Cont'd)

	<u>Page No.</u>
2. <u>GENERAL REGULATIONS</u> (Cont'd)	
2.6 <u>Definitions</u> (Cont'd)	
First Point of Switching	2-58
Frequency Shift	2-59
Grandfathered	2-59
Host Central Office	2-59
Hub 2-53	
Immediately Available Funds	2-60
Impedance Balance	2-60
Impulse Noise	2-60
Individual Case Basis	2-60
Initial Address Message	2-60
Inserted Connection Loss	2-60
Installation and Repair Technician	2-61
Interexchange Carrier (IC) or Interexchange Common Carrier	2-61
Intermediate Hub	2-61
Intermodulation Distortion	2-61
Interstate Communications	2-61
Intrastate Communications	2-61
Legal Holiday	2-62
Line Side Connection	2-62
Local Access and Transport Area (LATA)	2-62
Local Area Network	2-62
Loss Deviation	2-62

NOTICE
THE INFORMATION CONTAINED IN THIS DOCUMENT IS SUBJECT TO CHANGE.
TRANSMITTAL NO. 13-01A

CenturyTel of the Gem State, Inc.
d/b/a CenturyLink
Access Service Catalog No. 3

1st Revised Page 6
Cancels Original Page 6
Effective: July 1, 2021

Issued: June 10, 2021

ACCESS SERVICE

TABLE OF CONTENTS (Cont'd)

	<u>Page No.</u>	
2.		<u>GENERAL REGULATIONS</u> (Cont'd)
2.6	 <u>Definitions</u> (Cont'd)
		Major Fraction Thereof 2-62
		Message 2-62
		Milliwatt (102 Type) Test Line 2-63
		MTSO 2-63
		Network Control Signaling..... 2-63
		Non-Toll Free 2-63
		Nonsynchronous Test Line 2-63
		North American Numbering Plan 2-63
		Off-hook..... 2-63
		On-hook..... 2-64
		Open Circuit Test Line 2-64
		Originating Direction..... 2-64
		Pay Telephone 2-64
		Phase Jitter 2-64
		Point of Termination 2-64
		Premises 2-64
		Release Message..... 2-65
		Remote Switching Modules/Systems..... 2-65
		Return Loss 2-65
		Registered Equipment..... 2-65
		Service Access Code 2-66
		Service Switching Point..... 2-66
		Serving Wire Center 2-66
		Seven Digit Manual Test Line 2-66
		Shortage of Facilities or Equipment 2-66
		Short Circuit Test Line..... 2-67

(N)

ID2021-09

CenturyTel of the Gem State, Inc.
d/b/a CenturyLink
Access Service Catalog No. 3

1st Revised Page 7
Cancels Original Page 7
Effective: July 1, 2021

Issued: June 10, 2021

ACCESS SERVICE

TABLE OF CONTENTS (Cont'd)

	<u>Page No.</u>	
2.		<u>GENERAL REGULATIONS</u> (Cont'd)
2.6	 <u>Definitions</u> (Cont'd)
		Signal-To-C-Notched Noise Ratio..... 2-67
		Signaling Point 2-67
		Signaling Point of Interface 2-67
		Signaling Return Loss 2-67
		Signaling System 7..... 2-67
		Signal Transfer Point..... 2-67
		Signal Transfer Point Port 2-67
		Subtending End Office of an Access Tandem 2-68
		Super Intermediate Hub 2-68
		Synchronous Test Line 2-68
		Tandem Switched Transport 2-68
		Terminating Direction 2-69
		Terminus Hub..... 2-69
		Throughput 2-69
		Toll Free Code 2-69
		Toll VoIP-PSTN Traffic 2-69
		Transmission Measuring (105 Type) Test Line/Responder 2-69
		Transmission Path..... 2-70
		Trunk 2-70
		Trunk Group 2-70
		Trunk Side Connection..... 2-70
		Two-Wire to Four-Wire Conversion..... 2-70
		V and H Coordinates Method..... 2-71
		WATS Serving Office 2-71
		Wire Center 2-71
		Wireless Switching Center 2-71

(N)

CenturyTel of the Gem State, Inc.
d/b/a CenturyLink
Access Service Catalog No. 3

Issued: May 31, 2013

Effective: July 2, 2013

ACCESS SERVICE

TABLE OF CONTENTS (Cont'd)

	<u>Page No.</u>
3. <u>CARRIER COMMON LINE ACCESS SERVICE</u>	3-1
3.1 <u>General Description</u>	3-1
3.2 <u>Limitations</u>	3-1
3.3 <u>Undertaking of the Telephone Company</u>	3-2
3.4 <u>Obligations of the Customer</u>	3-2
3.5 <u>Determination of Usage Subject to Carrier Common Line Charges</u>	3-3
3.6 <u>Resold Services</u>	3-4
3.7 <u>Rate Regulations</u>	3-9
4. <u>END USER ACCESS SERVICE</u>	4-1
5. <u>ACCESS ORDERING</u>	5-1
5.1 <u>General</u>	5-1
5.1.1 Service Installation	5-2
5.1.2 Expedited Orders	5-3
5.1.3 Selection of Facilities for Access Orders	5-3
5.2 <u>Ordering Requirements</u>	5-4
5.2.1 Switched Access Service	5-4
5.2.2 Special Access Service	5-10
5.2.3 WATS or WATS-type Service	5-11
5.2.4 Mixed Use Facilities - Switched and Special Access	5-11
5.2.5 Miscellaneous Services	5-12
5.3 <u>Access Orders for Services Provided by More Than One Telephone Company</u>	5-13
5.3.1 Non Meet Point Billing Ordering	5-13
5.3.2 Meet Point Billing Ordering	5-14
5.4 <u>Charges Associated with Access Ordering</u>	5-16
5.4.1 Access Order Charge	5-16
5.4.2 Miscellaneous Service Order Charge	5-17
5.4.3 Access Order Change Charges	5-18

NOTICE
THE INFORMATION CONTAINED IN THIS DOCUMENT IS SUBJECT TO CHANGE.
TRANSMITTAL NO. 13-01A

CenturyTel of the Gem State, Inc.
d/b/a CenturyLink
Access Service Catalog No. 3

Issued: May 31, 2013

Effective: July 2, 2013

ACCESS SERVICE

TABLE OF CONTENTS (Cont'd)

	<u>Page No.</u>
5. <u>ACCESS ORDERING</u> (Cont'd)	
5.5 <u>Minimum Periods and Cancellations</u>	5-21
5.5.1 Minimum Periods	5-21
5.5.2 Development of Minimum Period Charges	5-21
5.5.3 Cancellation of an Access Order	5-22
5.5.4 Partial Cancellation Charge	5-23
6. <u>SWITCHED ACCESS SERVICE</u>	6-1
6.1 <u>General</u>	6-1
6.1.1 Description and Provision of Switched Access Service Arrangements	6-2
6.1.2 Ordering Options and Conditions	6-4
6.1.3 Rate Categories	6-5
6.1.4 Special Facilities Routing	6-20
6.1.5 Design Layout Report	6-20
6.2 <u>Undertaking of the Telephone Company</u>	6-20
6.2.1 Network Management	6-20
6.2.2 Transmission Specifications	6-21
6.2.3 Provision of Service Performance Data	6-22
6.2.4 Testing	6-22
6.2.5 Determination of Number of Transmission Paths	6-23
6.2.6 Trunk Group Measurement Reports	6-23
6.3 <u>Obligations of the Customer</u>	6-24
6.3.1 Report Requirements	6-24
6.3.2 Trunk Group Measurement Reports	6-24
6.3.3 Supervisory Signaling	6-24
6.3.4 Short Duration Mass Calling Requirements	6-25

CenturyTel of the Gem State, Inc.
d/b/a CenturyLink
Access Service Catalog No. 3

Issued: May 31, 2013

Effective: July 2, 2013

ACCESS SERVICE

TABLE OF CONTENTS (Cont'd)

	<u>Page No.</u>
6. <u>SWITCHED ACCESS SERVICE</u> (Cont'd)	
6.4 <u>Rate Regulations</u>	6-26
6.4.1 Description and Application of Rates and Charges	6-26
6.4.2 Minimum Monthly Charge	6-39
6.4.3 Change of Switched Access Service Arrangements	6-40
6.4.4 Moves	6-41
6.4.5 Local Information Delivery Services	6-41
6.4.6 Mileage Measurement	6-42
6.4.7 Mixed Use	6-45
6.4.8 Message Unit Credit for Feature Group A	6-45
6.4.9 Application of Rates for Feature Group A Extension Service	6-46
6.5 <u>Description and Provision of Feature Group A (FGA)</u>	6-47
6.5.1 Description	6-47
6.5.2 Optional Features	6-50
6.5.3 Optional Features Provided in Local Catalogs	6-52
6.5.4 Measuring Access Minutes	6-52
6.5.5 Testing Capabilities	6-55
6.6 <u>Description and Provision of Feature Group B (FGB)</u>	6-56
6.6.1 Description	6-56
6.6.2 Optional Features	6-60
6.6.3 Design and Traffic Routing	6-62
6.6.4 Measuring Access Minutes	6-62
6.6.5 Testing Capabilities	6-66

CenturyTel of the Gem State, Inc.
d/b/a CenturyLink
Access Service Catalog No. 3

Issued: May 31, 2013

Effective: July 2, 2013

ACCESS SERVICE

TABLE OF CONTENTS (Cont'd)

	<u>Page No.</u>	
6.		<u>SWITCHED ACCESS SERVICE</u> (Cont'd)
6.7		<u>Description and Provision of Feature Group C (FGC)</u>
	6-67	
6.7.1	6-67	Description
6.7.2	6-71	Optional Features
6.7.3	6-74	Design and Traffic Routing
6.7.4	6-75	Measuring Access Minutes
6.7.5	6-79	Design Blocking Probability
6.7.6	6-81	Testing Capabilities
6.8		<u>Description and Provision of Feature Group D (FGD)</u>
	6-82	
6.8.1	6-82	Description
6.8.2	6-86	Optional Features
6.8.3	6-88	Design and Traffic Routing
6.8.4	6-89	Measuring Access Minutes
6.8.5	6-91	Design Blocking Probability
6.8.6	6-93	Network Blocking Charge
6.8.7	6-94	Testing Capabilities
6.9		<u>RESERVED FOR FUTURE USE</u>
	6-94	
6.10		<u>Chargeable and Nonchargeable Optional Features</u>
	6-94	
6.10.1	6-95	Common Switching
6.10.2	6-110	Transport Termination
6.10.3	6-112	Chargeable Optional Features
6.11		<u>Applications</u>
	6-115	
6.11.1	6-115	Dedicated Trunk Port
6.11.2	6-115	Shared Trunk Port
6.11.3	6-116	Multiplexing

NOTICE
THE INFORMATION CONTAINED IN THIS DOCUMENT IS SUBJECT TO CHANGE.
TRANSMITTAL NO. 13-01A

CenturyTel of the Gem State, Inc.
d/b/a CenturyLink
Access Service Catalog No. 3

Issued: May 31, 2013

Effective: July 2, 2013

ACCESS SERVICE

TABLE OF CONTENTS (Cont'd)

	<u>Page No.</u>
7. <u>SPECIAL ACCESS SERVICE</u>	7-1
7.1 <u>General</u>	7-1
7.1.1 Channel Types	7-1
7.1.2 Service Descriptions	7-4
7.1.3 Service Configurations	7-6
7.1.4 Alternate Use	7-11
7.1.5 Special Facilities Routing	7-11
7.1.6 Design Layout Report	7-11
7.1.7 Acceptance Testing	7-12
7.1.8 Ordering Options and Conditions	7-12
7.2 <u>Rate Regulations</u>	7-13
7.2.1 Rate Categories	7-13
7.2.2 Types of Rates and Charges	7-18
7.2.3 Moves	7-21
7.2.4 Minimum Periods	7-22
7.2.5 Mileage Measurement	7-23
7.2.6 Facility Hubs	7-24
7.2.7 Mixed Use Analog and Digital High Capacity Services	7-27
7.3 <u>Surcharge For Special Access Service</u>	7-29
7.3.1 General	7-29
7.3.2 Application	7-29
7.3.3 Exemption of Special Access Service	7-30
7.3.4 Rate Regulations	7-31

NOTICE
THE INFORMATION CONTAINED IN THIS DOCUMENT IS SUBJECT TO CHANGE.
TRANSMITTAL NO. 13-01A

CenturyTel of the Gem State, Inc.
d/b/a CenturyLink
Access Service Catalog No. 3

2nd Revised Page 13
Cancels 1st Revised Page 13
Effective: August 15, 2024

Issued: August 5, 2024

ACCESS SERVICE

TABLE OF CONTENTS (Cont'd)

		<u>Page No.</u>
7.	<u>SPECIAL ACCESS SERVICE</u> (Cont'd)	
7.4	<u>Metallic Service</u> (Grandfathered).....	7-33
7.4.1	Basic Channel Description.....	7-33
7.4.2	Technical Specifications Packages and Network Channel Interfaces.....	7-33
7.4.3	Optional Features and Functions.....	7-33
7.5	<u>Telegraph Grade Service</u> (Grandfathered)	7-34
7.5.1	Basic Channel Description.....	7-34
7.5.2	Technical Specifications Packages and Network Channel Interfaces.....	7-34
7.5.3	Optional Features and Functions.....	7-34
7.6	<u>Voice Grade Service</u> (Grandfathered).....	7-35
7.6.1	Basic Channel Description.....	7-35
7.6.2	Technical Specifications Packages and Network Channel Interfaces.....	7-35
7.6.3	Optional Features and Functions.....	7-35
7.7	<u>Digital Data Service</u> (Grandfathered)	7-43
7.7.1	Basic Channel Description.....	7-43
7.7.2	Technical Specifications Packages and Network Channel Interfaces.....	7-43
7.7.3	Optional Features and Functions.....	7-44
7.8	<u>High Capacity Service</u> (Grandfathered)	7-45 (C)
7.8.1	Basic Channel Description.....	7-45
7.8.2	Technical Specifications Packages and Network Channel Interfaces.....	7-46
7.8.3	Optional Features and Functions.....	7-47

ID2024-08

NOTICE
THE INFORMATION CONTAINED IN THIS DOCUMENT IS SUBJECT TO CHANGE.

TRANSMITTAL NO. 24-02
Idaho Public Utilities Commission
Office of the Secretary
ACCEPTED FOR FILING
August 15, 2024
Boise, Idaho

CenturyTel of the Gem State, Inc.
d/b/a CenturyLink
Access Service Catalog No. 3

Idaho Public Utilities Commission
Office of the Secretary
ACCEPTED FOR FILING
July 2, 2013
Boise, Idaho

Original Page 14

Issued: May 31, 2013

Effective: July 2, 2013

ACCESS SERVICE

TABLE OF CONTENTS (Cont'd)

	<u>Page No.</u>
8. <u>RESERVED FOR FUTURE USE</u>	8-1
9. <u>RESERVED FOR FUTURE USE</u>	9-1
10. <u>SPECIAL FEDERAL GOVERNMENT ACCESS SERVICES</u>	10-1
10.1 <u>General</u>	10-1
10.2 <u>Emergency Conditions</u>	10-1
10.3 <u>Facility Availability</u>	10-2
10.4 <u>Federal Government Regulations</u>	10-2
10.5 <u>Service Offerings to the Federal Government</u>	10-2
10.5.1 Type and Description	10-2
10.5.2 Mileage Application	10-5
10.6 <u>Rates and Charges</u>	10-6
10.6.1 General	10-6
10.6.2 Voice Grade Special Access	10-6
10.6.3 Move Charges	10-6

NOTICE
THE INFORMATION CONTAINED IN THIS DOCUMENT IS SUBJECT TO CHANGE.
TRANSMITTAL NO. 13-01A

CenturyTel of the Gem State, Inc.
d/b/a CenturyLink
Access Service Catalog No. 3

Issued: May 31, 2013

Effective: July 2, 2013

ACCESS SERVICE

TABLE OF CONTENTS (Cont'd)

	<u>Page No.</u>
11. <u>SPECIAL FACILITIES ROUTING OF ACCESS SERVICES</u>	11-1
11.1 <u>Description</u>	11-1
11.1.1 Diversity	11-1
11.1.2 Avoidance	11-1
11.1.3 Diversity and Avoidance Combined	11-1
11.1.4 Cable-Only Facilities	11-1
12. <u>SPECIALIZED SERVICE OR ARRANGEMENTS</u>	12-1
12.1 <u>General</u>	12-1
13. <u>ADDITIONAL ENGINEERING, ADDITIONAL LABOR AND MISCELLANEOUS SERVICES</u>	13-1
13.1 <u>Additional Engineering</u>	13-1
13.2 <u>Additional Labor</u>	13-2
13.2.1 Overtime Installation	13-2
13.2.2 Overtime Repair	13-2
13.2.3 Stand by	13-2
13.2.4 Testing and Maintenance with Other Telephone Companies	13-2
13.2.5 Other Labor	13-2

NOTICE
THE INFORMATION CONTAINED IN THIS DOCUMENT IS SUBJECT TO CHANGE.
TRANSMITTAL NO. 13-01A

CenturyTel of the Gem State, Inc.
d/b/a CenturyLink
Access Service Catalog No. 3

Issued: May 31, 2013

Effective: July 2, 2013

ACCESS SERVICE

TABLE OF CONTENTS (Cont'd)

	<u>Page No.</u>
13. <u>ADDITIONAL ENGINEERING, ADDITIONAL LABOR AND MISCELLANEOUS SERVICES</u> (Cont'd)	
13.3 <u>Miscellaneous Services</u>	13-3
13.3.1 Testing Services	13-3
13.3.2 Maintenance of Service	13-7
13.3.3 Telecommunications Service Priority	13-7
13.3.4 Miscellaneous Equipment	13-8
13.4 <u>Presubscription</u>	13-9
13.5 <u>Blocking Service</u>	13-12
13.5.1 International Blocking Service	13-12
13.5.2 900 Blocking Service	13-13
14. <u>RESERVED FOR FUTURE USE</u>	14-1
15. <u>ACCESS SERVICE INTERFACES AND TRANSMISSION SPECIFICATIONS</u>	15-1
15.1 <u>Switched Access Service</u>	15-1
15.1.1 Local Transport Interface Groups	15-1
15.1.2 Standard Transmission Specifications	15-11
15.1.3 Data Transmission Parameters	15-20
15.2 <u>Special Access Service</u>	15-24
15.2.1 Network Channel (NC) Codes	15-27
15.2.2 Network Channel Interface (NCI) Codes	15-33

NOTICE
THE INFORMATION CONTAINED IN THIS DOCUMENT IS SUBJECT TO CHANGE.
TRANSMITTAL NO. 13-01A

CenturyTel of the Gem State, Inc.
d/b/a CenturyLink
Access Service Catalog No. 3

2nd Revised Page 17
Cancels 1st Revised Page 17
Effective: August 15, 2024

Issued: August 5, 2024

ACCESS SERVICE

TABLE OF CONTENTS (Cont'd)

	<u>Page No.</u>
16. <u>RESERVED FOR FUTURE USE</u>	16-1
17. <u>RATES AND CHARGES</u>	17-1
17.1 Carrier Common Line Access Service	17-1
17.2 End User Access Service	17-1
17.3 Access Ordering	17-1
17.4 <u>Switched Access Service</u>	17-2
17.4.1 Nonrecurring Charges	17-2
17.4.2 Local Transport	17-3
17.4.3 End Office	17-6
17.4.4 Assumed Minutes of Use	17-7
17.5 <u>Special Access Service</u>	17-8
17.5.1 Nonrecurring Charges	17-8
17.5.2 Metallic Service (Grandfathered)	17-10
17.5.3 Telegraph Grade Service (Grandfathered)	17-11
17.5.4 Voice Grade Service (Grandfathered)	17-12
17.5.5 Digital Data Service (Grandfathered)	17-16
17.5.6 High Capacity Service (Grandfathered)	17-18
17.6 <u>Other Services</u>	17-21
17.6.1 Additional Engineering	17-21
17.6.2 Additional Labor	17-22
17.6.3 Miscellaneous Services	17-24
17.6.4 Special Federal Government Access Services	17-27
17.6.5 Special Facilities Routing of Access Services	17-28
17.6.6 Specialized Service or Arrangements	17-29

ID2024-08

NOTICE
THE INFORMATION CONTAINED IN THIS DOCUMENT IS SUBJECT TO CHANGE.

TRANSMITTAL NO. 24-02
Idaho Public Utilities Commission
Office of the Secretary
ACCEPTED FOR FILING
August 15, 2024
Boise, Idaho

CenturyTel of the Gem State, Inc.
d/b/a CenturyLink
Access Service Catalog No. 3

Idaho Public Utilities Commission
Office of the Secretary
ACCEPTED FOR FILING
July 2, 2013
Boise, Idaho

Original Page 18

Issued: May 31, 2013

Effective: July 2, 2013

ACCESS SERVICE

EXPLANATION OF SYMBOLS

- (C) - To signify changed regulation
- (D) - To signify discontinued rate or regulation
- (I) - To signify increase
- (N) - To signify new rate or regulation
- (R) - To signify reduction
- (S) - To signify reissued matter
- (T) - To signify a change in text but no change in rate or regulation
- (M) - To signify material relocated without change
- (Z) - To signify a correction

NOTICE
THE INFORMATION CONTAINED IN THIS DOCUMENT IS SUBJECT TO CHANGE.
TRANSMITTAL NO. 13-01A

CenturyTel of the Gem State, Inc.
d/b/a CenturyLink
Access Service Catalog No. 3

Idaho Public Utilities Commission
Office of the Secretary
ACCEPTED FOR FILING
July 2, 2013
Boise, Idaho

Original Page 19

Issued: May 31, 2013

Effective: July 2, 2013

ACCESS SERVICE

EXPLANATION OF ABBREVIATIONS

ADA	- Abbreviated Dialing Arrangement
ADM	- Add/Drop Multiplexing
ADSL	- Asymmetric Digital Subscriber Line
AML	- Actual Measured Loss
ANI	- Automatic Number Identification
AT&T	- American Telephone and Telegraph Company
BHMC	- Busy Hour Minutes of Capacity
CCS	- Common Channel Signaling
CDP	- Customer Designated Premises
CI	- Channel Interface
CNP	- Charge Number Parameter
CO	- Central Office
Cont'd	- Continued
CPE	- Customer Provided Equipment
CPN	- Calling Party Number
CSP	- Carrier Selection Parameter
DA	- Directory Assistance
dB	- decibel
dBrnC	- Decibel Reference Noise C-Message Weighted
dBrnC0	- Decibel Reference Noise C-Message Referenced to 0
dc	- direct current
DDD	- Direct Distance Dialing
DSL	- Digital Subscriber Line

NOTICE
THE INFORMATION CONTAINED IN THIS DOCUMENT IS SUBJECT TO CHANGE.
TRANSMITTAL NO. 13-01A

CenturyTel of the Gem State, Inc.
d/b/a CenturyLink
Access Service Catalog No. 3

Idaho Public Utilities Commission
Office of the Secretary
ACCEPTED FOR FILING
July 2, 2013
Boise, Idaho

Original Page 20

Issued: May 31, 2013

Effective: July 2, 2013

ACCESS SERVICE

EXPLANATION OF ABBREVIATIONS

EAS	- Extended Area Service
EDD	- Envelope Delay Distortion
EML	- Expected Measured Loss
EPL	- Echo Path Loss
ERL	- Echo Return Loss
ESS	- Electronic Switching System
ESSX	- Electronic Switching System Exchange
f	- frequency
F.C.C.	- Federal Communications Commission
FX	- Foreign Exchange
HC	- High Capacity
Hz	- Hertz
IC	- Interexchange Customer
ICB	- Individual Case Basis
ICL	- Inserted Connection Loss
IPIC	
kbps	- kilobits per second
kHz	- kilohertz
LAN	- Local Area Network
LATA	- Local Access and Transport Area
ma	- milliamperes
Mbps	- Megabits per second
mcs	- Microsecond
MHZ	- Megahertz
MRC	- Monthly Recurring Charge
MT	- Metallic
MTS	- Message Toll Service

NOTICE
THE INFORMATION CONTAINED IN THIS DOCUMENT IS SUBJECT TO CHANGE.
TRANSMITTAL NO. 13-01A

CenturyTel of the Gem State, Inc.
d/b/a CenturyLink
Access Service Catalog No. 3

Idaho Public Utilities Commission
Office of the Secretary
ACCEPTED FOR FILING
July 2, 2013
Boise, Idaho

Original Page 21

Issued: May 31, 2013

Effective: July 2, 2013

ACCESS SERVICE

EXPLANATION OF ABBREVIATIONS

NPA	-	Numbering Plan Area
NRC	-	Nonrecurring Charge
NXX	-	Three Digit Central Office Code
OC	-	Optical Carrier
OLT	-	Optical Line Termination
PBX	-	Private Branch Exchange
PIC	-	Presubscribed Interexchange Carrier
POT	-	Point of Termination
PSTN	-	Public Switched Telephone Network
PVU	-	Percent VoIP Usage
SAC	-	Service Area Code
SNAL	-	Signaling Network Access Line
SP	-	Signaling Point
SPOI	-	Signaling Point of Interface
SRL	-	Singing Return Loss
SSP	-	Service Switching Point
SS7	-	Signaling System 7
STP	-	Signal Transfer Point
STS	-	Synchronous Transport Signal
SWC	-	Serving Wire Center
TDM	-	Time Division Multiplexing
TG	-	Telegraph Grade
TLP	-	Transmission Level Point
TV	-	Television
VG	-	Voice Grade
V&H	-	Vertical and Horizontal
VoIP	-	Voice over Internet Protocol
WATS	-	Wide Area Telecommunications Service(s)
WSC	-	Wireless Switching Center
WSO	-	WATS Serving Office

NOTICE
THE INFORMATION CONTAINED IN THIS DOCUMENT IS SUBJECT TO CHANGE.
TRANSMITTAL NO. 13-01A

**CenturyTel of the Gem State, Inc.
d/b/a CenturyLink
Access Service Catalog No. 3**

**Idaho Public Utilities Commission
Office of the Secretary
ACCEPTED FOR FILING
July 2, 2013
Boise, Idaho**

Original Page 22

Issued: May 31, 2013

Effective: July 2, 2013

ACCESS SERVICE

REFERENCE TO OTHER TARIFFS

Whenever reference is made in this catalog to other tariffs of the Telephone Company, the reference is to the tariffs in force as of the effective date of this catalog, and to amendments thereto and successive issues thereof.

The following tariffs are referenced in this catalog and may be obtained from the Federal Communications Commission's commercial contractor:

National Exchange Carrier
Association, Inc.
Special Construction
Tariff F.C.C. No. 3

National Exchange Carrier
Association, Inc.
Wire Center Information
Tariff F.C.C. No. 4

REFERENCE TO TECHNICAL PUBLICATIONS

The following technical publications are referenced in this catalog and may be obtained from Bell Communications Research, Inc., Customer Services, 60 New England Ave., Piscataway, NJ 08854-4196.

Technical Reference:

GR-253-CORE Issue 2 Synchronous Optical Network (SONET) Transport Systems:
Common Generic Criteria Issued: September 5, 2000 December 1995

GR-1374-CORE Issue 1 SONET Inter-Carrier Interface Physical Layer Generic Criteria
for Carriers
Issued: September 5, 2000 December 1994

Multiple Exchange Carrier Access Billing (MECAB) Guidelines
Issued: September 5, 2000 June 1994

Multiple Exchange Carrier Ordering and Design (MECOD) Guidelines
Issued: September 5, 2000 May 1994

PUB 41004 Data Communications Using Voiceband Private Line Channels
Issued: September 5, 2000 October 1973

PUB 62310 (MDP-326-726) Digital Data System Channel Interface Specification
Issued: September 5, 2000 September 1983

PUB 62411 High Capacity Digital Service Channel Interface Specification
Issued: September 5, 2000 September 1983, Addendum October 1984

TR-NPL-000258 Compatibility Information for Feature Group D Switched Access Service
Issued: September 5, 2000 October 1985

NOTICE
THE INFORMATION CONTAINED IN THIS DOCUMENT IS SUBJECT TO CHANGE.
TRANSMITTAL NO. 13-01A

**CenturyTel of the Gem State, Inc.
d/b/a CenturyLink
Access Service Catalog No. 3**

**Idaho Public Utilities Commission
Office of the Secretary
ACCEPTED FOR FILING
July 2, 2013
Boise, Idaho**

Original Page 23

Issued: May 31, 2013

Effective: July 2, 2013

ACCESS SERVICE

REFERENCE TO TECHNICAL PUBLICATIONS (Cont'd)

TR-NWT-000334 Issue 2 Voice Grade Switched Access Service - Transmission Parameter Limits and Interface Combinations Issued: September 5, 2000 September 1990

TR-TSY-000335, Issue 2 Voice Grade Special Access Service - Transmission Parameter Limits and Interface Combinations Issued: September 5, 2000 May 1990

TR-NPL-000336 Metallic and Telegraph Grade Special Access Service - Transmission Parameter Limits and Interface Combinations Issued: September 5, 2000 October 1997

TR-NPL-000337 Program Audio Special Access Service and Local Channel Services Issued: September 5, 2000 July 1987

TR-NPL-000338 Television Special Access and Local Channel Services - Transmission Parameter Limits and Interface Combinations Issued: September 5, 2000 December 1986

TR-NWT-000341 Digital Data Special Access Service - Transmission Parameter Limits and Interface Combinations Issued: September 5, 2000 Issue 2, February 1993

TR-INS-000342 High Capacity Digital Special Access Service Issued: September 5, 2000 February 1991

SR-STS-000307 Issue 5 NC/NCI Code Dictionary Issued: September 5, 2000 May 1994

TR-TSY-000506 LATA Switching Systems Generic Requirements (LSSGR) Section 6 Issued: September 5, 2000 October 1987, Revised December 1988, Revised June 1990

TR-NPL-000054 High Capacity Digital Service (1.544 Mbs) Interface Generic Requirements for End Users Issued: September 5, 2000 April 1989 Available: April 1989

TR-TSV-000905 Common Channel Signaling Network Interface Specification Supplement 1 Available: August 1989

**NOTICE
THE INFORMATION CONTAINED IN THIS DOCUMENT IS SUBJECT TO CHANGE.
TRANSMITTAL NO. 13-01A**

**CenturyTel of the Gem State, Inc.
d/b/a CenturyLink
Access Service Catalog No. 3**

**Idaho Public Utilities Commission
Office of the Secretary
ACCEPTED FOR FILING
July 2, 2013
Boise, Idaho**

Original Page 24

Issued: May 31, 2013

Effective: July 2, 2013

ACCESS SERVICE

REFERENCE TO TECHNICAL PUBLICATIONS (Cont'd)

The following technical publication is referenced in this catalog and may be obtained from the Bell Communications Technical Education Center, Room B02, 6200 Route 53, Lisle, IL 60532.

Telecommunications Transmission Engineering Volume 3 - Networks and Services
(Chapters 6 and 7)

Second Edition, 1980 Issued: September 5, 2000 June 1980

The following technical publication is referenced in this catalog and may be obtained from the National Exchange Carrier Association, Inc., Director - Access Tariffs, 100 So. Jefferson Road, Whippany, NJ 07981 and the Federal Communications Commission's commercial contractor.

PUB AS No. 1, Issue II Access Service

Issued: September 5, 2000 May 1984 Addendum: March 1987

The following publications are referenced in this catalog and may be obtained from the Government Printing Office, Superintendent of Documents, Document Control Branch, 941 N. Capital St., N.E., Washington, D.C. 20401.

Telecommunications Service Priority (TSP) System for National Security Emergency Preparedness (NSEP) Service Vendor Handbook, National Communications System (NCSH 3-1-2).

Issued: September 5, 2000 July 1990 Available: August 1990

Telecommunication Service Priority (TSP) System for National Security Emergency Preparedness (NSEP) Service User Manual, National Communications System (NCSM 3-1-1).

Issued: September 5, 2000 July 1990 Available: August 1990

The following publication is referenced in this catalog and may be obtained from Director-Sales Operations, Integrated Network Corporation, P.O. Box 6875, Bridgewater, N.J. 08807.

Integrated Network Corporation Document CB-INC-100

Available: June 1990

The following publication is referenced in this catalog and may be obtained from AT&T, 26 Parsippany Road, Whippany, N.J. 07981.

AT&T PUB 62310 (and its Addendum 2 and Addendum 3)

Available: October 1989

NOTICE
THE INFORMATION CONTAINED IN THIS DOCUMENT IS SUBJECT TO CHANGE.
TRANSMITTAL NO. 13-01A

**CenturyTel of the Gem State, Inc.
d/b/a CenturyLink
Access Service Catalog No. 3**

**Idaho Public Utilities Commission
Office of the Secretary
ACCEPTED FOR FILING
July 2, 2013
Boise, Idaho**

Original Page 25

Issued: May 31, 2013

Effective: July 2, 2013

ACCESS SERVICE

REFERENCE TO TECHNICAL PUBLICATIONS (Cont'd)

The following technical publications are referenced in this catalog and may be obtained from American National Standards Institute, 1430 Broadway, New York, New York 10018.

ANSI T1.102-1993, Digital Hierarchy - Electrical Interfaces.

ANSI T1.105-1995, Synchronous Optical Network (SONET) - Basic Description including Multiplex Structure, Rates and Formats.

ANSI T1.602-1989, Integrated Services Digital Network (ISDN) - Data-Link Layer Signaling Specification for Application at the User-Network Interface.

ANSI T1.606-1990, Integrated Services Digital Network (ISDN) - Architectural Framework and Service Description for Frame-Relaying Bearer Service.

ANSI T1.606a-1992, Supplement to ANSI T1.606-1990 Integrated Services Digital Network (ISDN) - Architectural Framework and Service Description for Frame-Relaying Bearer Service (Congestion Management and Frame Size).

ANSI T1.606b-1993, Supplement to ANSI T1.606-1990 Integrated Services Digital Network (ISDN) - Architectural Framework and Service Description for Frame-Relaying Bearer Service (Network-to-Network Interface Requirements).

ANSI T1.617-1991, Integrated Services Digital Network (ISDN) - Signaling Specification for Frame Relay Bearer Service for Digital Subscriber Signaling System Number 1 (DSS1).

ANSI T1.617a-1994, Integrated Services Digital Network (ISDN) - Signaling Specification for Frame Relay Bearer Service for Digital Subscriber Signaling System Number 1 (DSS1) Protocol Encapsulation and PICS.

ANSI T1.618-1991, Integrated Services Digital Network (ISDN) - Core Aspects of Frame Protocol for Use with Frame Relay Bearer Service.

**NOTICE
THE INFORMATION CONTAINED IN THIS DOCUMENT IS SUBJECT TO CHANGE.
TRANSMITTAL NO. 13-01A**

CenturyTel of the Gem State, Inc.
d/b/a CenturyLink
Access Service Catalog No. 3

Issued: May 31, 2013

Effective: July 2, 2013

ACCESS SERVICE

1. Application of Catalog

1.1 This catalog contains regulations, rates and charges applicable to the provision of Switched Access, Special Access and other miscellaneous services, hereinafter referred to collectively as service(s). These services are provided to customers by the Issuing Carriers of this catalog, hereinafter the "Telephone Company". This catalog also contains Access Ordering regulations and charges that are applicable when these services are ordered or modified by the customer.

1.2 The provision of such services by the Telephone Company as set forth in this catalog does not constitute a joint undertaking with the customer for the furnishing of any service.

1.3 All rates and charges set forth in this catalog provide for the furnishing of service where suitable facilities are available, and for installation in normal locations under normal working conditions, as determined by the Telephone Company. When special construction of access facilities is involved or when expedited or other abnormal installation is required, additional charges may apply and such charges based on the estimated costs associated with such special construction or installation will be developed as occasion requires. Special construction is involved when, at the request of a customer or group of customers, the Telephone Company constructs access facilities in order to provide service, and conditions, such as one or more of the following are present:

- (a) There is no requirement for the facilities so constructed, other than to furnish the requested service.
- (b) The facilities are of a type, or over a routing, other than that which the Telephone Company would normally utilize.
- (c) The Telephone Company constructs a greater quantity of facilities than it would otherwise construct in order to fulfill the initial requirements of service.
- (d) The Telephone Company expedites construction at greater expense than would otherwise be incurred.
- (e) The Telephone Company constructs temporary facilities to provide service for the period during which permanent facilities are under construction.

Special construction, when ordered by the customer will be provided and filed in this catalog.

CenturyTel of the Gem State, Inc.
d/b/a CenturyLink
Access Service Catalog No. 3

Issued: May 31, 2013

Effective: July 2, 2013

ACCESS SERVICE

2. General Regulations

2.1 Undertaking of the Telephone Company

2.1.1 Scope

- (A) The Telephone Company does not undertake to transmit messages under this catalog.
- (B) The Telephone Company shall be responsible only for the installation, operation and maintenance of the services it provides.
- (C) The Telephone Company will, for maintenance purposes, test its service only to the extent necessary to detect and/or clear troubles.
- (D) Services are provided 24 hours daily, seven days per week, except as set forth in other applicable sections of this catalog.
- (E) The Telephone Company does not warrant that its facilities and services meet standards other than those set forth in this catalog.

2.1.2 Limitations

(A) Assignment or Transfer of Services

The customer may assign or transfer the use of services provided under this catalog only where there is no interruption of use or relocation of the services. Such assignment or transfer may be made to:

- (1) another customer, whether an individual, partnership, association or corporation, provided the assignee or transferee assumes all outstanding indebtedness for such services, and the unexpired portion of the minimum period and the termination liability applicable to such services, if any; or

CenturyTel of the Gem State, Inc.
d/b/a CenturyLink
Access Service Catalog No. 3

Issued: May 31, 2013

Effective: July 2, 2013

ACCESS SERVICE

2. General Regulations (Cont'd)
2.1 Undertaking of the Telephone Company (Cont'd)
2.1.2 Limitations (Cont'd)

(A) Assignment or Transfer of Services (Cont'd)

- (2) a court-appointed receiver, trustee or other person acting pursuant to law in bankruptcy, receivership, reorganization, insolvency, liquidation or other similar proceedings, provided the assignee or transferee assumes the unexpired portion of the minimum period and the termination liability applicable to such services, if any.

In all cases of assignment or transfer, the written acknowledgment of the Telephone Company is required prior to such assignment or transfer. This acknowledgment shall be made within 15 days from the receipt of notification. All regulations and conditions contained in this catalog shall apply to such assignee or transferee.

The assignment or transfer of services does not relieve or discharge the assignor or transferor from remaining jointly or severally liable with the assignee or transferee for any obligations existing at the time of the assignment or transfer.

(B) Use and Restoration of Services

The use and restoration of services shall be in accordance with Part 64, Subpart D, Appendix A, of the Federal Communications Commission's Rules and Regulations, which specifies the priority system for such activities.

(C) Sequence of Provisioning

Subject to compliance with the rules mentioned in (B) preceding, the services offered herein will be provided to customers on a first-come, first-served basis.

The first-come, first-served sequence shall be based upon the received time and date recorded, by stamp or other notation, by the Telephone Company on customer access orders. These orders must contain all the information as required for each respective service as delineated in other sections of this catalog. Customer orders shall not be deemed to have been received until such information is provided. Should questions arise which preclude order issuance due to missing information or the need for clarification, the Telephone Company will attempt to seek such missing information or clarification on a verbal basis.

CenturyTel of the Gem State, Inc.
d/b/a CenturyLink
Access Service Catalog No. 3

Issued: May 31, 2013

Effective: July 2, 2013

ACCESS SERVICE

2. General Regulations (Cont'd)

2.1 Undertaking of the Telephone Company (Cont'd)

2.1.3 Liability

(A) Limits of Liability

The Telephone Company's liability, if any, for its willful misconduct is not limited by this catalog. With respect to any other claim or suit, by a customer or by any others, for damages associated with the installation, provision, termination, maintenance, repair or restoration of service, and subject to the provisions of (B) through (G) following, the Telephone Company's liability if any, shall not exceed an amount equal to the proportionate charge for the service for the period during which the service was affected. This liability for damages shall be in addition to any amounts that may otherwise be due the customer under this catalog as a Credit Allowance for a Service Interruption.

(B) Acts or Omissions

The Telephone Company shall not be liable for any act or omission of any other carrier or customer providing a portion of a service, nor shall the Telephone Company for its own act or omission hold liable any other carrier or customer providing a portion of a service.

(C) Damages to Customer Premises

The Telephone Company is not liable for damages to the customer premises resulting from the furnishing of a service, including the installation and removal of equipment and associated wiring, unless the damage is caused by the Telephone Company's negligence.

(D) Indemnification of Telephone Company

(1) By the End User

The Telephone Company shall be indemnified, defended and held harmless by the end user against any claim, loss or damage arising from the end user's use of services offered under this catalog, involving:

- (a) Claims for libel, slander, invasion of privacy, or infringement of copyright arising from the end user's own communications;
- (b) Claims for patent infringement arising from the end user's acts combining or using the service furnished by the Telephone Company in connection with facilities or equipment furnished by the end users or customer or;

CenturyTel of the Gem State, Inc.
d/b/a CenturyLink
Access Service Catalog No. 3

Issued: May 31, 2013

Effective: July 2, 2013

ACCESS SERVICE

2. General Regulations (Cont'd)
 - 2.1 Undertaking of the Telephone Company (Cont'd)
 - 2.1.3 Liability (Cont'd)\
 - (D) Indemnification of Telephone Company (Cont'd)
 - (1) By the End User (Cont'd)
 - (c) All other claims arising out of any act or omission of the end user in the course of using services provided pursuant to this catalog.
 - (2) By the Customer

The Telephone Company shall be indemnified, defended and held harmless by the customer against any claim, loss or damage arising from the customer's use of services offered under this catalog, involving:

 - (a) Claims for libel, slander, invasion of privacy, or infringement of copyright arising from the customer's own communications;
 - (b) Claims for patent infringement arising from the customer's acts combining or using the service furnished by the Telephone Company in connection with facilities or equipment furnished by the end user or customer or;
 - (c) All other claims arising out of any act or omission of the customer in the course of using services provided pursuant to this catalog.
 - (E) Explosive Atmospheres

The Telephone Company does not guarantee or make any warranty with respect to its services when used in an explosive atmosphere. The Telephone Company shall be indemnified, defended and held harmless by the customer from any and all claims by any person relating to such customer's use of services so provided.
 - (F) No License Granted

No license under patents (other than the limited license to use) is granted by the Telephone Company or shall be implied or arise by estoppel, with respect to any service offered under this catalog. The Telephone Company will defend the customer against claims of patent infringement arising solely from the use by the customer of services offered under this catalog and will indemnify such customer for any damages awarded based solely on such claims.

NOTICE
THE INFORMATION CONTAINED IN THIS DOCUMENT IS SUBJECT TO CHANGE.
TRANSMITTAL NO. 13-01A

CenturyTel of the Gem State, Inc.
d/b/a CenturyLink
Access Service Catalog No. 3

Idaho Public Utilities Commission
Office of the Secretary
ACCEPTED FOR FILING
July 2, 2013
Boise, Idaho

Original Page 2-5

Issued: May 31, 2013

Effective: July 2, 2013

ACCESS SERVICE

2. General Regulations (Cont'd)

2.1 Undertaking of the Telephone Company (Cont'd)

2.1.3 Liability (Cont'd)

(G) Circumstances Beyond the Telephone Company's Control

The Telephone Company's failure to provide or maintain services under this catalog shall be excused by labor difficulties, governmental orders, civil commotions, criminal actions taken against the Telephone Company, acts of God and other circumstances beyond the Telephone Company's reasonable control, subject to the Credit Allowance for a Service Interruption as set forth in 2.4.4 following.

2.1.4 Provision of Services

The Telephone Company will provide to the customer, upon reasonable notice, services offered in other applicable sections of this catalog at rates and charges specified therein. Services will be made available to the extent that such services are or can be made available with reasonable effort, and after provision has been made for the Telephone Company's telephone exchange services.

2.1.5 Facility Terminations

The services provided under this catalog will include any entrance cable or drop wiring and wire or intrabuilding cable to that point where provision is made for termination of the Telephone Company's outside distribution network facilities at a suitable location inside a customer-designated premises. Such wiring or cable will be installed by the Telephone Company to the Point of Termination. Moves of the Point of Termination at the customer designated premises will be as set forth in 6.4.4 and 7.2.3 following.

2.1.6 Service Maintenance

The services provided under this catalog shall be maintained by the Telephone Company. The customer or others may not rearrange, move, disconnect, remove or attempt to repair any facilities provided by the Telephone Company, other than by connection or disconnection to any interface means used, except with the written consent of the Telephone Company.

NOTICE
THE INFORMATION CONTAINED IN THIS DOCUMENT IS SUBJECT TO CHANGE.
TRANSMITTAL NO. 13-01A

CenturyTel of the Gem State, Inc.
d/b/a CenturyLink
Access Service Catalog No. 3

Idaho Public Utilities Commission
Office of the Secretary
ACCEPTED FOR FILING
July 2, 2013
Boise, Idaho

Original Page 2-6

Issued: May 31, 2013

Effective: July 2, 2013

ACCESS SERVICE

2. General Regulations (Cont'd)

2.1 Undertaking of the Telephone Company (Cont'd)

2.1.7 Changes and Substitutions

The Telephone Company may, where such action is reasonably required in the operation of its business, substitute, change or rearrange any facilities used in providing service under this catalog. Such actions may include, without limitation:

- substitution of different metallic facilities,
- substitution of carrier or derived facilities for metallic facilities used to provide other than metallic facilities,
- substitution of metallic facilities for carrier or derived facilities used to provide other than metallic facilities,
- substitution of fiber or optical facilities,
- change of minimum protection criteria,
- change of operating or maintenance characteristics of facilities, or
- change of operations or procedures of the Telephone Company.

In case of any such substitution, change or rearrangement, the transmission parameters will be within the range as set forth in Section 15 following. The Telephone Company shall not be responsible if any such substitution, change or rearrangement renders any customer furnished services obsolete or requires modification or alteration thereof or otherwise affects their use or performance. If such substitution, change or rearrangement materially affects the operating characteristics of the facility, the Telephone Company will provide reasonable notification to the customer in writing. Reasonable time will be allowed for any redesign and implementation required by the change in operating characteristics. The Telephone Company will work cooperatively with the customer to determine reasonable notification procedures.

NOTICE
THE INFORMATION CONTAINED IN THIS DOCUMENT IS SUBJECT TO CHANGE.
TRANSMITTAL NO. 13-01A

CenturyTel of the Gem State, Inc.
d/b/a CenturyLink
Access Service Catalog No. 3

1st Revised Page 2-7
Cancels Original Page 2-7
Effective: May 1, 2019

Issued: April 17, 2019

ACCESS SERVICE

2. General Regulations (Cont'd)

2.1 Undertaking of the Telephone Company (Cont'd)

2.1.8 Refusal and Discontinuance of Service

(A) If a customer fails to comply with 2.1.6 preceding (Service Maintenance) or 2.3.1, 2.3.4, 2.3.6, 2.4.1 or 2.5 following (respectively, Damages, Availability for Testing, Balance, Payment Arrangements, Connections) including any customers failure to make payments on the date and times therein specified, the Telephone Company may, on thirty (30) days written notice by mail or by email if the customer is billed electronically or consents to receiving electronic notification, take the following actions:

(C)
(C)

- refuse additional applications for service and/or refuse to complete any pending orders for service, and/or
- discontinue the provision of service to the customer.

In the case of discontinuance all applicable charges, including termination charges, shall become due.

(B) If a customer fails to comply with 2.2.2 following (Unlawful and Abusive Use), the Telephone Company may, upon written request from a customer, or another exchange carrier, terminate service to any subscriber or customer identified as having utilized service provided under this catalog in the completion of abusive or unlawful telephone calls. Service shall be terminated by the Telephone Company as provided for in its general and/or local exchange service catalogs.

In such instances when termination occurs the Telephone Company shall be indemnified, defended and held harmless by any customer or Exchange Carrier requesting termination of service against any claim, loss or damage arising from the Telephone Company's actions in terminating such service, unless caused by the Telephone Company's negligence.

NOTICE

THE INFORMATION CONTAINED IN THIS DOCUMENT IS SUBJECT TO CHANGE.

TRANSMITTAL NO. 19-02A

Idaho Public Utilities Commission
Office of the Secretary
ACCEPTED FOR FILING
May 1, 2019
Boise, Idaho

CenturyTel of the Gem State, Inc.
d/b/a CenturyLink
Access Service Catalog No. 3

Issued: May 31, 2013

Effective: July 2, 2013

ACCESS SERVICE

2. General Regulations (Cont'd)

2.1 Undertaking of the Telephone Company (Cont'd)

2.1.8 Refusal and Discontinuance of Service (Cont'd)

- (C) If the customer fails to comply with 2.2.1 following (Interference or Impairment), the Telephone Company will, where practicable, notify the customer that temporary discontinuance of the use of a service may be required; however, where prior notice is not practicable, the Telephone Company may temporarily discontinue service forthwith if such action is reasonable in the circumstances. In case of such temporary discontinuance, the customer will be notified promptly and afforded the opportunity to correct the condition which gave rise to the temporary discontinuance. During such period of temporary discontinuance, credit allowance for service interruptions as set forth in 2.4.4 following is not applicable.
- (D) When access service is provided by more than one Telephone Company, the companies involved in providing the joint service may individually or collectively deny service to a customer for nonpayment. Where the Telephone Company(s) affected by the nonpayment is incapable of effecting discontinuance of service without cooperation from the other joint providers of Switched Access Service, such other Telephone Company(s) will, if technically feasible, assist in denying the joint service to the customer. Service denial for such joint service will only include calls originating or terminating within, or transiting, the operating territory of the Telephone Companies initiating the service denial for nonpayment. When more than one of the joint providers must deny service to effectuate termination for nonpayment, in cases where a conflict exists in the applicable catalog provisions, the catalog regulations of the end office Telephone Company shall apply for joint service discontinuance.
- (E) If the Telephone Company does not refuse additional applications for service and/or does not discontinue the provision of the services as specified for herein, and the customer's noncompliance continues, nothing contained herein shall preclude the Telephone Company's right to refuse additional applications for service and/or to discontinue the provision of the services to the non-complying customer without further notice.

CenturyTel of the Gem State, Inc.
d/b/a CenturyLink
Access Service Catalog No. 3

Idaho Public Utilities Commission
Office of the Secretary
ACCEPTED FOR FILING
July 2, 2013
Boise, Idaho

Original Page 2-9

Issued: May 31, 2013

Effective: July 2, 2013

ACCESS SERVICE

2. General Regulations (Cont'd)

2.1 Undertaking of the Telephone Company (Cont'd)

2.1.9 Notification of Service-Affecting Activities

The Telephone Company will provide the customer reasonable notification of service-affecting activities that may occur in the normal operation of its business. Such activities may include, but are not limited to the following:

- equipment or facilities additions,
- removals or rearrangements,
- routine preventative maintenance, and
- major switching machine change-out.

Generally, such activities are not individual customer service specific, but may affect many customer services. No specific advance notification period is applicable to all service activities. The Telephone Company will work cooperatively with the customer to determine reasonable notification requirements.

2.1.10 Coordination with Respect to Network Contingencies

The Telephone Company intends to work cooperatively with the customer to develop network contingency plans in order to maintain maximum network capability following natural or man-made disasters which affect telecommunications services.

2.1.11 Provision and Ownership of Telephone Numbers

The Telephone Company reserves the reasonable right to assign, designate or change telephone numbers, any other call number designations associated with Access Services, or the Telephone Company serving central office prefixes associated with such numbers, when necessary in the conduct of its business. Should it become necessary to make a change in such number(s), the Telephone Company will furnish to the customer six (6) months notice, by Certified U.S. Mail, of the effective date and an explanation of the reason(s) for such change(s).

NOTICE
THE INFORMATION CONTAINED IN THIS DOCUMENT IS SUBJECT TO CHANGE.
TRANSMITTAL NO. 13-01A

CenturyTel of the Gem State, Inc.
d/b/a CenturyLink
Access Service Catalog No. 3

Idaho Public Utilities Commission
Office of the Secretary
ACCEPTED FOR FILING
July 2, 2013
Boise, Idaho

Original Page 2-10

Issued: May 31, 2013

Effective: July 2, 2013

ACCESS SERVICE

2. General Regulations (Cont'd)

2.2 Use

2.2.1 Interference or Impairment

The characteristics and methods of operation of any circuits, facilities or equipment provided by other than the Telephone Company and associated with the facilities utilized to provide services under this catalog shall not:

- interfere with or impair service over any facilities of the Telephone Company, its affiliated companies, or its connecting and concurring carriers involved in its services,
- cause damage to their plant,
- impair the privacy of any communications carried over their facilities, or
- create hazards to the employees of any of them or the public.

2.2.2 Unlawful and Abusive Use

(A) The service provided under this catalog shall not be used for an unlawful purpose or used in an abusive manner.

Abusive use includes:

- (1) The use of the service of the Telephone Company for a call or calls, anonymous or otherwise, in a manner reasonably expected to frighten, abuse, torment, or harass another;
- (2) The use of the service in such a manner as to interfere unreasonably with the use of the service by one or more other customers.

NOTICE
THE INFORMATION CONTAINED IN THIS DOCUMENT IS SUBJECT TO CHANGE.
TRANSMITTAL NO. 13-01A

CenturyTel of the Gem State, Inc.
d/b/a CenturyLink
Access Service Catalog No. 3

Idaho Public Utilities Commission
Office of the Secretary
ACCEPTED FOR FILING
July 2, 2013
Boise, Idaho

Original Page 2-11

Issued: May 31, 2013

Effective: July 2, 2013

ACCESS SERVICE

2. General Regulations (Cont'd)

2.3 Obligations of the Customer

2.3.1 Damages

The customer shall reimburse the Telephone Company for damages to Telephone Company facilities utilized to provide services under this catalog caused by the negligence or willful act of the customer or resulting from the customer's improper use of the Telephone Company facilities, or due to malfunction of any facilities or equipment provided by other than the Telephone Company. Nothing in the foregoing provision shall be interpreted to hold one customer liable for another customer's actions. The Telephone Company will, upon reimbursement for damages, cooperate with the customer in prosecuting a claim against the person causing such damage and the customer shall be subrogated to the right of recovery by the Telephone Company for the damages to the extent of such payment.

2.3.2 Ownership of Facilities and Theft

Facilities utilized by the Telephone Company to provide service under the provisions of this catalog shall remain the property of the Telephone Company. Such facilities shall be returned to the Telephone Company by the customer, whenever requested, within a reasonable period. The equipment shall be returned in as good condition as reasonable wear will permit.

2.3.3 Equipment Space and Power

The customer shall furnish or arrange to have furnished to the Telephone Company, at no charge, equipment space and electrical power required by the Telephone Company to provide services under this catalog at the points of termination of such services. The selection of ac or dc power shall be mutually agreed to by the customer and the Telephone Company. The customer shall also make necessary arrangements in order that the Telephone Company will have access to such spaces at reasonable times for installing, testing, repairing or removing Telephone Company facilities used to provide services.

2.3.4 Availability for Testing

Access to facilities used to provide services under this catalog shall be available to the Telephone Company at times mutually agreed upon in order to permit the Telephone Company to make tests and adjustments appropriate for maintaining the services in satisfactory operating condition. Such tests and adjustments shall be completed within a reasonable time. As set forth in 2.4.4(C)(4) following, no credit will be allowed for any interruptions involved during such tests and adjustments.

NOTICE
THE INFORMATION CONTAINED IN THIS DOCUMENT IS SUBJECT TO CHANGE.
TRANSMITTAL NO. 13-01A

CenturyTel of the Gem State, Inc.
d/b/a CenturyLink
Access Service Catalog No. 3

Idaho Public Utilities Commission
Office of the Secretary
ACCEPTED FOR FILING
July 2, 2013
Boise, Idaho

Original Page 2-12

Issued: May 31, 2013

Effective: July 2, 2013

ACCESS SERVICE

2. General Regulations (Cont'd)

2.3 Obligations of the Customer (Cont'd)

2.3.5 Limitation of Use of Metallic Facilities

Signals applied to a metallic facility shall conform to the limitations set forth in Technical Reference Publication AS No. 1. In the case of application of dc telegraph signaling systems, the customer shall be responsible, at its expense, for the provision of current limiting devices to protect the Telephone Company facilities from excessive current due to abnormal conditions and for the provision of noise mitigation networks when required to reduce excessive noise.

2.3.6 Balance

All signals for transmission over the facilities used to provide services under this catalog shall be delivered by the customer balanced to ground except for ground start, duplex (DX) and McCulloch-Loop (Alarm System) type signaling and dc telegraph transmission at speeds of 75 baud or less.

2.3.7 Design of Customer Services

Subject to the provisions of 2.1.7 preceding (Changes and Substitutions), the customer shall be solely responsible, at its own expense, for the overall design of its services and for any redesigning or rearrangement of its services which may be required because of changes in facilities, operations or procedures of the Telephone Company, minimum protection criteria or operating or maintenance characteristics of the facilities.

2.3.8 References to the Telephone Company

The customer may advise end users that certain services are provided by the Telephone Company in connection with the service the customer furnishes to end users; however, the customer shall not represent that the Telephone Company jointly participates in the customer's services.

NOTICE
THE INFORMATION CONTAINED IN THIS DOCUMENT IS SUBJECT TO CHANGE.
TRANSMITTAL NO. 13-01A

CenturyTel of the Gem State, Inc.
d/b/a CenturyLink
Access Service Catalog No. 3

Idaho Public Utilities Commission
Office of the Secretary
ACCEPTED FOR FILING
July 2, 2013
Boise, Idaho

Original Page 2-13

Issued: May 31, 2013

Effective: July 2, 2013

ACCESS SERVICE

2. General Regulations (Cont'd)

2.3 Obligations of the Customer (Cont'd)

2.3.9 Claims and Demands for Damages

(A) With respect to claims of patent infringement made by third persons, the customer shall defend, indemnify, protect and save harmless the Telephone Company from and against all claims arising out of the combining with, or use in connection with, the services provided under this catalog, any circuit, apparatus, system or method provided by the customer.

(B) The customer shall defend, indemnify and save harmless the Telephone Company from and against any suits, claims, losses and damages, including punitive damages, attorney fees and court costs by third persons arising out of the construction, installation, operation, maintenance, or removal of the customer's circuits, facilities, or equipment connected to the Telephone Company's services provided under this catalog including, without limitation, Worker's Compensation claims, actions for infringement of copyright and/or unauthorized use of program material, libel and slander actions based on the content of communications transmitted over the customer's circuits, facilities or equipment, and proceedings to recover taxes, fines, or penalties for failure of the customer to obtain or maintain in effect any necessary certificates, permits, licenses, or other authority to acquire or operate the services provided under this catalog; provided, however, the foregoing indemnification shall not apply to suits, claims, and demands to recover damages for damage to property, death, or personal injury unless such suits, claims or demands are based on the tortious conduct of the customer, its officers, agents or employees.

(C) The customer shall defend, indemnify and save harmless the Telephone Company from and against any suits, claims, losses or damages, including punitive damages, attorney fees and court costs by the customer or third parties arising out of any act of omission of the customer in the course of using services provided under this catalog.

2.3.10 Coordination with Respect to Network Contingencies

The customer shall, in cooperation with the Telephone Company, coordinate in planning the actions to be taken to maintain maximum network capability following natural or man-made disasters which affect telecommunications services.

NOTICE
THE INFORMATION CONTAINED IN THIS DOCUMENT IS SUBJECT TO CHANGE.
TRANSMITTAL NO. 13-01A

CenturyTel of the Gem State, Inc.
d/b/a CenturyLink
Access Service Catalog No. 3

Idaho Public Utilities Commission
Office of the Secretary
ACCEPTED FOR FILING
July 2, 2013
Boise, Idaho

Original Page 2-14

Issued: May 31, 2013

Effective: July 2, 2013

ACCESS SERVICE

2. General Regulations (Cont'd)

2.3 Obligations of the Customer (Cont'd)

2.3.11 Jurisdictional Report and Certification Requirements

(A) Certification Requirements - Special Access

When the customer orders Special Access Service, and the customer certifies to the Telephone Company in writing that less than ten percent of the traffic is interstate, the service is considered to be intrastate and is provided under this Catalog.

Following initial certification, should the jurisdictional nature of the customer's Special Access Service change, the customer should inform the Telephone Company in writing of the change. The effective date of the change will be the date the Telephone Company receives the customer's notice of change. No charge applies for the jurisdictional change.

(B) Disputes Involving Jurisdictional Certification - Special Access

If a dispute arises concerning the certification of projected intrastate traffic as described in (A) above, the Telephone Company will ask the customer to provide the data the customer used to determine that less than 10% of the traffic is interstate. The customer shall supply the data within thirty (30) days of the Telephone Company request. If the reply results in a jurisdictional change of a Special Access Service, the effective date of the change will be the date the Telephone Company receives the customer's reply. There is no charge when the customer's reply results in a jurisdictional change in the Special Access Service.

(C) Jurisdictional Reports - Switched Access

For Switched Access Service, the Telephone Company cannot in all cases determine the jurisdictional nature of customer traffic and its related access minutes. In such cases the customer may be called upon to provide a projected estimate of its traffic, split between the interstate and intrastate jurisdictions. The following regulations govern such estimates, their reporting by the customer and cases where the Telephone Company will develop jurisdictional percentages.

(1) General

Except where Telephone Company measured access minutes are used as set forth following, the customer shall report the percentage of intrastate use as set forth in (2) or (3) following and such report will be used for billing purposes until the customer reports a different projected intrastate percentage for an in-service end office group. When the customer adds BHMC, lines or trunks to an existing end office group, the customer shall furnish a revised projected intrastate percentage that applies to the total BHMC, lines or trunks.

NOTICE
THE INFORMATION CONTAINED IN THIS DOCUMENT IS SUBJECT TO CHANGE.
TRANSMITTAL NO. 13-01A

CenturyTel of the Gem State, Inc.
d/b/a CenturyLink
Access Service Catalog No. 3

Issued: June 10, 2021

ACCESS SERVICE

- 2. General Regulations (Cont'd)
- 2.3 Obligations of the Customer (Cont'd)
- 2.3.11 Jurisdictional Report Requirements (Cont'd)
- (C) Jurisdictional Reports - Switched Access (Cont'd)
- (1) General (Cont'd)

When the customer discontinues BHMC, lines or trunks from an existing group, the customer shall furnish a revised projected intrastate percentage for the remaining BHMC, lines or trunks in the end office group. The revised report will serve as the basis for future billing and will be effective on the next bill date. No prorating or back billing will be done based on the report.

Effective on the first of January, April, July and October of each year the customer shall update the interstate and intrastate jurisdictional report. The customer shall forward to the Telephone Company, to be received no later than fifteen (15) days after the first of each such month, a revised report showing the interstate and intrastate percentage of use for the past three months ending the last day of December, March, June and September, respectively, for each service arranged for intrastate use.

Except where the Telephone Company is billing according to actuals by jurisdiction, the revised report will serve as the basis for the next three months billing and will be effective on the bill date for that service. No prorating or back billing will be done based on the report.

If the customer does not supply the reports, the Telephone Company will assume the percentages to be the same as those provided in the last quarterly report. For those cases in which a quarterly report has never been received from the customer, the Telephone Company will assume the percentages to be the same as those provided in the order for service as set forth in (2) through (4) following.

Pursuant to Federal Communications Commission Order FCC 85-145 released April 16, 1985, interstate usage is to be developed as though every call that enters a customer network at a point within the same state as that in which the called station (as designated by the called station telephone number) is situated is an intrastate communication and every call for which the point of entry is a state other than that where the called station (as designated by the called station telephone number) is situated is an interstate communication.

The PIUs described in (2) through (4) following are applied to usage rated Carrier Common **Line, Local Switching and Tandem Switched Transport charges.** Separate PIUs are required for flat rated Entrance Facilities, Direct Trunked Transport and Multiplexers.

(T)

ID2021-09

CenturyTel of the Gem State, Inc.
d/b/a CenturyLink
Access Service Catalog No. 3

Idaho Public Utilities Commission
Office of the Secretary
ACCEPTED FOR FILING
July 2, 2013
Boise, Idaho

Original Page 2-16

Issued: May 31, 2013

Effective: July 2, 2013

ACCESS SERVICE

2. General Regulations (Cont'd)
- 2.3 Obligations of the Customer (Cont'd)
- 2.3.11 Jurisdictional Report Requirements - Switched Access (Cont'd)
- (C) Jurisdictional Reports - Switched Access (Cont'd)

- (2) Feature Groups A and B

- (a) When a customer orders Feature Group A or Feature Group B Switched Access Service the customer shall, in its order, state the projected intrastate percentage for intrastate usage for each Feature Group A or Feature Group B Switched Access Service group ordered. The term group shall be construed to mean single lines or trunks as well. If the customer discontinues some but not all of the Feature Group A or Feature Group B Switched Access Services in a group, it shall provide the projected intrastate percentage for such services which are remaining.

- (b) For multiline hunt group or trunk group arrangements where either the interstate or the intrastate charges are based on measured usage, the intrastate Feature Group A or Feature Group B Switched Access Service(s) information will be used to determine the charges. For all groups the number of access minutes (either measured or assumed) for a group will be multiplied by the projected intrastate percentage to develop the intrastate access minutes. The number of access minutes for the group minus the developed interstate access minutes for the group will be the developed intrastate access minutes.

- (3) Feature Groups C and D

When a customer orders Feature Group C or Feature Group D Switched Access Service(s) the customer may provide the projected interstate usage for each end office in its order. Alternatively the Telephone Company, where the jurisdiction can be determined from the call detail, will determine the projected interstate percentage as follows:

NOTICE
THE INFORMATION CONTAINED IN THIS DOCUMENT IS SUBJECT TO CHANGE.
TRANSMITTAL NO. 13-01A

CenturyTel of the Gem State, Inc.
d/b/a CenturyLink
Access Service Catalog No. 3

Issued: May 31, 2013

Effective: July 2, 2013

ACCESS SERVICE

2. General Regulations (Cont'd)

2.3 Obligations of the Customer (Cont'd)

2.3.11 Jurisdictional Report Requirements (Cont'd)

(C) Jurisdictional Reports - Switched Access (Cont'd)

(3) Feature Groups C and D (Cont'd)

- For originating access minutes, the projected interstate percentage will be developed on a monthly basis by end office where the Feature Group C or Feature Group D Switched Access Service access minutes are measured by dividing the measured interstate originating access minutes (the access minutes where the calling number is in one state and the called number is in another state) by the total originating access minutes, when the call detail is adequate to determine the appropriate jurisdiction.
- For terminating access minutes, the data used by the Telephone Company to develop the projected interstate percentage for originating access minutes will be used to develop the projected interstate percentage for such terminating access minutes.

When originating call details are insufficient to determine the jurisdiction for the call, the customer shall supply the projected interstate percentage or authorize the Telephone Company to use the Telephone Company developed percentage. This percentage shall be used by the Telephone Company as the projected interstate percentage for originating and terminating access minutes. The projected intrastate percentage of use will be obtained by subtracting the projected interstate percentage for originating and terminating minutes from 100 (intrastate percentage = 100 - interstate percentage).

(D) Billing Disputes Involving Jurisdictional Reports - Switched Access

For Switched Access, if a billing dispute arises concerning the projected interstate percentage, the Telephone Company will ask the customer to provide the data the customer uses to determine the projected interstate percentage. The Telephone Company will not request such data more than once a year. The customer shall supply the data within thirty (30) days of the Telephone Company request.

CenturyTel of the Gem State, Inc.
d/b/a CenturyLink
Access Service Catalog No. 3

Issued: May 31, 2013

Effective: July 2, 2013

ACCESS SERVICE

2. General Regulations (Cont'd)

2.3 Obligations of the Customer (Cont'd)

2.3.12 Determination of Interstate Charges for Mixed Interstate and Intrastate Switched Access Service

When mixed interstate and intrastate Switched Access Service is provided, all charges (i.e., nonrecurring, monthly and/or usage) including optional features charges, will be prorated between interstate and intrastate. The percentage determined as set forth in 2.3.11 preceding will serve as the basis for prorating the charges unless the Telephone Company is billing according to actuals by jurisdiction. The percentage of an Access Service to be charged as interstate is applied in the following manner:

(A) Monthly and Nonrecurring Charges

For monthly and nonrecurring chargeable rate elements, multiply the percent interstate use times the quantity of chargeable elements times the stated catalog rate.

(B) Usage Sensitive Charges

For usage sensitive (i.e., access minutes and calls) chargeable rate elements, multiply the percent interstate use times actual use (i.e., measured or Telephone Company assumed average use) times the stated catalog rate.

The interstate percentage may change as revised usage reports are submitted as set forth in 2.3.11 preceding.

2.3.13 Identification and Rating of VoIP-PSTN Traffic

(A) Scope

VoIP-PSTN Traffic is defined as traffic exchanged between a Telephone Company end user and the customer in Time Division Multiplexing ("TDM") format that originates and/or terminates in Internet Protocol ("IP") format. This section governs the identification and compensation of VoIP-PSTN Traffic that is required to be compensated at access rates, unless the parties have agreed otherwise, by the Federal Communications Commission in its Report and Order in WC Docket Nos. 10-90, etc., FCC Release No. 11-161 (November 18, 2011) ("FCC Order"). Specifically this section establishes the method of separating VoIP-PSTN Traffic from the customer's traditional intrastate access traffic, so that VoIP-PSTN Traffic can be billed in accordance with the FCC Order.

**CenturyTel of the Gem State, Inc.
d/b/a CenturyLink
Access Service Catalog No. 3**

**Idaho Public Utilities Commission
Office of the Secretary
ACCEPTED FOR FILING
July 2, 2013
Boise, Idaho**

Original Page 2-19

Issued: May 31, 2013

Effective: July 2, 2013

ACCESS SERVICE

2. General Regulations (Cont'd)

2.3 Obligations of the Customer (Cont'd)

2.3.13 Identification and Rating of VoIP-PSTN Traffic (Cont'd)

(A) Scope (Cont'd)

The FCC released their Second Order of Reconsideration in WC Docket No. 10-90, etc., FCC Release No. 12-47 (April 25, 2012) which temporarily modified the compensation of originating VoIP-PSTN Traffic on a prospective basis. Upon receipt, validation and acceptance of the Percent VoIP Usage factor, originating VoIP-PSTN Traffic will be compensated as follows:

- Between the Initial Implementation date described in 2.3.13(D)(1) and July 12, 2012, the applicable rate elements used in providing originating access for VoIP-PSTN Traffic and associated facilities will be billed according to interstate access rates.
- Effective July 13, 2012 the applicable rate elements used in providing originating access for intrastate VoIP-PSTN Traffic and associated facilities will be billed according to intrastate access rates. The applicable rate elements used in providing originating access for interstate VoIP-PSTN Traffic and associated facilities will be billed according to interstate access rates.
- Effective July 1, 2014 the applicable rate elements used in providing originating access for intrastate VoIP-PSTN Traffic and associated After the Initial Implementation date described in 2.3.13.G.(2), terminating VoIP-PSTN Traffic and associated facilities will be billed according to interstate access rates.
- After the Initial Implementation date described in 2.3.13(D)(1), terminating VoIP-PSTN Traffic and associated facilities will be billed according to interstate access rates.

(B) VoIP-PSTN Traffic and associated facilities identified in accordance with this catalog section will be billed at rates equal to the Telephone Company's applicable tariffed interstate switched access rate as specified in CenturyLink Operating Companies Tariff F.C.C. No. 8, Section 17 when applicable based on the schedule shown above. Copy the following link into your web browser to view this catalog:

<https://www.centurylink.com/Pages/AboutUs/CompanyInformation/Regulatory/tariffLibrary.js>

p

NOTICE
THE INFORMATION CONTAINED IN THIS DOCUMENT IS SUBJECT TO CHANGE.
TRANSMITTAL NO. 13-01A

**CenturyTel of the Gem State, Inc.
d/b/a CenturyLink
Access Service Catalog No. 3**

**Idaho Public Utilities Commission
Office of the Secretary
ACCEPTED FOR FILING
July 2, 2013
Boise, Idaho**

Original Page 2-20

Issued: May 31, 2013

Effective: July 2, 2013

ACCESS SERVICE

2. General Regulations (Cont'd)

2.3 Obligations of the Customer (Cont'd)

2.3.13 Identification and Rating of VoIP-PSTN Traffic (Cont'd)

(C) Calculation and Application of Percent VoIP Usage Factors

- (1) Telephone Company will determine the number of VoIP-PSTN Traffic minutes of use ("MOU") to which interstate rates will be applied under (B) preceding, by applying an originating Percent VoIP Usage ("PVU") factor to the total intrastate access MOU originated by a Telephone Company end user and delivered to the customer and by applying a terminating PVU factor to the total intrastate access MOU terminated by a customer to the Telephone Company's end user.
- (2) The Telephone Company will use state average data and the customer provided Facility PVU to determine the monthly recurring credit for terminating VoIP-PSTN Traffic.
- (3) The customer will calculate and furnish to the Telephone Company an originating PVU factor representing the whole number percentage of the customer's total originating intrastate access MOU that the customer exchanges with the Telephone Company in the state that is received from the Telephone Company and that is terminated in IP format and that would be billed by the Telephone Company as intrastate access MOU.
- (4) The customer will calculate and furnish to the Telephone Company a terminating PVU factor representing the whole number percentage of the customer's total terminating intrastate access MOU that the customer exchanges with the Telephone Company in the state that is sent to the Telephone Company and which originated in IP format and that would be billed by the Telephone Company as intrastate access MOU.

NOTICE
THE INFORMATION CONTAINED IN THIS DOCUMENT IS SUBJECT TO CHANGE.
TRANSMITTAL NO. 13-01A

CenturyTel of the Gem State, Inc.
d/b/a CenturyLink
Access Service Catalog No. 3

Idaho Public Utilities Commission
Office of the Secretary
ACCEPTED FOR FILING
July 2, 2013
Boise, Idaho

Original Page 2-21

Issued: May 31, 2013

Effective: July 2, 2013

ACCESS SERVICE

2. General Regulations (Cont'd)

2.3 Obligations of the Customer (Cont'd)

2.3.13 Identification and Rating of VoIP-PSTN Traffic (Cont'd)

(C) Calculation and Application of Percent VoIP Usage Factors (Cont'd)

- (5) The customer will calculate and furnish to the Telephone Company a Facility PVU factor representing the whole number percentage of the customer's total monthly recurring switched transport charges that are associated with the intrastate access MOU included in the PVU factor.
- (6) The customer shall not modify their reported PIU factor to account for VoIP-PSTN traffic.
- (7) The customer provided originating PVU, the terminating PVU and the Facility PVU shall be based on information such as the number of the customer's retail VoIP subscriptions in the state (e.g. as reported on FCC Form 477), traffic studies, actual call detail or other relevant and verifiable information which will be provided to Telephone Company upon request.
- (8) The customer shall retain the call detail, work papers and information used to develop the PVU factors for a minimum of one year.
- (9) If the customer does not furnish the Telephone Company with a PVU factor, the Telephone Company will utilize a PVU equal to zero.

NOTICE
THE INFORMATION CONTAINED IN THIS DOCUMENT IS SUBJECT TO CHANGE.
TRANSMITTAL NO. 13-01A

CenturyTel of the Gem State, Inc.
d/b/a CenturyLink
Access Service Catalog No. 3

Idaho Public Utilities Commission
Office of the Secretary
ACCEPTED FOR FILING
July 2, 2013
Boise, Idaho

Original Page 2-22

Issued: May 31, 2013

Effective: July 2, 2013

ACCESS SERVICE

2. General Regulations (Cont'd)

2.3 Obligations of the Customer (Cont'd)

2.3.13 Identification and Rating of VoIP-PSTN Traffic (Cont'd)

(D) Initial Implementation of PVU Factors

- (1) If the PVU factors cannot be implemented in the Telephone Company's billing systems by December 29, 2011, once the factors can be implemented, the Telephone Company will adjust the customer's bills to reflect the PVU factors prospectively in the next bill period, if the PVU factors are provided by the customer to the Telephone Company prior to April 15, 2012.
- (2) The Telephone Company may choose to provide credits based on the reported PVU factors on a quarterly basis until such time as the billing system modifications can be implemented.

(E) PVU Factor Updates

The customer may update the PVU factors quarterly using the method set forth in (C)(1) and (2) preceding. If the customer chooses to submit such updates, it shall forward to the Telephone Company, no later than 15 days after the first of January, April, July and/or October of each year, revised PVU factors based on data for the prior three months, ending the last day of December, March, June and September, respectively. The revised PVU factors will serve as the basis for future billing and will be effective on the next bill date, and shall serve as the basis for subsequent monthly billing until superseded by new PVU factors. No prorating or backbilling will be done based on the updated PVU factors.

(F) PVU Factor Verification

- (1) Not more than twice in any year, the Telephone Company may request from the customer an overview of the process used to determine the PVU factors, the call detail records, description of the method for determining how the end user originates or terminates calls in IP format, and other information used to determine the customer's PVU factors furnished to the Telephone Company in order to validate the PVU factors supplied. The customer shall comply, and shall reasonably supply the requested data and information within 15 days of the Telephone Company's request.

NOTICE
THE INFORMATION CONTAINED IN THIS DOCUMENT IS SUBJECT TO CHANGE.
TRANSMITTAL NO. 13-01A

CenturyTel of the Gem State, Inc.
d/b/a CenturyLink
Access Service Catalog No. 3

Idaho Public Utilities Commission
Office of the Secretary
ACCEPTED FOR FILING
July 2, 2013
Boise, Idaho

Original Page 2-23

Issued: May 31, 2013

Effective: July 2, 2013

ACCESS SERVICE

2. General Regulations (Cont'd)

2.3 Obligations of the Customer (Cont'd)

2.3.13 Identification and Rating of VoIP-PSTN Traffic (Cont'd)

(F) PVU Factor Verification (Cont'd)

- (2) The Telephone Company may dispute the customer's PVU factor based upon:
 - (a) A review of the requested data and information provided by the customer, or customer's refusal to provide the data and information to support the PVU factors.
 - (b) The Telephone Company's reasonable review of other market information, FCC reports on VoIP lines, such as FCC Form 477 or state level results based on FCC Local Competition Report or other relevant data.
 - (c) A change in the reported PVU factor by more than five percentage points from the preceding quarter.
- (3) If after review of the data and information, the customer and the Telephone Company establishes revised PVU factors, the customer and the Telephone Company will begin using those revised PVU factors with the next bill period.
- (4) If the dispute is unresolved, the Telephone Company may initiate an audit. The Telephone Company shall limit audits of the customer's PVU factor to no more than twice per year. The customer may request that the audit be conducted by an independent auditor. In such cases, the associated auditing expenses will be paid by the customer.
 - (a) In the event that the customer fails to provide adequate records to enable the Telephone Company or an independent auditor to conduct an audit verifying the customer's PVU factors, the Telephone Company will bill the usage and associated facilities for all contested periods using the most recent undisputed PVU factors reported by the customer. If no undisputed PVU factors exist, then PVU factors of zero percent will be used for all contested periods. These PVU factors will remain in effect until the audit can be completed.

NOTICE
THE INFORMATION CONTAINED IN THIS DOCUMENT IS SUBJECT TO CHANGE.
TRANSMITTAL NO. 13-01A

CenturyTel of the Gem State, Inc.
d/b/a CenturyLink
Access Service Catalog No. 3

Idaho Public Utilities Commission
Office of the Secretary
ACCEPTED FOR FILING
July 2, 2013
Boise, Idaho

Original Page 2-24

Issued: May 31, 2013

Effective: July 2, 2013

ACCESS SERVICE

2. General Regulations (Cont'd)

2.3 Obligations of the Customer (Cont'd)

2.3.13 Identification and Rating of VoIP-PSTN Traffic (Cont'd)

(F) PVU Factor Verification (Cont'd)

(4) If the dispute is unresolved... (Cont'd)

- (b) During the audit, the undisputed PVU factors from the previous reporting period will be used by the Telephone Company.
- (c) The Telephone Company will adjust the customer's PVU factors based on the results of the audit and implement the revised PVU in the next billing period or quarterly report date, whichever is first. The revised PVU factors will apply for the next two quarters before new factors can be submitted by the customer.
- (d) If the audit supports the customer's PVU factors, the usage for the contested periods will be adjusted to reflect the customer's audited PVU factors.

NOTICE
THE INFORMATION CONTAINED IN THIS DOCUMENT IS SUBJECT TO CHANGE.
TRANSMITTAL NO. 13-01A

CenturyTel of the Gem State, Inc.
d/b/a CenturyLink
Access Service Catalog No. 3

Idaho Public Utilities Commission
Office of the Secretary
ACCEPTED FOR FILING
July 2, 2013
Boise, Idaho

Original Page 2-25

Issued: May 31, 2013

Effective: July 2, 2013

ACCESS SERVICE

- 2. General Regulations (Cont'd)
- 2.4 Payment Arrangements and Credit Allowances
- 2.4.1 Payment of Rates, Charges and Deposits

(A) Deposits

The Telephone Company will only require a customer which has a proven history of late payments to the Telephone Company or does not have established credit, to make a deposit prior to or at any time after the provision of a service to the customer. No such deposit will be required of a customer which is a successor of a company which has established credit and has no history of late payments to the Telephone Company. Such deposit will not exceed the actual or estimated rates and charges for the service for a two month period. The fact that a deposit has been made in no way relieves the customer from complying with the Telephone Company's regulations as to the prompt payment of bills. At such time as the provision of the service to the customer is terminated, the amount of the deposit will be credited to the customer's account and any credit balance which may remain will be refunded.

Such a deposit will be refunded or credited to the account when the customer has established credit or, in any event, after the customer has established a one-year prompt payment record at any time prior to the termination of the provision of the service to the customer. In case of a cash deposit, for the period the deposit is held by the Telephone Company, the customer will receive interest at the same percentage rate as that set forth in (C)(2)(a) or in (C)(2)(b) following, whichever is lower.

The rate will be compounded daily for the number of days from the date the customer deposit is received by the Telephone Company to and including the date such deposit is credited to the customer's account or the date the deposit is refunded by the Telephone Company. Should a deposit be credited to the customer's account, as indicated above, no interest will accrue on the deposit from the date such deposit is credited to the customer's account.

NOTICE
THE INFORMATION CONTAINED IN THIS DOCUMENT IS SUBJECT TO CHANGE.
TRANSMITTAL NO. 13-01A

CenturyTel of the Gem State, Inc.
d/b/a CenturyLink
Access Service Catalog No. 3

Idaho Public Utilities Commission
Office of the Secretary
ACCEPTED FOR FILING
July 2, 2013
Boise, Idaho

Original Page 2-26

Issued: May 31, 2013

Effective: July 2, 2013

ACCESS SERVICE

2. General Regulations (Cont'd)
2.4 Payment Arrangements and Credit Allowances (Cont'd)
2.4.1 Payment of Rates, Charges and Deposits (Cont'd)

(B) Bill Dates

The Telephone Company shall bill on a current basis all charges incurred by and credits due to the customer under this catalog attributable to services established or discontinued during the preceding billing period. In addition, the Telephone Company shall bill in advance charges for all services to be provided during the ensuing billing period except for charges associated with service usage and for the Federal Government which will be billed in arrears. The bill day (i.e., the billing date of a bill for a customer for Access Service under this catalog), the period of service each bill covers and the payment date will be as follows:

(1) End User Access Service and Presubscription

For End User Access Service and Presubscription Service, the Telephone Company will establish a bill day each month for each end user account or advise the customer in writing of an alternate billing schedule. Alternate billing schedules shall not be established on less than 60 days notice or initiated by the Telephone Company more than twice in any consecutive 12 month period. The bill will cover End User Access Service charges for the ensuing billing period except for End User Access Service for the Federal Government which will be billed in arrears. Any applicable Presubscription Charges, any known unbilled charges for prior periods and any known unbilled adjustments for prior periods for End User Access Service and Presubscription Service will be applied to this bill. Such bills are due when rendered.

(2) Access Services Other Than End User and Presubscription

For Service other than End User Access Service and Presubscription Service, the Telephone Company will establish a bill day each month for each customer account or advise the customer in writing of an alternate billing schedule. Alternate billing schedules shall not be established on less than 60 days notice or initiated by the Telephone Company more than twice in any consecutive 12 month period.

The bill will cover nonusage sensitive service charges for the ensuing billing period for which the bill is rendered, any known unbilled nonusage sensitive charges for prior periods and unbilled usage charges for the period after the last bill day through the current bill day. Any known unbilled usage charges for prior periods and any known unbilled adjustments will be applied to this bill. Payment for such bills is due in immediately available funds by the payment date, as set forth in (C) following. If payment is not received by the payment date, a late payment penalty will apply as set forth in (C) following.

NOTICE
THE INFORMATION CONTAINED IN THIS DOCUMENT IS SUBJECT TO CHANGE.
TRANSMITTAL NO. 13-01A

CenturyTel of the Gem State, Inc.
d/b/a CenturyLink
Access Service Catalog No. 3

Idaho Public Utilities Commission
Office of the Secretary
ACCEPTED FOR FILING
July 2, 2013
Boise, Idaho

Original Page 2-27

Issued: May 31, 2013

Effective: July 2, 2013

ACCESS SERVICE

- 2. General Regulations (Cont'd)
- 2.4 Payment Arrangements and Credit Allowances (Cont'd)
- 2.4.1 Payment of Rates, Charges and Deposits (Cont'd)

(C) Payment Dates and Late Payment Penalties

- (1) All bills dated as set forth in (B)(2) preceding for service, other than End User Service and Presubscription Service, provided to the customer by the Telephone Company are due 31 days (payment date) after the bill day or by the next bill date (i.e., same date in the following month as the bill date), whichever is the shortest interval, except as provided herein, and are payable in immediately available funds. If the customer does not receive a bill at least 20 days prior to the 31 day payment due date, then the bill shall be considered delayed. When the bill has been delayed, upon request of the customer the due date will be extended by the number of days the bill was delayed. Such request of the customer must be accompanied with proof of late bill receipt.

NOTICE
THE INFORMATION CONTAINED IN THIS DOCUMENT IS SUBJECT TO CHANGE.
TRANSMITTAL NO. 13-01A

CenturyTel of the Gem State, Inc.
d/b/a CenturyLink
Access Service Catalog No. 3

Idaho Public Utilities Commission
Office of the Secretary
ACCEPTED FOR FILING
July 2, 2013
Boise, Idaho
Original Page 2-28

Issued: May 31, 2013

Effective: July 2, 2013

ACCESS SERVICE

- 2. General Regulations (Cont'd)
- 2.4 Payment Arrangements and Credit Allowances (Cont'd)
- 2.4.1 Payment of Rates, Charges and Deposits (Cont'd)
 - (C) Payment Dates and Late Payment Penalties (Cont'd)
 - (1) (Cont'd)

If such payment date would cause payment to be due on a Saturday, Sunday or Legal Holiday, payment for such bills will be due from the customer as follows:

- If the payment date falls on a Sunday or on a Legal Holiday which is observed on a Monday, the payment date shall be the first non-Holiday day following such Sunday or Legal Holiday.
- If the payment date falls on a Saturday or on a Legal Holiday which is observed on Tuesday, Wednesday, Thursday or Friday, the payment date shall be the last non-Holiday day preceding such Saturday or Legal Holiday.

NOTICE
THE INFORMATION CONTAINED IN THIS DOCUMENT IS SUBJECT TO CHANGE.
TRANSMITTAL NO. 13-01A

CenturyTel of the Gem State, Inc.
d/b/a CenturyLink
Access Service Catalog No. 3

Idaho Public Utilities Commission
Office of the Secretary
ACCEPTED FOR FILING
July 2, 2013
Boise, Idaho

Original Page 2-29

Issued: May 31, 2013

Effective: July 2, 2013

ACCESS SERVICE

2. General Regulations (Cont'd)

2.4 Payment Arrangements and Credit Allowances (Cont'd)

2.4.1 Payment of Rates, Charges and Deposits (Cont'd)

(C) Payment Dates and Late Payment Penalties (Cont'd)

(2) Further, if no payment is received by the payment date or if a payment or any portion of a payment is received by the Telephone Company after the payment date as set forth in (1) preceding, or if a payment or any portion of a payment is received by the Telephone Company in funds which are not immediately available to the Telephone Company, then a late payment penalty shall be due to the Telephone Company. The late payment penalty shall be the payment or the portion of the payment not received by the payment date times a late factor. The late factor shall be the lesser of:

- (a) the highest interest rate (in decimal value) which may be levied by law for commercial transactions, compounded daily for the number of days from the payment date to and including the date that the customer actually makes the payment to the Telephone Company, or
- (b) \$0.000292 per day, compounded daily for the number of days from the payment date to and including the date that the customer actually makes the payment to the Telephone Company.

(D) Billing Disputes Resolved in Favor of the Telephone Company

Late payment charges will apply to amounts withheld pending settlement of the dispute. Late payment charges are calculated as set forth in (C)(2) preceding except that when the customer disputes the bill on or before the payment date and pays the undisputed amount on or before the payment date, the penalty interest period shall not begin until 10 days following the payment date.

NOTICE
THE INFORMATION CONTAINED IN THIS DOCUMENT IS SUBJECT TO CHANGE.
TRANSMITTAL NO. 13-01A

CenturyTel of the Gem State, Inc.
d/b/a CenturyLink
Access Service Catalog No. 3

Idaho Public Utilities Commission
Office of the Secretary
ACCEPTED FOR FILING
July 2, 2013
Boise, Idaho

Original Page 2-30

Issued: May 31, 2013

Effective: July 2, 2013

ACCESS SERVICE

2. General Regulations (Cont'd)

2.4 Payment Arrangements and Credit Allowances (Cont'd)

2.4.1 Payment of Rates, Charges and Deposits (Cont'd)

(E) Billing Disputes Resolved in Favor of the Customer

If the customer pays the total billed amount and disputes all or part of the amount, the Telephone Company will refund any overpayment. In addition, the Telephone Company will pay to the customer penalty interest on the overpayment. When a claim is filed within 90 days of the due date, the penalty interest period shall begin on the payment date. When a claim is filed more than 90 days after the due date, the penalty interest period shall begin from the date of the claim or the date of overpayment, whichever is later.

The penalty interest period shall end on the date that the Telephone Company actually refunds the overpayment to the customer. The penalty interest rate shall be the lesser of:

- (1) the highest interest rate (in decimal value) which may be levied by law for commercial transactions, compounded daily for the number of days from the first date to and including the last date of the period involved, or
- (2) \$0.000292 per day, compounded daily for the number of days from the first date to and including the last date of the period involved.

(F) Proration of Charges

Adjustments for the quantities of services established or discontinued in any billing period beyond the minimum period set forth for services in other sections of this catalog will be prorated to the number of days based on a 30 day month. The Telephone Company will, upon request, furnish within 30 days of a request and at no charge to the customer such detailed information as may reasonably be required for verification of any bill.

(G) Rounding of Charges

When a rate as set forth in this catalog is shown to more than two decimal places, the charges will be determined using the rate shown. The resulting amount will then be rounded to the nearest penny (i.e., rounded to two decimal places).

NOTICE
THE INFORMATION CONTAINED IN THIS DOCUMENT IS SUBJECT TO CHANGE.
TRANSMITTAL NO. 13-01A

CenturyTel of the Gem State, Inc.
d/b/a CenturyLink
Access Service Catalog No. 3

Idaho Public Utilities Commission
Office of the Secretary
ACCEPTED FOR FILING
July 2, 2013
Boise, Idaho

Original Page 2-31

Issued: May 31, 2013

Effective: July 2, 2013

ACCESS SERVICE

2. General Regulations (Cont'd)

2.4 Payment Arrangements and Credit Allowances (Cont'd)

2.4.2 Minimum Periods

The minimum period for which services are provided and for which rates and charges are applicable is one month except for those usage rated services set forth in Section 6. (Switched Access Service) and those services set forth in 6.1.3 (Switched Access High Capacity DS3 Entrance Facility and High Capacity DS3 Direct Trunked Transport) and 7.2.8 (High Capacity DS1 and DS3 Service), or as otherwise specified.

The minimum period for which service is provided and for which rates and charges are applicable for a Specialized Service or Arrangement provided on an individual case basis as set forth in Section 12 following, is one month unless a different minimum period is established with the individual case filing.

When a service is discontinued prior to the expiration of the minimum period, charges are applicable, whether the service is used or not, as follows:

- (A) When a service with a one month minimum period is discontinued prior to the expiration of the minimum period, a one month charge will apply at the rate level in effect at the time service is discontinued.
- (B) When a service with a minimum period greater than one month is discontinued prior to the expiration of the minimum period, except for DS3 monthly service the applicable charge will be the lesser of (1) the Telephone Company's total nonrecoverable costs less the net salvage value for the discontinued service or (2) the total monthly charges, at the rate level in effect at the time service is discontinued, for the remainder of the minimum period.

2.4.3 Cancellation of an Order for Service

Provisions for the cancellation of an order for service are set forth in other applicable sections of this catalog.

NOTICE
THE INFORMATION CONTAINED IN THIS DOCUMENT IS SUBJECT TO CHANGE.
TRANSMITTAL NO. 13-01A

CenturyTel of the Gem State, Inc.
d/b/a CenturyLink
Access Service Catalog No. 3

Issued: May 31, 2013

Effective: July 2, 2013

ACCESS SERVICE

2. General Regulations (Cont'd)

2.4 Payment Arrangements and Credit Allowances (Cont'd)

2.4.4 Credit Allowance for Service Interruptions

(A) General

A service is interrupted when it becomes unusable to the customer because of a failure of a facility component used to furnish service under this catalog or in the event that the protective controls applied by the Telephone Company result in the complete loss of service by the customer as set forth in 6.2.1 following. An interruption period starts when an inoperative service is reported to the Telephone Company, and ends when the service is operative.

(B) When a Credit Allowance Applies

In case of an interruption to any service, allowance for the period of interruption, if not due to the negligence of the customer, shall be provided.

For Digital Data Access, High Capacity, HC1, Special Access Services, any period during which the error performance is below that specified for the service will be considered as an interruption.

Service interruptions for Specialized Service or Arrangements provided under Section 12 following shall be administered in the same manner as those set forth in this section (2.4.4) unless other regulations are specified with the individual case filing.

Credit allowances are computed as follows:

(1) Special Access Service and flat rated Switched Access Service rate elements

For Special Access Services and for flat rated Switched Access Service rate elements (i.e., Entrance Facility, Direct Trunked Transport and Multiplexing), no credit shall be allowed for an interruption of less than 30 minutes. The customer shall be credited for an interruption of 30 minutes or more at the rate of 1/1440 of the monthly charges for the facility or service for each period of 30 minutes or Major Fraction Thereof that the interruption continues.

CenturyTel of the Gem State, Inc.
d/b/a CenturyLink
Access Service Catalog No. 3

Idaho Public Utilities Commission
Office of the Secretary
ACCEPTED FOR FILING
July 2, 2013
Boise, Idaho
Original Page 2-33

Issued: May 31, 2013

Effective: July 2, 2013

ACCESS SERVICE

- 2. General Regulations (Cont'd)
- 2.4 Payment Arrangements and Credit Allowances (Cont'd)
- 2.4.4 Credit Allowance for Service Interruptions (Cont'd)
 - (B) When a Credit Allowance Applies (Cont'd)
 - (1) Special Access Service and flat rated Switched Access Service rate elements (Cont'd)

The monthly charges used to determine the credit shall be as follows:

- (a) Two-point Services
For two-point services, the monthly charge shall be the total of all the monthly rate element charges associated with the service (i.e., two channel terminations, channel mileage and optional features and functions).
- (b) Multipoint Services
For multipoint services, the monthly charge shall be only the total of all the monthly rate element charges associated with that portion of the service that is inoperative (i.e., a channel termination per customer designated premises, channel mileage and optional features and functions).

NOTICE
THE INFORMATION CONTAINED IN THIS DOCUMENT IS SUBJECT TO CHANGE.
TRANSMITTAL NO. 13-01A

CenturyTel of the Gem State, Inc.
d/b/a CenturyLink
Access Service Catalog No. 3

Issued: May 31, 2013

Effective: July 2, 2013

ACCESS SERVICE

2. General Regulations (Cont'd)

2.4 Payment Arrangements and Credit Allowances (Cont'd)

2.4.4 Credit Allowance for Service Interruptions (Cont'd)

(B) When a Credit Allowance Applies (Cont'd)

(1) Special Access Service and flat rated Switched Access Service rate elements (Cont'd)

(c) Multiplexed Services

For multiplexed services, the monthly charge shall be the total of all the monthly rate element charges associated with that portion of the service that is inoperative. When the facility which is multiplexed or the multiplexer itself is inoperative, the monthly charge shall be the total of all the monthly rate element charges associated with the service (i.e., the channel termination, channel mileage, Entrance Facility, Direct Trunked Transport and optional features and functions, including the multiplexer on the facility to the hub, and the channel terminations, channel mileages and optional features and functions on the individual services from the hub). When the service which rides a channel of the multiplexed facility is inoperative, the monthly charge shall be the total of all the monthly rate element charges associated with that portion of the service from the hub to a customer premises (i.e., channel termination, channel mileage, Direct Trunked Transport, and optional features and functions).

(d) Flat rated Switched Access rate elements

For flat rated Switched Access Service rate elements, the monthly charge shall be the total of all the monthly rate element charges associated with the service (i.e., Entrance Facility, Direct Trunked Transport and Multiplexing).

CenturyTel of the Gem State, Inc.
d/b/a CenturyLink
Access Service Catalog No. 3

Idaho Public Utilities Commission
Office of the Secretary
ACCEPTED FOR FILING
July 2, 2013
Boise, Idaho

Original Page 2-35

Issued: May 31, 2013

Effective: July 2, 2013

ACCESS SERVICE

2. General Regulations (Cont'd)

2.4 Payment Arrangements and Credit Allowances (Cont'd)

2.4.4 Credit Allowance for Service Interruptions (Cont'd)

(B) When a Credit Allowance Applies (Cont'd)

(2) Switched Access Service Usage Rated Elements

For Switched Access Service usage rated elements, no credit shall be allowed for an interruption of less than 24 hours. The customer shall be credited for an interruption of 24 hours or more at the rate of 1/30 of any applicable monthly rate or assumed minutes of use charge for each period of 24 hours or major fraction thereof that the interruption continues.

(3) Credit Allowances Cannot Exceed Monthly Rate

The credit allowance(s) for an interruption or for a series of interruptions shall not exceed any monthly rate for the service interrupted in any one monthly billing period.

NOTICE
THE INFORMATION CONTAINED IN THIS DOCUMENT IS SUBJECT TO CHANGE.
TRANSMITTAL NO. 13-01A

CenturyTel of the Gem State, Inc.
d/b/a CenturyLink
Access Service Catalog No. 3

Issued: May 31, 2013

Effective: July 2, 2013

ACCESS SERVICE

2. General Regulations (Cont'd)

2.4 Payment Arrangements and Credit Allowances (Cont'd)

2.4.4 Credit Allowance for Service Interruptions (Cont'd)

(C) When a Credit Allowance Does Not Apply

No credit allowance will be made for:

- (1) Interruptions caused by the negligence of the customer.
- (2) Interruptions of a service due to the failure of equipment or systems provided by the customer or others.
- (3) Interruptions of a service during any period in which the Telephone Company is not afforded access to the premises where the service is terminated.
- (4) Interruptions of a service when the customer has released that service to the Telephone Company for maintenance purposes, to make rearrangements, or for the implementation of an order for a change in the service during the time that was negotiated with the customer prior to the release of that service. Thereafter, a credit allowance as set forth in (B) preceding applies.
- (5) Interruptions of a service which continue because of the failure of the customer to authorize replacement of any element of special construction. The period for which no credit allowance is made begins on the seventh day after the customer receives the Telephone Company's written notification of the need for such replacement and ends on the day after receipt by the Telephone Company of the customer's written authorization for such replacement.
- (6) Periods when the customer elects not to release the service for testing and/or repair and continues to use it on an impaired basis.
- (7) An interruption or a group of interruptions, resulting from a common cause, that would result in credit in an amount less than one dollar.

(D) Use of an Alternative Service Provided by the Telephone Company

Should the customer elect to use an alternative service provided by the Telephone Company during the period that a service is interrupted, the customer must pay the cataloged rates and charges for the alternative service used.

CenturyTel of the Gem State, Inc.
d/b/a CenturyLink
Access Service Catalog No. 3

Idaho Public Utilities Commission
Office of the Secretary
ACCEPTED FOR FILING
July 2, 2013
Boise, Idaho

Original Page 2-37

Issued: May 31, 2013

Effective: July 2, 2013

ACCESS SERVICE

2. General Regulations (Cont'd)

2.4 Payment Arrangements and Credit Allowances (Cont'd)

2.4.4 Credit Allowance for Service Interruptions (Cont'd)

(E) Temporary Surrender of a Service (Cont'd)

In certain instances, the customer may be requested by the Telephone Company to surrender a service for purposes other than maintenance, testing or activity relating to a service order. If the customer consents, a credit allowance will be granted. The credit allowance will be 1/1440 of the monthly rate for each period of 30 minutes or fraction thereof that the service is surrendered. In no case will the credit allowance exceed the monthly rate for the service surrendered in any one monthly billing period.

2.4.5 Re-establishment of Service Following Fire, Flood or Other Occurrence

(A) Nonrecurring Charges Do Not Apply

Charges do not apply for the re-establishment of service following a fire, flood or other occurrence attributed to an Act of God provided that:

- (1) The service is of the same type as was provided prior to the fire, flood or other occurrence.
- (2) The service is for the same customer.
- (3) The service is at the same location on the same premises.
- (4) The re-establishment of service begins within 60 days after Telephone Company service is available. (The 60 day period may be extended a reasonable period if the renovation of the original location on the premises affected is not practical within the allotted time period).

(B) Nonrecurring Charges Apply

Nonrecurring Charges apply for establishing service at a different location on the same premises or at a different premises pending re-establishment of service at the original location.

NOTICE
THE INFORMATION CONTAINED IN THIS DOCUMENT IS SUBJECT TO CHANGE.
TRANSMITTAL NO. 13-01A

CenturyTel of the Gem State, Inc.
d/b/a CenturyLink
Access Service Catalog No. 3

Issued: May 31, 2013

Effective: July 2, 2013

ACCESS SERVICE

2. General Regulations (Cont'd)

2.4 Payment Arrangements and Credit Allowances (Cont'd)

2.4.6 Title or Ownership Rights

The payment of rates and charges by customers for the services offered under the provisions of this catalog does not assign, confer or transfer title or ownership rights to proposals or facilities developed or utilized, respectively, by the Telephone Company in the provision of such services.

2.4.7 Access Services Provided By More Than One Telephone Company

When an Access Service is provided by more than one Telephone Company, the Telephone Companies involved will mutually agree upon one of the billing methods as set forth in (B) (1) and (2) following based on the service being provided. The Telephone Companies will notify the customer in writing of the billing method being used. The customer will place the order for the service as set forth in 5.3 following dependent upon the billing method.

(A) Non Meet Point Billing/Feature Group A

Non Meet Point Billing under a Revenue Sharing Agreement is the generally accepted billing method for Feature Group A Switched Access Service. At the agreement of the participating Telephone Companies, Meet Point Billing may apply to jointly provided Feature Group A services as set forth in (B) following.

(1) Single Company Billing/Revenue Sharing

All Telephone Companies jointly providing Feature Group A service will receive an order or a copy of the order, from the customer, as specified in 5.3.1(A) following. The telephone company that provides the dial tone will arrange to provide the service, determine the applicable charges and bill the customer for the entire service in accordance with its Access Services catalog as provided for under a Feature Group A Revenue Sharing Agreement.

(B) Meet Point Billing

Meet Point Billing is required when an access service is provided by multiple Telephone Companies for Feature Groups B, C, and D Switched Access Services, and Special Access. It is optional for Feature Group A Switched Access Service.

Each Telephone Company jointly providing the access service will receive an order or a copy of the order from the customer as specified in 5.3.2 following and arrange to provide the service.

CenturyTel of the Gem State, Inc.
d/b/a CenturyLink
Access Service Catalog No. 3

Idaho Public Utilities Commission
Office of the Secretary
ACCEPTED FOR FILING
July 2, 2013
Boise, Idaho

Original Page 2-39

Issued: May 31, 2013

Effective: July 2, 2013

ACCESS SERVICE

2. General Regulations (Cont'd)
- 2.4 Payment Arrangements and Credit Allowances (Cont'd)
- 2.4.7 Access Services Provided by More Than One Telephone Company (Cont'd)
 - (B) Meet Point Billing (Cont'd)

For usage rated access services the access minutes of use will generally be determined by the recording company. Where the recording company is not the Bill Rendering Company, the recording company will provide detailed usage records to the Bill Rendering Company to develop the access minutes.

The Bill Rendering Company in a single bill arrangement for Feature Groups B, C, and D Switched Access Services, is normally the end user's end office, for WATS usage the Bill Rendering Company is normally the WATS Serving Office. The name of the Bill Rendering Company will be included in the meet point billing notification provided to the customer by all the telephone companies on all meet point billed services.

The non Bill Rendering Company(s) is any Telephone Company(s) in whose territory a segment of the Local Transport or Channel Mileage is provided and/or where the customer's Point of Termination is located.

There are two Meet Point Billing Options, Single Bill and Multiple Bill. These billing options are explained in (1) and (2) following. The Single Bill option is the preferred method. However, when a single bill option can not be agreed to by all telephone companies providing service, the multiple bill option is the default.

Each telephone company must provide meet point billing notification to the customer, in writing, when new service is ordered or thirty days prior to changing an existing meet point arrangement. The notification should include the following:

- The Meet Point Billing Option that will be used,
- The Telephone Company(s) that will render the bill(s),
- The Telephone Company(s) to whom payment(s) should be remitted, and
- The Telephone Company(s) that will provide the bill inquiry function.

A Telephone Company that renders a meet point bill, the Bill Rendering Company, will render the bill in accordance with the industry standards as described in the Multiple Exchange Carrier Access Billing (MECAB) Guidelines and the Multiple Exchange Carrier Ordering and Design (MECOD) Guidelines. The bill will include cross reference(s) to the other telephone Company(s) providing service and common circuit identifiers. Should a billing dispute arise, the terms and conditions of the Bill Rendering company will apply.

NOTICE
THE INFORMATION CONTAINED IN THIS DOCUMENT IS SUBJECT TO CHANGE.
TRANSMITTAL NO. 13-01A

CenturyTel of the Gem State, Inc.
d/b/a CenturyLink
Access Service Catalog No. 3

Issued: May 31, 2013

Effective: July 2, 2013

ACCESS SERVICE

2. General Regulations (Cont'd)

2.4 Payment Arrangements and Credit Allowances (Cont'd)

2.4.7 Access Services Provided by More Than One Telephone Company (Cont'd)

(B) Meet Point Billing (Cont'd)

(1) Single Bill Option

The single bill option allows the customer to receive one bill for access services that are provided by more than one company. The single bill option provides the following three billing alternatives:

- Single Bill/Multiple Tariff/Catalog
- Single Bill/Pass Through Billing, and
- Single Bill/Single Tariff/Catalog

These options are described following in (a), (b) and (c) respectively.

(a) Single Bill/Multiple Tariff/Catalog

The single bill/multiple tariff/catalog bill is prepared by the Bill Rendering Company but reflects all rates and charges for each connecting company's part of the service based on each company's access catalog.

The Bill Rendering Company will:

- determine and include all recurring and nonrecurring rates and charges for each involved Telephone Company;
- identify each involved Telephone Company's rates and charges separately on the bill;
- forward the bill to the customer and provide a copy of the bill or other substantiation of the charges to the connecting Telephone Companies; and
- advise the customer how to remit the payment, either directly to each Telephone Company involved in the provision of this meet point billed service, or, as a single payment made to the Bill Rendering Company. If payments are to be sent directly to the Bill Rendering Company, the non Bill Rendering Company(s) will provide the customer with written authorization for the payment arrangement.

CenturyTel of the Gem State, Inc.
d/b/a CenturyLink
Access Service Catalog No. 3

Issued: May 31, 2013

Effective: July 2, 2013

ACCESS SERVICE

2. General Regulations (Cont'd)

2.4 Payment Arrangements and Credit Allowances (Cont'd)

2.4.7 Access Services Provided by More Than One Telephone Company (Cont'd)

(B) Meet Point Billing (Cont'd)

(1) Single Bill Option (Cont'd)

(b) Single Bill/Pass-Through Billing

The single bill/pass-through bill is compiled by the Bill Rendering Company. Each Telephone Company will prepare a bill for its portion of the access service and forward it to the Bill Rendering Company. Normally, these connecting telephone company bills are forwarded to the Bill Rendering Company without usage to eliminate possible delays.

Each non Bill Rendering Company will:

- prepare its own bill;
- determine its rates and charges for Local Transport, Directory Transport and/or Channel Mileage as set forth in (3) following;
- determine and include all applicable recurring and nonrecurring rates and charges of its access catalog; and
- forward the bill to the Bill Rendering Company for the meet point access service.

The Bill Rendering Company will:

- apply usage data, when needed, to the bills and calculate the charges;
- combine all the bills of the involved Telephone Companies providing the meet point access service;
- forward the bill to the customer; and
- advise the customer how to remit the payment, either directly to each Telephone Company involved in the provision of this meet point billed service; or, as a single payment made to the Bill Rendering Company. If payments are to be sent directly to the Bill Rendering Company, the non Bill Rendering Company(s) will provide the customer with written authorization for the payment arrangement.

**Idaho Public Utilities Commission
Office of the Secretary
ACCEPTED FOR FILING
July 2, 2013
Boise, Idaho**

CenturyTel of the Gem State, Inc.
d/b/a CenturyLink
Access Service Catalog No. 3

Issued: May 31, 2013

Effective: July 2, 2013

ACCESS SERVICE

2. General Regulations (Cont'd)

2.4 Payment Arrangements and Credit Allowances (Cont'd)

2.4.7 Access Services Provided by More Than One Telephone Company (Cont'd)

(B) Meet Point Billing (Cont'd)

(1) Single Bill Option (Cont'd)

(c) Single Bill/Single Tariff/Catalog

The single bill/single tariff/catalog bill provides a meet point bill that is billed completely at the Billing Rendering Company's catalog rates and regulations.

The Bill Rendering Company will:

- determine and include on the access bill all usage data and all other recurring and nonrecurring rates and charges per its access catalog; and
- forward the bill to the customer.

The customer will remit the payment to the Bill Rendering Company.

(2) Multiple Bill Option

Under the Multiple Bill Option each company providing the access service will render an access bill to the customer for its portion of the service based on its access tariff rates and regulations. For switched access Multiple bills, the end office company is generally the Initial Billing Company (IBC).

The IBC is the company that calculates the access minutes to be billed to the customer and provides this data to each connecting company providing service, i.e., the Subsequent Billing Company(s). Each company, IBC and SBC, will:

- prepare its own bill;
- determine its charge(s) for Local Transport, Directory Transport, and/or Channel Mileage as set forth in (3) following;
- determine and include all recurring and nonrecurring rates and charges of its access catalog;
- reflect its Billing Account Reference (BAR) and all connecting company Billing Account Cross Reference (BACR) code(s);
- forward its bill to the customer.

The customer will remit payment directly to each Bill Rendering Company.

CenturyTel of the Gem State, Inc.
d/b/a CenturyLink
Access Service Catalog No. 3

Idaho Public Utilities Commission
Office of the Secretary
ACCEPTED FOR FILING
July 1, 2017
Boise, Idaho

1st Revised Page 2-43
Cancels Original Page 2-43
Effective: July 1, 2017

Issued: May 31, 2017

ACCESS SERVICE

- 2. General Regulations (Cont'd)
- 2.4 Payment Arrangements and Credit Allowances (Cont'd)
- 2.4.7 Access Services Provided by More Than One Telephone Company (Cont'd)
 - (B) Meet Point Billing (Cont'd)
 - (3) Determination of Meet Point Billed Local Transport and Channel Mileage Charges

Each Telephone Company's portion of the Local Transport and Channel Mileage will be developed as follows:

- (a) Determine the appropriate Local Transport or Channel Mileage by computing the number of airline miles between the Telephone Company premises (end office, access tandem or serving wire centers for Switched Access or serving wire centers for Special Access) using the V&H method set forth respectively in 6.4.6 and 7.2.5 following.
- (b) Determine the billing percentage (BP), as set forth in NATIONAL EXCHANGE CARRIER ASSOCIATION, INC. TARIFF F.C.C. NO. 4, which represents the portion of the service provided by each Telephone Company.

(M)

(M)

(M) Material moved to Page 2-43.1.

NOTICE
THE INFORMATION CONTAINED IN THIS DOCUMENT IS SUBJECT TO CHANGE.
TRANSMITTAL NO. 17-03A

CenturyTel of the Gem State, Inc.
d/b/a CenturyLink
Access Service Catalog No. 3

Issued: May 31, 2017

Effective: July 1, 2017

ACCESS SERVICE

2. General Regulations (Cont'd)
2.4 Payment Arrangements and Credit Allowances (Cont'd)
2.4.7 Access Services Provided by More Than One Telephone Company (Cont'd)
(B) Meet Point Billing (Cont'd)

(3) Determination of Meet Point Billed Local Transport and Channel Mileage Charges

(c) When Terminating Tandem Switched Transport is provided through a CenturyLink Operating Company (CLOC) ILEC Access Tandem and the Terminating End Office is not owned by any CLOC ILEC or through an ILEC Access Tandem not owned by a CLOC ILEC and the Terminating End Office is owned by a CLOC ILEC, Terminating – Tandem 3rd Party rates are applicable, otherwise Terminating – Tandem End Office rates are applicable. When originating Tandem Switched Transport is provided, Originating rates are applicable. For Feature Groups A, B, C and D Tandem Switched Transport:

- multiply the number of originating and terminating access minutes of use routed over the facility times the number of airline miles, as set forth in (a) preceding, times the BP for each Telephone Company, as set forth in (b) preceding, times the Tandem Switched Facility or Local Transport Facility rate;
- multiply the Tandem Switched Termination rate times the number of originating and terminating access minutes routed over the facility.
- When a tandem office is located within the operating territory of a Telephone Company participating in this catalog, multiply the Tandem Switching rate times the number of originating and terminating access minutes that are switched at the tandem.

The Tandem Switched Termination rate is applied as set forth in 6.1.3(A) following. The Switched Access Nonrecurring Charges are applied as set forth in 6.4.1(B) following. (Note: The BP is not applied to the Switched Access Tandem Switched Termination rate or any Nonrecurring Charge.)

(M) Material moved from Page 2-43.

CenturyTel of the Gem State, Inc.
d/b/a CenturyLink
Access Service Catalog No. 3

1st Revised Page 2-44
Cancels Original Page 2-44
Effective: July 1, 2021

Issued: June 10, 2021

ACCESS SERVICE

2. General Regulations (Cont'd)

2.4 Payment Arrangements and Credit Allowances (Cont'd)

2.4.7 Access Services Provided by More Than One Telephone Company (Cont'd)

(B) Meet Point Billing (Cont'd)

(3) Determination of Meet Point Billed Local Transport and Channel Mileage Charges (Cont'd)

(d) For Feature Groups A, B, C, and D Direct Trunked Transport:

- multiply the number of airline miles, as set forth in (a) preceding, times the BP for each Telephone Company, as set forth in (b) preceding, times the Direct Trunked Facility rate.
- The Direct Trunked Termination rate is applied as set forth in 6.1.3(A) following. The Switched Access Nonrecurring Charges are applied as set forth in 6.4.1(B) following. (Note: The BP is not applied to either the Switched Access Direct Trunked Termination rate or any Nonrecurring Charge.)

(e) For Feature Groups A, B, C, and D.

-

(D)

(D)

- When the Entrance Facility and/or Multiplexing equipment is located within the operating territory of a Telephone Company participating in this Catalog, the Entrance Facility and/or Multiplexing charge will apply.
- The Billing Percentage (BP) is not applicable to **the Entrance Facility or Multiplexer.**

(T)

(f) For Special Access, multiply the number of airline miles, as set forth in (a) preceding, times the BP for each Telephone Company, as set forth in (b) preceding, times the Channel Mileage Facility rate and add the Channel Mileage Termination rate.

The Special Access Channel Mileage Termination rate and nonrecurring charges are applied as set forth in 7.2.1(B)(2) and 7.2.2(C) following. (Note: The BP is not applied to either the Channel Mileage Termination Recurring Rate or any Nonrecurring Charge.)

ID2021-09

CenturyTel of the Gem State, Inc.
d/b/a CenturyLink
Access Service Catalog No. 3

Issued: May 31, 2017

ACCESS SERVICE

2. General Regulations (Cont'd)

2.4 Payment Arrangements and Credit Allowances (Cont'd)

2.4.7 Access Services Provided by More Than One Telephone Company (Cont'd)

(B) Meet Point Billing (Cont'd)

(3) Determination of Meet Point Billed Local Transport and Channel Mileage Charges (Cont'd)

(g) When three or more Telephone Companies are involved in providing an Access Service, the intermediate Telephone Company(s) will determine the charges as set forth in (c) through (f) preceding. Additionally, when a segment of the Tandem Switched Facility, Direct Trunked Facility or Channel Mileage Facility is measured to the intermediate office(s), the Tandem Switched Termination, Direct Trunked Termination or Channel Mileage Termination rates are also applied at the intermediate Telephone Company(s) office(s).

(h) Example 1: Originating Switched Access (See Diagram 1)

- Feature Group D Switched Access is ordered to End Office. (T)
(D)

- End Office A is in the operating territory of a Telephone Company (TC-A) participating in this Catalog. (C)

- Customer designated premises is in the operating territory of a Telephone Company (TC-B). (C)

- Assumptions: (N)

- o TC-A Direct Trunk Transport BP = 40%
- o TC-B Direct Trunk Transport BP = 60%
- o Direct Trunked Transport mileage = 26 mi.
- o Tandem Switched Transport mileage = 23 mi. (N)

NOTICE
THE INFORMATION CONTAINED IN THIS DOCUMENT IS SUBJECT TO CHANGE.
TRANSMITTAL NO. 17-03A

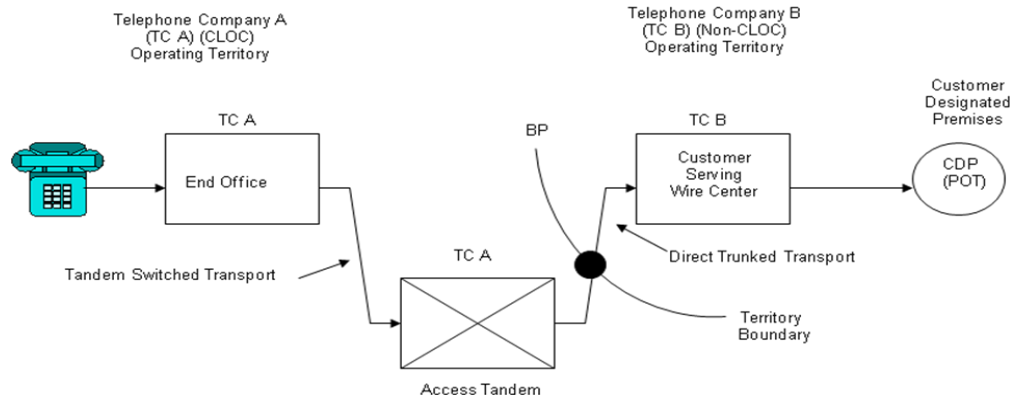
Issued: May 31, 2017

Effective: July 1, 2017

ACCESS SERVICE

- 2. General Regulations (Cont'd)
- 2.4 Payment Arrangements and Credit Allowances (Cont'd)
- 2.4.7 Access Services Provided by More Than One Telephone Company (Cont'd)
 - (B) Meet Point Billing (Cont'd)
 - (3) Determination of Meet Point Billed Local Transport and Channel Mileage Charges (Cont'd)
 - (h) Example 1: Originating Switched Access (See Diagram 1) (Cont'd)

Diagram 1



NOTICE
THE INFORMATION CONTAINED IN THIS DOCUMENT IS SUBJECT TO CHANGE.
TRANSMITTAL NO. 17-03A

CenturyTel of the Gem State, Inc.
d/b/a CenturyLink
Access Service Catalog No. 3

Issued: May 31, 2017

Effective: July 1, 2017

ACCESS SERVICE

- 2. General Regulations (Cont'd)
- 2.4 Payment Arrangements and Credit Allowances (Cont'd)
- 2.4.7 Access Services Provided by More Than One Telephone Company (Cont'd)
 - (B) Meet Point Billing (Cont'd)
 - (3) Determination of Meet Point Billed Local Transport and Channel Mileage Charges (Cont'd)
 - (h) Example 1: Originating Switched Access (See Diagram 1) (Cont'd)

Telephone Company A charges are:

End Office charges = 9,000 min. x EO rate

Tandem Switched Facility charge
= 9,000 min. x 23 mi. x TSF rate

Tandem Switched Termination charge
= 2 terminations x 9,000 min. x TST rate

Tandem Switching charge
= 9,000 min x TS rate

Direct Trunked Facility charge
= 26 miles x DTF rate x 40%

Direct Trunked Termination charge
= 1 termination x DTT rate

Shared Multiplexing charge
= 9,000 min x SM rate

(N)

(N)

CenturyTel of the Gem State, Inc.
d/b/a CenturyLink
Access Service Catalog No. 3

Issued: May 31, 2017

Effective: July 1, 2017

ACCESS SERVICE

2. General Regulations (Cont'd)

2.4 Payment Arrangements and Credit Allowances (Cont'd)

2.4.7 Access Services Provided by More Than One Telephone Company (Cont'd)

(B) Meet Point Billing (Cont'd)

(3) Determination of Meet Point Billed Local Transport and Channel Mileage Charges (Cont'd)

(i) Example 2: Terminating Switched Access – Tandem 3rd Party
(See Diagram 2A and 2B)

- Feature Group D Switched Access is ordered to End Office. (N)
- Terminating Access Tandem is owned by CLOC ILEC carrier (TC-A) and End Office is owned by a non-CLOC carrier (TC-B)
- Assumptions:
 - o TC-A Direct Trunk Transport BP = 40% (where applicable Diagram 2A)
 - o TC-B Direct Trunk Transport BP = 60% (where applicable Diagram 2A)
 - o Direct Trunk Transport mileage = 26 mi.
 - o TC-A Tandem Switched Transport BP = 20%
 - o TC-B Tandem Switched Transport BP = 80%
 - o Tandem Switched Transport mileage = 23 mi. (N)

Issued: May 31, 2017

Effective: July 1, 2017

ACCESS SERVICE

- 2. General Regulations (Cont'd)
 - 2.4 Payment Arrangements and Credit Allowances (Cont'd)
 - 2.4.7 Access Services Provided by More Than One Telephone Company (Cont'd)
 - (B) Meet Point Billing (Cont'd)
 - (3) Determination of Meet Point Billed Local Transport and Channel Mileage Charges (Cont'd)
 - (i) Example 2: Terminating Switched Access – Tandem 3rd Party (See Diagram 2A and 2B) (Cont'd)

Diagram 2A

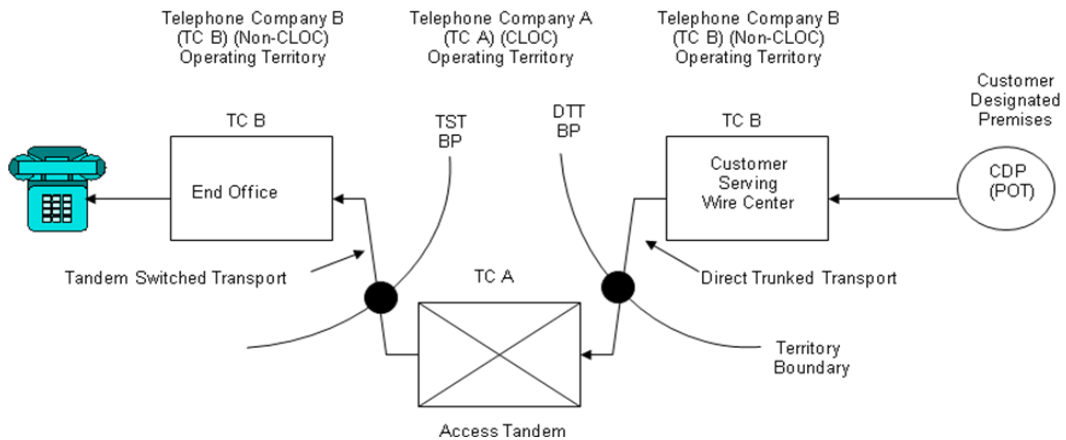
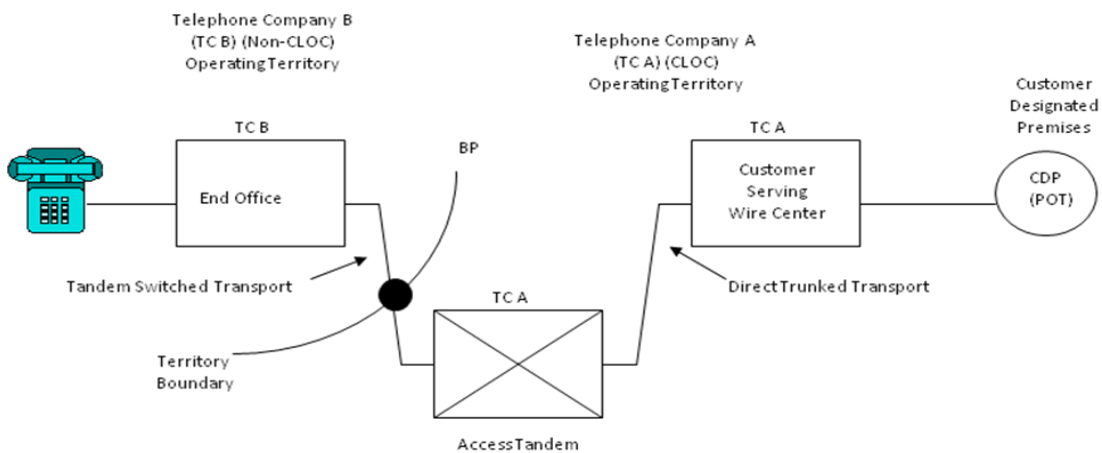


Diagram 2B



BP = Billing Percentage

(N)

(N)

NOTICE
THE INFORMATION CONTAINED IN THIS DOCUMENT IS SUBJECT TO CHANGE.
TRANSMITTAL NO. 17-03A

CenturyTel of the Gem State, Inc.
d/b/a CenturyLink
Access Service Catalog No. 3

Issued: May 31, 2017

Effective: July 1, 2017

ACCESS SERVICE

- 2. General Regulations (Cont'd)
- 2.4 Payment Arrangements and Credit Allowances (Cont'd)
- 2.4.7 Access Services Provided by More Than One Telephone Company (Cont'd)
 - (B) Meet Point Billing (Cont'd)
 - (3) Determination of Meet Point Billed Local Transport and Channel Mileage Charges (Cont'd)
 - (i) Example 2: Terminating Switched Access – Tandem 3rd Party (See Diagram 2A and 2B) (Cont'd)

- Telephone Company A charges are:

Tandem Switched Facility – 3rd Party charge
= 9,000 min. x 23 mi. x TSF-3rd Party rate x 20%

Tandem Switched Termination – 3rd Party charge
= 1 termination x 9,000 min. x TST-3rd Party rate

Tandem Switching – 3rd Party charge
= 9,000 min. x TS-3rd Party rate

Direct Trunked Facility charge
2A = 26 miles x DTF rate x 40%
2B = 26 miles x DTF rate

Direct Trunked Termination charge
2A = 1 termination x DTT rate
2B = 2 termination x DTT rate

Shared Multiplexing – 3rd Party charge
= 9,000 min x SM-3rd Party rate

(N)

(N)

Issued: May 31, 2017

Effective: July 1, 2017

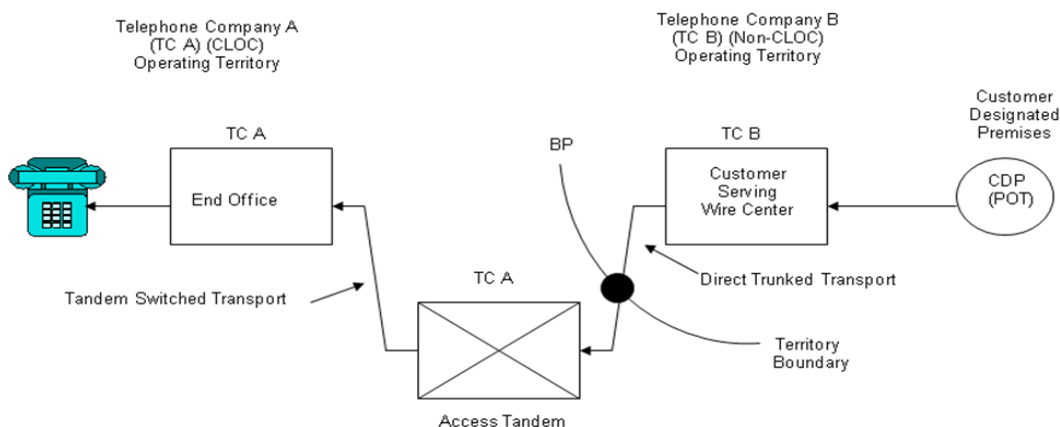
ACCESS SERVICE

- 2. General Regulations (Cont'd)
- 2.4 Payment Arrangements and Credit Allowances (Cont'd)
- 2.4.7 Access Services Provided by More Than One Telephone Company (Cont'd)
 - (B) Meet Point Billing (Cont'd)
 - (3) Determination of Meet Point Billed Local Transport and Channel Mileage Charges (Cont'd)
 - (j) Example 3: Terminating Switched Access – Tandem End Office (See Diagram 3)

- Feature Group D Switched Access is ordered to End Office.
- Terminating End Office and Access Tandem are both owned by a CLOC ILEC (TC-A)
- Assumptions:
 - o TC-A Direct Trunk Transport BP = 40%
 - o TC-B Direct Trunk Transport BP = 60%
 - o Direct Trunk Transport mileage = 26 mi.
 - o Tandem Switched Transport mileage = 23 mi.

(N)

Diagram 3



(N)

NOTICE
THE INFORMATION CONTAINED IN THIS DOCUMENT IS SUBJECT TO CHANGE.
TRANSMITTAL NO. 17-03A

CenturyTel of the Gem State, Inc.
d/b/a CenturyLink
Access Service Catalog No. 3

Issued: May 31, 2017

Effective: July 1, 2017

ACCESS SERVICE

- 2. General Regulations (Cont'd)
- 2.4 Payment Arrangements and Credit Allowances (Cont'd)
- 2.4.7 Access Services Provided by More Than One Telephone Company (Cont'd)
 - (B) Meet Point Billing (Cont'd)
 - (3) Determination of Meet Point Billed Local Transport and Channel Mileage Charges (Cont'd)
 - (j) Example 3: Terminating Switched Access – Tandem End Office (See Diagram 3)

- Telephone Company A charges are:

End Office Charges = 9,000 min. x EO rate

Tandem Switched Facility – End Office charge
= 9,000 min. x 23 mi. x TSF-End Office rate

Tandem Switched Termination – End Office charge
= 2 terminations x 9,000 min. x TST-End Office rate

Tandem Switching – End Office charge
= 9,000 min. x TS-End Office rate

Direct Trunked Facility Charge
= 26 miles x DTF rate x 40%

Direct Trunked Termination charge
= 1 termination x DTT rate

Shared Multiplexing – End Office charge
= 9,000 min x SM-End Office rate

(N)

(N)

Issued: May 31, 2017

Effective: July 1, 2017

ACCESS SERVICE

2. General Regulations (Cont'd)

2.4 Payment Arrangements and Credit Allowances (Cont'd)

2.4.7 Access Services Provided by More Than One Telephone Company (Cont'd)

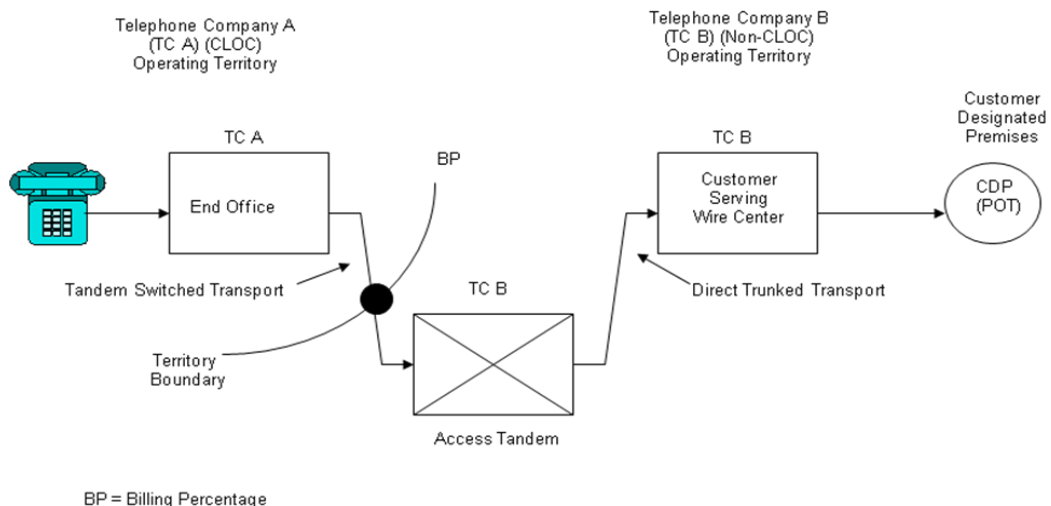
(B) Meet Point Billing (Cont'd)

(3) Determination of Meet Point Billed Local Transport and Channel Mileage Charges (Cont'd)

(k) Example 4 Originating Switched Access - CLOC Owns Only the End Office (See Diagram 4)

- Feature Group D Switched Access is ordered to End Office
- End Office is owned by CLOC (TC-A)
- Access Tandem is owned by a non-CLOC ILEC (TC-B)
- Assumptions:
 - o Direct Trunk Transport mileage = 26 mi.
 - o TC-A Tandem Switched Transport BP = 80%
 - o TC-B Tandem Switched Transport BP = 20%
 - o Tandem Switched Transport mileage = 23 mi.

Diagram 4



NOTICE
THE INFORMATION CONTAINED IN THIS DOCUMENT IS SUBJECT TO CHANGE.
TRANSMITTAL NO. 17-03A

(N)

(N)

CenturyTel of the Gem State, Inc.
d/b/a CenturyLink
Access Service Catalog No. 3

Idaho Public Utilities Commission
Office of the Secretary
ACCEPTED FOR FILING
July 1, 2017
Boise, Idaho

Original Page 2-45.9

Issued: May 31, 2017

Effective: July 1, 2017

ACCESS SERVICE

- 2. General Regulations (Cont'd)
- 2.4 Payment Arrangements and Credit Allowances (Cont'd)
- 2.4.7 Access Services Provided by More Than One Telephone Company (Cont'd)
 - (B) Meet Point Billing (Cont'd)
 - (3) Determination of Meet Point Billed Local Transport and Channel Mileage Charges (Cont'd)
 - (k) Example 4: Originating Switched Access - CLOC Owns Only the End Office (See Diagram 4) (Cont'd)
 - Telephone Company A charges are:
 - End Office charges = 9,000 min. x EO rate
 - Tandem Switched Facility charge
=9,000 min. x 23 mi. x TSF rate x 80%
 - Tandem Switched Termination charge
= 1 termination x 9,000 min. x TST rate

(N)
|
(N)

Issued: May 31, 2017

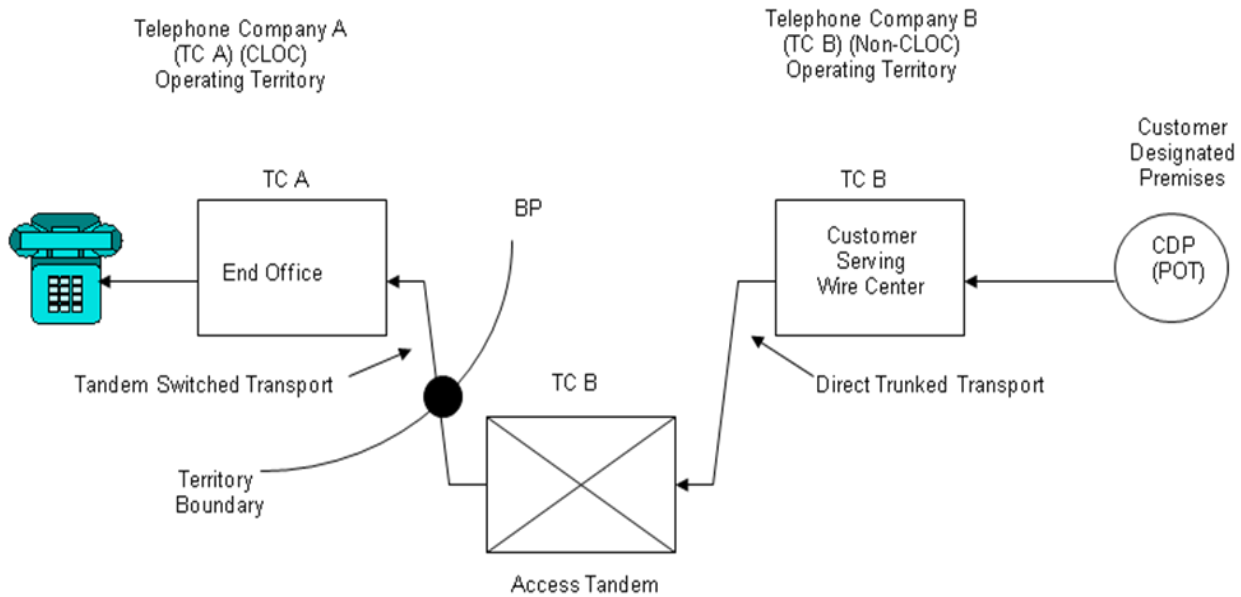
Effective: July 1, 2017

ACCESS SERVICE

- 2. General Regulations (Cont'd)
- 2.4 Payment Arrangements and Credit Allowances (Cont'd)
- 2.4.7 Access Services Provided by More Than One Telephone Company (Cont'd)
 - (B) Meet Point Billing (Cont'd)
 - (3) Determination of Meet Point Billed Local Transport and Channel Mileage Charges (Cont'd)
 - (l) Example 5: Terminating Switched Access – Tandem 3rd Party (See Diagram 5)

- Feature Group D Switched Access is ordered to End Office (N)
- End Office is owned by Telephone Company (CLOC) (TC-A)
- Access Tandem is owned by a non-CLOC ILEC (TC-B)

Diagram 5



BP = Billing Percentage

NOTICE
THE INFORMATION CONTAINED IN THIS DOCUMENT IS SUBJECT TO CHANGE.
TRANSMITTAL NO. 17-03A

CenturyTel of the Gem State, Inc.
d/b/a CenturyLink
Access Service Catalog No. 3

Idaho Public Utilities Commission
Office of the Secretary
ACCEPTED FOR FILING
July 1, 2017
Boise, Idaho

Original Page 2-45.11

Issued: May 31, 2017

Effective: July 1, 2017

ACCESS SERVICE

- 2. General Regulations (Cont'd)
- 2.4 Payment Arrangements and Credit Allowances (Cont'd)
- 2.4.7 Access Services Provided by More Than One Telephone Company (Cont'd)
 - (B) Meet Point Billing (Cont'd)
 - (3) Determination of Meet Point Billed Local Transport and Channel Mileage Charges (Cont'd)
 - (l) Example 5: Terminating Switched Access – Tandem 3rd Party (See Diagram 5) (Cont'd)

- Telephone Company A charges are:

- End Office charges = 9,000 min. x EO rate

- Tandem Switched Facility 3rd Party charge
= 9,000 min. x 23 mi. x TSF-3rd Party rate x 80%

- Tandem Switched Termination 3rd Party charge
= 1 termination x 9,000 min. x TST-3rd Party rate

(N)
|
(N)

NOTICE
THE INFORMATION CONTAINED IN THIS DOCUMENT IS SUBJECT TO CHANGE.
TRANSMITTAL NO. 17-03A

CenturyTel of the Gem State, Inc.
d/b/a CenturyLink
Access Service Catalog No. 3

Issued: May 31, 2013

Effective: July 2, 2013

ACCESS SERVICE

- 2. General Regulations (Cont'd)
- 2.4 Payment Arrangements and Credit Allowances (Cont'd)
- 2.4.7 Access Services Provided by More Than One Telephone Company (Cont'd)
 - (B) Meet Point Billing (Cont'd)
 - (3) Determination of Meet Point Billed Local Transport and Channel Mileage Charges (Cont'd)

- (h) Example - Switched Access (Cont'd)

The following example reflects the rate calculations for TC-A, a Telephone Company participating in this Catalog.

- Assume:

- Airline miles (ALM) TC A premises to TC B Tandem = 22.1, rounded = 23.

- Billing Percentage (BP)
TC A = 80%
TC B = 20%

- Access Minutes (AM) = 9000
Tandem Switched Facility Rate = TSF
Tandem Switched Termination Rate = TST
Tandem Switching Rate = TS
Residual Interconnection Charge = RIC
Carrier Common Line Charge = CCL
End Office Charges = EO

- Telephone Company A charges are:

- Tandem Switched Facility charge = 9,000 min. x 23 mi. x 80% x TSF rate

- Tandem Switched Termination charge = 9,000 min. x TST rate

- Residual Interconnection Charge = 9,000 min. x RIC rate
Carrier Common Line charge = 9,000 min. x CCL rate
End Office Charges = 9,000 min. x EO rates

NOTICE
THE INFORMATION CONTAINED IN THIS DOCUMENT IS SUBJECT TO CHANGE.
TRANSMITTAL NO. 13-01A

**CenturyTel of the Gem State, Inc.
d/b/a CenturyLink
Access Service Catalog No. 3**

**Idaho Public Utilities Commission
Office of the Secretary
ACCEPTED FOR FILING
July 2, 2013
Boise, Idaho**

Original Page 2-47

Issued: May 31, 2013

Effective: July 2, 2013

ACCESS SERVICE

2. General Regulations (Cont'd)

2.5 Connections

Equipment and Systems (i.e., terminal equipment, multiline terminating systems and communications systems) may be connected with Switched, Special Service furnished by the Telephone Company where such connection is made in accordance with the provisions specified in Technical Reference Publication AS No. 1 and in 2.1 preceding.

**NOTICE
THE INFORMATION CONTAINED IN THIS DOCUMENT IS SUBJECT TO CHANGE.
TRANSMITTAL NO. 13-01A**

CenturyTel of the Gem State, Inc.
d/b/a CenturyLink
Access Service Catalog No. 3

Idaho Public Utilities Commission
Office of the Secretary
ACCEPTED FOR FILING
July 2, 2013
Boise, Idaho

Original Page 2-48

Issued: May 31, 2013

Effective: July 2, 2013

ACCESS SERVICE

2. General Regulations (Cont'd)

2.6 Definitions

Certain terms used herein are defined as follows:

Access Code

The term "Access Code", with the exception of Feature Group B (FGB) with an Abbreviated Dial Arrangement (ADA), denotes a uniform access code assigned by the Telephone Company to an individual customer in the form 10XXX or 101XXXX and 950-XXXX. Access codes for FGB with an ADA are explained in 6.9.2 following.

Access Minutes

For the purpose of calculating chargeable usage, the term "Access Minutes" denotes customer usage of exchange facilities in the provision of intrastate service. On the originating end of an intrastate call, usage is measured from the time the originating end user's call is delivered by the Telephone Company to and acknowledged as received by the customer's facilities connected with the originating exchange. On the terminating end of an intrastate call, usage is measured from the time the call is received by the end user in the terminating exchange. Timing of usage at both originating and terminating ends of an intrastate call shall terminate when the calling or called party disconnects, whichever event is recognized first in the originating and terminating exchanges, as applicable.

Access Tandem

The term "Access Tandem" denotes a Telephone Company or centralized equal access provider switching system that provides a concentration and distribution function for originating or terminating traffic between end offices and a customer designated premises.

NOTICE
THE INFORMATION CONTAINED IN THIS DOCUMENT IS SUBJECT TO CHANGE.
TRANSMITTAL NO. 13-01A

CenturyTel of the Gem State, Inc.
d/b/a CenturyLink
Access Service Catalog No. 3

Idaho Public Utilities Commission
Office of the Secretary
ACCEPTED FOR FILING
July 2, 2013
Boise, Idaho

Original Page 2-49

Issued: May 31, 2013

Effective: July 2, 2013

ACCESS SERVICE

2. General Regulations (Cont'd)
2.6 Definitions (Cont'd)

Answer/Disconnect Supervision

The term "Answer/Disconnect Supervision" denotes the transmission of the switch trunk equipment supervisory signal (off-hook or on-hook) to the customer's point of termination as an indication that the called party has answered or disconnected.

Attenuation Distortion

The term "Attenuation Distortion" denotes the difference in loss at specified frequencies relative to the loss at 1004 Hz, unless otherwise specified.

Balance (100 Type) Test Line

The term "Balance (100 Type) Test Line" denotes an arrangement in an end office which provides for balance and noise testing.

Bit

The term "Bit" denotes the smallest unit of information in the binary system of notation.

Business Day

The term "Business Day" denotes the times of day that a company is open for business. Generally, in the business community, these are 8:00 or 9:00 a.m. to 5:00 or 6:00 p.m., respectively, with an hour for lunch, Monday through Friday, resulting in a standard forty (40) hour work week. However, Business Day hours for the Telephone Company may vary based on company policy, union contract and location.

NOTICE
THE INFORMATION CONTAINED IN THIS DOCUMENT IS SUBJECT TO CHANGE.
TRANSMITTAL NO. 13-01A

CenturyTel of the Gem State, Inc.
d/b/a CenturyLink
Access Service Catalog No. 3

Idaho Public Utilities Commission
Office of the Secretary
ACCEPTED FOR FILING
July 2, 2013
Boise, Idaho

Original Page 2-50

Issued: May 31, 2013

Effective: July 2, 2013

ACCESS SERVICE

2. General Regulations (Cont'd)
2.6 Definitions (Cont'd)

Busy Hour Minutes of Capacity (BHMC)

The term "Busy Hour Minutes of Capacity (BHMC)" denotes the customer specified maximum amount of Switched Access Service and/or Directory Assistance Service access minutes the customer expects to be handled in an end office switch during any hour in an 8:00 a.m. to 11:00 p.m. period for the Feature Group and/or Directory Assistance Service ordered. This customer specified BHMC quantity is the input data the Telephone Company uses to determine the number of transmission paths for the Feature Group and/or Directory Assistance Service ordered.

Call

The term "Call" denotes a customer attempt for which complete address information (e.g., 0-, 911, or 10 digits) is provided to the serving dial tone office.

Carrier or Common Carrier

See Interexchange Carrier.

CCS

The term "CCS" denotes a hundred call seconds, which is a standard unit of traffic load that is equal to 100 seconds of usage or capacity of a group of servers (e.g., trunks).

Central Office

See End Office.

NOTICE
THE INFORMATION CONTAINED IN THIS DOCUMENT IS SUBJECT TO CHANGE.
TRANSMITTAL NO. 13-01A

CenturyTel of the Gem State, Inc.
d/b/a CenturyLink
Access Service Catalog No. 3

Idaho Public Utilities Commission
Office of the Secretary
ACCEPTED FOR FILING
July 2, 2013
Boise, Idaho

Original Page 2-51

Issued: May 31, 2013

Effective: July 2, 2013

ACCESS SERVICE

2. General Regulations (Cont'd)
2.6 Definitions (Cont'd)

Central Office Maintenance Technician

The term "Central Office Maintenance Technician" denotes a Telephone Company employee who performs installation and/or repair work, including testing and trouble isolation, within the Telephone Company Central Office.

Central Office Prefix

The term "Central Office Prefix" denotes the first three digits (NXX) of the seven digit telephone number assigned to a customer's Telephone Exchange Service when dialed on a local basis.

Channel(s)

The term "Channel(s)" denotes an electrical or photonic, in the case of fiber optic-based transmission systems, communications path between two or more points of termination.

Channel Service Unit

The term "Channel Service Unit" denotes equipment which performs one or more of the following functions: termination of a digital facility, regeneration of digital signals, detection and/or correction of signal format error, and remote loop back.

Channelize

The term "Channelize" denotes the process of multiplexing- demultiplexing wider bandwidth or higher speed channels into narrower bandwidth or lower speed channels.

Clear Channel Capability

The term "Clear Channel Capability" denotes the ability to transport twenty-four 64 Kbps over a DS1 Mbps High Capacity service via a B8ZS line code format.

C-Message Noise

The term "C-Message Noise" denotes the frequency weighted average noise within an idle voice channel. The frequency weighting, called C-message, is used to simulate the frequency characteristic of the 500-type telephone set and the hearing of the average subscriber.

NOTICE
THE INFORMATION CONTAINED IN THIS DOCUMENT IS SUBJECT TO CHANGE.
TRANSMITTAL NO. 13-01A

CenturyTel of the Gem State, Inc.
d/b/a CenturyLink
Access Service Catalog No. 3

Idaho Public Utilities Commission
Office of the Secretary
ACCEPTED FOR FILING
July 2, 2013
Boise, Idaho

Original Page 2-52

Issued: May 31, 2013

Effective: July 2, 2013

ACCESS SERVICE

2. General Regulations (Cont'd)
2.6 Definitions (Cont'd)

C-Notched Noise

The term "C-Notched Noise" denotes the C-message frequency weighted noise on a voice channel with a holding tone, which is removed at the measuring end through a notch (very narrow band) filter.

Common Channel Signaling

The term "Common Channel Signaling" (CCS) denotes a high speed packet switched communications network which is separate (out of band) from the public packet switched and message networks. Its purpose is to carry addressed signaling messages for individual trunk circuits and/or database related services between Signaling Points in the CCS network.

Common Line

The term "Common Line" denotes a line, trunk, pay telephone line or other facility provided under the general and/or local exchange service catalogs of the Telephone Company, terminated on a central office switch. A common line-residence is a line or trunk provided under the residence regulations of the general and/or local exchange service catalogs. A common line-business is a line provided under the business regulations of the general and/or local exchange service catalogs.

Communications System

The term "Communications System" denotes channels and other facilities which are capable of communications between terminal equipment provided by other than the Telephone Company.

Customer(s)

The term "Customer(s)" denotes any individual, partnership, association, joint-stock company, trust, corporation, or governmental entity or other entity which subscribes to the services offered under this catalog, including both Interexchange Carriers (ICs) and End Users.

NOTICE
THE INFORMATION CONTAINED IN THIS DOCUMENT IS SUBJECT TO CHANGE.
TRANSMITTAL NO. 13-01A

CenturyTel of the Gem State, Inc.
d/b/a CenturyLink
Access Service Catalog No. 3

Idaho Public Utilities Commission
Office of the Secretary
ACCEPTED FOR FILING
July 2, 2013
Boise, Idaho

Original Page 2-53

Issued: May 31, 2013

Effective: July 2, 2013

ACCESS SERVICE

2. General Regulations (Cont'd)
2.6 Definitions (Cont'd)

Customer Designated Premises

The term "Customer Designated Premises" denotes the premises specified by the customer for the provision of Access Service.

Data Transmission (107 Type) Test Line

The term "Data Transmission (107 Type) Test Line" denotes an arrangement which provides for a connection to a signal source which provides test signals for one-way testing of data and voice transmission parameters.

Decibel

The term "Decibel" denotes a unit used to express relative difference in power, usually between acoustic or electric signals, equal to ten (10) times the common logarithm of the ratio of two signal powers.

Decibel Reference Noise C-Message Weighting

The term "Decibel Reference Noise C-Message Weighting" denotes noise power measurements with C-Message Weighting in decibels relative to a reference 1000 Hz tone of 90 dB below 1 milliwatt.

Decibel Reference Noise C-Message Referenced to 0

The term "Decibel Reference Noise C-Message Referenced to 0" denotes noise power in "Decibel Reference Noise C-Message Weighting" referred to or measured at a zero transmission level point.

Detail Billing

The term "Detail Billing" denotes the listing of each message and/or rate element for which charges to a customer are due on a bill prepared by the Telephone Company.

Digital Switched 56 Service

A switched access optional feature available with Feature Group C and Feature Group D Access, which provides for data transmission at up to 56 kilobits per second.

NOTICE
THE INFORMATION CONTAINED IN THIS DOCUMENT IS SUBJECT TO CHANGE.
TRANSMITTAL NO. 13-01A

CenturyTel of the Gem State, Inc.
d/b/a CenturyLink
Access Service Catalog No. 3

Issued: May 31, 2013

Effective: July 2, 2013

ACCESS SERVICE

2. General Regulations (Cont'd)
2.6 Definitions (Cont'd)

Direct-Trunked Transport

The term "Direct-Trunked Transport" denotes transport from the serving wire center to the end office or from the serving wire center to the access tandem on circuits dedicated to the use of a single customer.

Dual Tone Multifrequency Address Signaling

The term "Dual Tone Multifrequency Address Signaling" denotes a type of signaling that is an optional feature of Switched Access Feature Group A. It may be utilized when Feature Group A is being used in the terminating direction (from the point of termination with the customer to the local exchange end office). An office arranged for Dual Tone Multifrequency Signaling would expect to receive address signals from the customer in the form of Dual Tone Multifrequency signals.

Echo Control

The term "Echo Control" denotes the control of reflected signals in a telephone transmission path.

Echo Path Loss

The term "Echo Path Loss" denotes the measure of reflected signal at a 4-wire point of interface without regard to the send and receive Transmission Level Point.

Echo Return Loss

The term "Echo Return Loss" denotes a frequency weighted measure of return loss over the middle of the voiceband (approximately 500 to 2500 Hz), where talker echo is most annoying.

CenturyTel of the Gem State, Inc.
d/b/a CenturyLink
Access Service Catalog No. 3

Idaho Public Utilities Commission
Office of the Secretary
ACCEPTED FOR FILING
July 2, 2013
Boise, Idaho

Original Page 2-55

Issued: May 31, 2013

Effective: July 2, 2013

ACCESS SERVICE

2. General Regulations (Cont'd)
2.6 Definitions (Cont'd)

Effective 2-Wire

The term "Effective 2-Wire" denotes a condition which permits the simultaneous transmission in both directions over a channel, but it is not possible to insure independent information transmission in both directions. Effective 2-wire channels may be terminated with 2-wire or 4-wire interfaces.

Effective 4-Wire

The term "Effective 4-Wire" denotes a condition which permits the simultaneous independent transmission of information in both directions over a channel. The method of implementing effective 4-wire transmission is at the discretion of the Telephone Company (physical, time domain, frequency-domain separation or echo cancellation techniques). Effective 4-wire channels may be terminated with a 2-wire interface at the customer's premises. However, when terminated 2-wire, simultaneous independent transmission cannot be supported because the two wire interface combines the transmission paths into a single path.

End Office

The term "End Office" denotes a local Telephone Company switching system where Telephone Exchange Service customer station loops are terminated for purposes of interconnection to each other and to trunks. This term includes Remote Switching Modules/Systems served by a Host Central Office in a different wire center.

End User

The term "End User" means any customer of an intrastate telecommunications service that is not a carrier, except that a carrier other than a telephone company shall be deemed to be an "end user" when such carrier uses a telecommunications service for administrative purposes, and a person or entity that offers telecommunications service exclusively as a reseller shall be deemed to be an "end user" if all resale transmissions offered by such reseller originate on the premises of such reseller.

NOTICE
THE INFORMATION CONTAINED IN THIS DOCUMENT IS SUBJECT TO CHANGE.
TRANSMITTAL NO. 13-01A

CenturyTel of the Gem State, Inc.
d/b/a CenturyLink
Access Service Catalog No. 3

Issued: May 31, 2013

Effective: July 2, 2013

ACCESS SERVICE

- 2. General Regulations (Cont'd)
- 2.6 Definitions (Cont'd)

Enhanced Service

Services offered which employ computer processing applications that act on the format, content, code, protocol or similar aspects of the subscriber's transmitted information; provide the subscriber additional, different, or restructured information; or involve subscriber interaction with stored information.

Entrance Facility

The term "Entrance Facility" denotes a Switched Access Service dedicated Local Transport facility between the customer's serving wire center and the customer designated premises.

Entry Switch

See First Point of Switching.

Envelope Delay Distortion

The term "Envelope Delay Distortion" denotes a measure of the linearity of the phase versus frequency of a channel.

Equal Level Echo Path Loss

The term "Equal Level Echo Path Loss" (ELEPL) denotes the measure of Echo Path Loss (EPL) at a 4-wire interface which is corrected by the difference between the send and receive Transmission Level Point (TLP). [ELEPL = EPL - TLP (send) + TLP (receive)].

CenturyTel of the Gem State, Inc.
d/b/a CenturyLink
Access Service Catalog No. 3

Idaho Public Utilities Commission
Office of the Secretary
ACCEPTED FOR FILING
July 2, 2013
Boise, Idaho

Original Page 2-57

Issued: May 31, 2013

Effective: July 2, 2013

ACCESS SERVICE

2. General Regulations (Cont'd)
- 2.6 Definitions (Cont'd)

Exchange

The term "Exchange" denotes a unit generally smaller than a local access and transport area, established by the Telephone Company for the administration of communications service in a specified area which usually embraces a city, town or village and its environs. It consists of one or more central offices together with the associated facilities used in furnishing communications service within that area. The exchange includes any Extended Area Service area that is an enlargement of a Telephone Company's exchange area to include nearby exchanges. One or more designated exchanges comprise a given local access and transport area.

Exit Message

The term "Exit Message" denotes an SS7 message sent to an end office by the Telephone Company's tandem switch to mark the Carrier Connect Time when the Telephone Company's tandem switch sends an Initial Address Message to an interexchange customer.

NOTICE
THE INFORMATION CONTAINED IN THIS DOCUMENT IS SUBJECT TO CHANGE.
TRANSMITTAL NO. 13-01A

CenturyTel of the Gem State, Inc.
d/b/a CenturyLink
Access Service Catalog No. 3

Idaho Public Utilities Commission
Office of the Secretary
ACCEPTED FOR FILING
July 2, 2013
Boise, Idaho

Original Page 2-58

Issued: May 31, 2013

Effective: July 2, 2013

ACCESS SERVICE

- 2. General Regulations (Cont'd)
- 2.6 Definitions (Cont'd)

Expected Measured Loss

The term "Expected Measured Loss" denotes a calculated loss which specifies the end-to-end 1004-Hz loss on a terminated test connection between two readily accessible manual or remote test points. It is the sum of the inserted connection loss and test access loss including any test pads.

Extended Area Service

See Exchange.

First Point of Switching

The term "First Point of Switching" denotes the first Telephone Company or centralized equal access provider location at which switching occurs on the terminating path of a call proceeding from the customer designated premises to the terminating end office and, at the same time, the last Telephone Company or centralized equal access provider location at which switching occurs on the originating path of a call proceeding from the originating end office to the customer designated premises.

NOTICE
THE INFORMATION CONTAINED IN THIS DOCUMENT IS SUBJECT TO CHANGE.
TRANSMITTAL NO. 13-01A

CenturyTel of the Gem State, Inc.
d/b/a CenturyLink
Access Service Catalog No. 3

Idaho Public Utilities Commission
Office of the Secretary
ACCEPTED FOR FILING
July 2, 2013
Boise, Idaho

Original Page 2-59

Issued: May 31, 2013

Effective: July 2, 2013

ACCESS SERVICE

2. General Regulations (Cont'd)
2.6 Definitions (Cont'd)

Frequency Shift

The term "Frequency Shift" denotes the change in the frequency of a tone as it is transmitted over a channel.

Grandfathered

The term "Grandfathered" denotes Terminal Equipment, Multiline Terminating Systems and Protective Circuitry directly connected to the facilities utilized to provide services under the provisions of this catalog, and which are considered grandfathered under Part 68 of the F.C.C.'s Rules and Regulations.

Host Central Office

The term "Host Central Office" denotes an electronic local Telephone Company End Office where Telephone Exchange Service customer station loops are terminated for purposes of interconnection to each other and to trunks. Additionally, this type of End Office contains the central call processing functions which service itself and its Remote Switching Modules/Systems.

Hub

The term "Hub" denotes a wire center at which bridging or multiplexing functions are performed for customers served out of any wire center.

NOTICE
THE INFORMATION CONTAINED IN THIS DOCUMENT IS SUBJECT TO CHANGE.
TRANSMITTAL NO. 13-01A

CenturyTel of the Gem State, Inc.
d/b/a CenturyLink
Access Service Catalog No. 3

Idaho Public Utilities Commission
Office of the Secretary
ACCEPTED FOR FILING
July 2, 2013
Boise, Idaho

Original Page 2-60

Issued: May 31, 2013

Effective: July 2, 2013

ACCESS SERVICE

2. General Regulations (Cont'd)
2.6 Definitions (Cont'd)

Immediately Available Funds

The term "Immediately Available Funds" denotes a corporate or personal check drawn on a bank account and funds which are available for use by the receiving party on the same day on which they are received and include U.S. Federal Reserve bank wire transfers, U.S. Federal Reserve notes (paper cash), U.S. coins, U.S. Postal Money Orders and New York Certificates of Deposit.

Impedance Balance

The term "Impedance Balance" denotes the method of expressing Echo Return Loss and Singing Return Loss at a 4-wire interface whereby the gains and/or loss of the 4-wire portion of the transmission path, including the hybrid, are not included in the specification.

Impulse Noise

The term "Impulse Noise" denotes any momentary occurrence of the noise on a channel over a specified level threshold. It is evaluated by counting the number of occurrences which exceed the threshold.

Individual Case Basis ("ICB")

The term "Individual Case Basis" denotes a condition in which the regulations, if applicable, rates and charges for an offering under the provisions of this catalog are developed based on the circumstances in each case.

Initial Address Message

The term "Initial Address Message" denotes an SS7 message sent in the forward direction to initiate trunk set up, reserve an outgoing trunk and process the information about that trunk along with other data relating to the routing and handling of the call to the next switch.

Inserted Connection Loss

The term "Inserted Connection Loss" denotes the 1004 Hz power difference (in dB) between the maximum power available at the originating end and the actual power reaching the terminating end through the inserted connection.

NOTICE
THE INFORMATION CONTAINED IN THIS DOCUMENT IS SUBJECT TO CHANGE.
TRANSMITTAL NO. 13-01A

CenturyTel of the Gem State, Inc.
d/b/a CenturyLink
Access Service Catalog No. 3

Idaho Public Utilities Commission
Office of the Secretary
ACCEPTED FOR FILING
July 2, 2013
Boise, Idaho

Original Page 2-61

Issued: May 31, 2013

Effective: July 2, 2013

ACCESS SERVICE

2. General Regulations (Cont'd)
2.6 Definitions (Cont'd)

Installation and Repair Technician

The term "Installation and Repair Technician" denotes a Telephone Company employee who performs installation and/or repair work, including testing and trouble isolation, outside of the Telephone Company Central Office and generally at the customer designated premises.

Interexchange Carrier (IC) or Interexchange Common Carrier

The terms "Interexchange Carrier" (IC) or "Interexchange Common Carrier" denotes any individual, partnership, association, joint-stock company, trust, governmental entity or corporation engaged for hire in interstate or foreign communication by wire or radio, between two or more exchanges.

Intermediate Hub

The term "Intermediate Hub" denotes a wire center at which bridging or multiplexing functions are performed only for customers served by that wire center and wire centers that subtend the hub, as specified in National Exchange Carrier Association, Inc. Tariff F.C.C. No. 4.

Intermodulation Distortion

The term "Intermodulation Distortion" denotes a measure of the nonlinearity of a channel. It is measured using four tones, and evaluating the ratios (in dB) of the transmitted composite four-tone signal power to the second-order products of the tones (R2), and the third-order products of the tones (R3).

Interstate Communications

The term "Interstate Communications" denotes both interstate and foreign communications.

Intrastate Communications

The term "Intrastate Communications" denotes any communications within a state subject to oversight by a state regulatory commission as provided by the laws of the state involved.

NOTICE
THE INFORMATION CONTAINED IN THIS DOCUMENT IS SUBJECT TO CHANGE.
TRANSMITTAL NO. 13-01A

CenturyTel of the Gem State, Inc.
d/b/a CenturyLink
Access Service Catalog No. 3

Idaho Public Utilities Commission
Office of the Secretary
ACCEPTED FOR FILING
July 2, 2013
Boise, Idaho

Original Page 2-62

Issued: May 31, 2013

Effective: July 2, 2013

ACCESS SERVICE

2. General Regulations (Cont'd)
2.6 Definitions (Cont'd)

Legal Holiday

The term "Legal Holiday" denotes days other than Saturday or Sunday for which the Telephone Company is normally closed. These include New Year's Day, Independence Day, Thanksgiving Day, Christmas Day and a day when Washington's Birthday, Memorial Day or Columbus Day is legally observed and other locally observed holidays when the Telephone Company is closed.

Line Side Connection

The term "Line Side Connection" denotes a connection of a transmission path to the line side of a local exchange switching system.

Local Access and Transport Area (LATA)

The term "Local Access and Transport Area" denotes a geographic area established for the provision and administration of communications service. It encompasses one or more designated exchanges, which are grouped to serve common social, economic and other purposes.

Local Area Network

The term "Local Area Network" denotes a network permitting the interconnection and intercommunication of a group of computers.

Loss Deviation

The term "Loss Deviation" denotes the variation of the actual loss from the designed value.

Major Fraction Thereof

The term "Major Fraction Thereof" denotes any period of time in excess of ½ of the stated amount of time. As an example, in considering a period of 24 hours, a major fraction thereof would be any period of time in excess of 12 hours exactly. Therefore, if a given service is interrupted for a period of thirty-six hours and fifteen minutes, the customer would be given a credit allowance for two twenty-four hour periods for a total of forty-eight hours.

Message

The term "Message" denotes a "call" as defined preceding.

NOTICE
THE INFORMATION CONTAINED IN THIS DOCUMENT IS SUBJECT TO CHANGE.
TRANSMITTAL NO. 13-01A

Issued: June 10, 2021

ACCESS SERVICE

2. General Regulations (Cont'd)
2.6 Definitions (Cont'd)

Milliwatt (102 Type) Test Line - The term "Milliwatt (102 Type) Test Line" denotes an arrangement in an end office which provides a 1004 Hz tone at 0 dBm0 for one-way transmission measurements towards the customer's premises from the Telephone Company end office.

Mobile Telephone Switching Office (MTSO) -The term "Mobile Telephone Switching Office" (MTSO) denotes the switching facility used by a Commercial Mobile Radio Service provider in performing originating and terminating switching functions for calls exchanged between their customers, the Telephone Company customers, Interexchange Carriers and Independent Telephone Company customers.

Network Control Signaling - The term "Network Control Signaling" denotes the transmission of signals used in the telecommunications system which perform functions such as supervision (control, status, and charge signals), address signaling (e.g., dialing), calling and called number identifications, rate of flow, service selection error control and audible tone signals (call progress signals indicating re-order or busy conditions, alerting, coin denominations, coin collect and coin return tones) to control the operation of the telecommunications system.

Non-Toll Free - All calls that are not toll free (8YY) as established by the FCC's 8YY Access Charge Reform Order (FCC 20-143) released on October 9, 2020.

(N)
(N)

Nonsynchronous Test Line - The term "Nonsynchronous Test Line" denotes an arrangement in step- by-step end offices which provides operational tests which are not as complete as those provided by the synchronous test lines, but can be made more rapidly.

North American Numbering Plan - The term "North American Numbering Plan" denotes a three-digit area code (Numbering Plan Area - NPA) and a seven-digit telephone number made up of a three-digit Central Office prefix plus a four-digit station number.

Off-hook - The term "Off-hook" denotes the active condition of Switched Access or a Telephone Exchange Service line.

ID2021-09

CenturyTel of the Gem State, Inc.
d/b/a CenturyLink
Access Service Catalog No. 3

Idaho Public Utilities Commission
Office of the Secretary
ACCEPTED FOR FILING
July 2, 2013
Boise, Idaho

Original Page 2-64

Issued: May 31, 2013

Effective: July 2, 2013

ACCESS SERVICE

2. General Regulations (Cont'd)
2.6 Definitions (Cont'd)

On-hook

The term "On-hook" denotes the idle condition of Switched Access or a Telephone Exchange Service line.

Open Circuit Test Line

The term "Open Circuit Test Line" denotes an arrangement in an end office which provides an ac open circuit termination of a trunk or line by means of an inductor of several Henries.

Originating Direction

The term "Originating Direction" denotes the use of access service for the origination of calls from an End User Premises to an IC Premises.

Pay Telephone

The term "Pay Telephone" denotes a coin or coinless instrument provided in a public or semipublic place where Payphone Service Provider customers can originate telephonic communications and pay the applicable charges by (1) inserting coins into the equipment, or (2) using a credit card, or (3) third party billing the call or (4) calling collect.

Payphone Service Provider

The term "Payphone Service Provider" denotes an entity that provides pay telephone service, which is the provision of public, semi-public or inmate pay telephone service.

Phase Jitter

The term "Phase Jitter" denotes the unwanted phase variations of a signal.

Point of Termination

The term "Point of Termination" denotes the point of demarcation within a customer-designated premises at which the Telephone Company's responsibility for the provision of Access Service ends.

Premises

The term "Premises" denotes a building or buildings on continuous property (except Railroad Right-of-Way, etc.) not separated by a public highway.

NOTICE
THE INFORMATION CONTAINED IN THIS DOCUMENT IS SUBJECT TO CHANGE.
TRANSMITTAL NO. 13-01A

CenturyTel of the Gem State, Inc.
d/b/a CenturyLink
Access Service Catalog No. 3

Idaho Public Utilities Commission
Office of the Secretary
ACCEPTED FOR FILING
July 2, 2013
Boise, Idaho

Original Page 2-65

Issued: May 31, 2013

Effective: July 2, 2013

ACCESS SERVICE

2. General Regulations (Cont'd)
2.6 Definitions (Cont'd)

Release Message

The term "Release Message" denotes an SS7 message sent in either direction to indicate that a specific circuit is being released.

Remote Switching Modules/Systems

The term "Remote Switching Modules/Systems" denotes small, remotely controlled electronic end office switches which obtain their call processing capability from an electronic Host Central Office. The Remote Switching Modules/Systems cannot accommodate direct trunks to an IC.

Return Loss

The term "Return Loss" denotes a measure of the similarity between the two impedances at the junction of two transmission paths. The higher the return loss, the higher the similarity.

Registered Equipment

The term "Registered Equipment" denotes the customer's premises equipment which complies with and has been approved within the Registration Provisions of Part 68 of the F.C.C.'s Rules and Regulations.

NOTICE
THE INFORMATION CONTAINED IN THIS DOCUMENT IS SUBJECT TO CHANGE.
TRANSMITTAL NO. 13-01A

CenturyTel of the Gem State, Inc.
d/b/a CenturyLink
Access Service Catalog No. 3

Idaho Public Utilities Commission
Office of the Secretary
ACCEPTED FOR FILING
July 2, 2013
Boise, Idaho

Original Page 2-66

Issued: May 31, 2013

Effective: July 2, 2013

ACCESS SERVICE

2. General Regulations (Cont'd)
2.6 Definitions (Cont'd)

Service Access Code

The term "Service Access Code" denotes a 3 digit code in the NPA format which is used as the first three digits of a 10 digit address and which is assigned for special network uses. Whereas NPA codes are normally used for identifying specific geographical areas, certain Service Access Codes have been allocated in the North American Numbering Plan to identify generic services or to provide access capability. Examples of Service Access Codes include the 800 and 900 codes.

Service Switching Point (SSP)

The term "Service Switching Point" denotes an end office or tandem which, in addition to having SS7 and SP capabilities, is also equipped to query centralized data bases.

Serving Wire Center

The term "Serving Wire Center" denotes the wire center from which the customer designated premises would normally obtain dial tone from the Telephone Company.

Seven Digit Manual Test Line

The term "Seven Digit Manual Test Line" denotes an arrangement which allows the Customer to select balance, milliwatt and synchronous test lines by manually dialing a seven digit number over the associated access connection.

Shortage of Facilities or Equipment

The term "Shortage of Facilities or Equipment" denotes a condition which occurs when the Telephone Company does not have appropriate cable, switching capacity, bridging or, multiplexing equipment, etc., necessary to provide the Access Service requested by the customer.

NOTICE
THE INFORMATION CONTAINED IN THIS DOCUMENT IS SUBJECT TO CHANGE.
TRANSMITTAL NO. 13-01A

CenturyTel of the Gem State, Inc.
d/b/a CenturyLink
Access Service Catalog No. 3

Idaho Public Utilities Commission
Office of the Secretary
ACCEPTED FOR FILING
July 2, 2013
Boise, Idaho

Original Page 2-67

Issued: May 31, 2013

Effective: July 2, 2013

ACCESS SERVICE

2. General Regulations (Cont'd)
2.6 Definitions (Cont'd)

Short Circuit Test Line

The term "Short Circuit Test Line" denotes an arrangement in an end office which provides for an ac short circuit termination of a trunk or line by means of a capacitor of at least four microfarads.

Signal-to-C-Notched Noise Ratio

The term "Signal-to-C-Notched Noise Ratio" denotes the ratio in dB of a test signal to the corresponding C-Notched Noise.

Signaling Point (SP)

The term "Signaling Point (SP)" denotes an SS7 network interface element capable of originating and terminating SS7 trunk signaling messages.

Signaling Point of Interface (SPOI)

The term "Signaling Point of Interface (SPOI)" denotes the customer designated location where the SS7 signaling information is exchanged between the Telephone Company and the customer.

Signaling Return Loss

The term "Signaling Return Loss" denotes the frequency weighted measure of return loss at the edges of the voiceband (200 to 500 Hz and 2500 to 3200 Hz), where signing (instability) problems are most likely to occur.

Signaling System 7 (SS7)

The term "Signaling System 7 (SS7)" denotes the layered protocol used for standardized common channel signaling in the United States and Puerto Rico.

Signal Transfer Point (STP)

The term "Signal Transfer Point (STP)" denotes a packet switch which provides access to the Telephone Company's SS7 network and performs SS7 message signal routing and screening.

Signal Transfer Point (STP) Port

The term "Signal Transfer Point (STP) Port" denotes the point of termination and interconnection to the STP.

NOTICE
THE INFORMATION CONTAINED IN THIS DOCUMENT IS SUBJECT TO CHANGE.
TRANSMITTAL NO. 13-01A

CenturyTel of the Gem State, Inc.
d/b/a CenturyLink
Access Service Catalog No. 3

Idaho Public Utilities Commission
Office of the Secretary
ACCEPTED FOR FILING
July 2, 2013
Boise, Idaho

Original Page 2-68

Issued: May 31, 2013

Effective: July 2, 2013

ACCESS SERVICE

2. General Regulations (Cont'd)
2.6 Definitions (Cont'd)

Subtending End Office of an Access Tandem

The term "Subtending End Office of an Access Tandem" denotes an end office that has final trunk group routing through that tandem.

Super Intermediate Hub

The term "Super Intermediate Hub" denotes a wire center at which bridging or multiplexing functions are performed for Customers served by all wire centers in the LATA. A Super Intermediate Hub can be restricted to one or more designated NPAs within a LATA and/or to wire centers that are owned by the same telephone company as the hub. Super Intermediate Hubs and the wire centers they serve are identified in National Exchange Carrier Association, Inc. Tariff F.C.C. No. 4.

Synchronous Test Line

The term "Synchronous Test Line" denotes an arrangement in an end office which performs marginal operational tests of supervisory and ring-tripping functions.

Tandem Switched Transport

The term "Tandem Switched Transport" denotes transport from the tandem to the end office, that is switched at a tandem.

NOTICE
THE INFORMATION CONTAINED IN THIS DOCUMENT IS SUBJECT TO CHANGE.
TRANSMITTAL NO. 13-01A

Issued: June 10, 2021

ACCESS SERVICE

2. General Regulations (Cont'd)
2.6 Definitions (Cont'd)

Terminating Direction

The term "Terminating Direction" denotes the use of Access Service for the completion of calls from an IC premises to an End User Premises.

Terminus Hub

The term "Terminus Hub" denotes a wire center at which bridging or multiplexing functions are performed only for Customers served directly by the same wire center.

Throughput

The term "Throughput" denotes the number of data bits successfully transferred in one direction per unit of time.

Toll Free Code (TFC)

The term "Toll Free Code" denotes a three-digit Numbering Plan Area (NPA) or Area Code that is specifically assigned by the Telecommunications industry for use by Telecommunications Service Providers in the provision of telephone numbers that, unlike traditional telephone numbers and calls, when dialed are toll free to the originating caller. The specific codes assigned and used, or reserved for use, for this purpose are 800, 822, 833, 844, 855, 866, 877, and 888.

(N)
|
(N)

Toll VoIP-PSTN Traffic

The term "Toll VoIP-PSTN Traffic" denotes a customer's interexchange voice traffic exchanged with the Telephone Company in Time Division Multiplexing format over PSTN facilities, which originates and/or terminates in Internet Protocol (IP) format. "Toll VoIP-PSTN Traffic" originates and/or terminates in IP format when it originates from and/or terminates to an end user customer of a service that requires IP-compatible customer premises equipment.

Transmission Measuring (105 Type) Test Line/Responder

The term "Transmission Measuring (105 Type) Test Line/ Responder" denotes an arrangement in an end office which provides far-end access to a responder and permits two-way loss and noise measurements to be made on trunks from a near end office.

CenturyTel of the Gem State, Inc.
d/b/a CenturyLink
Access Service Catalog No. 3

Idaho Public Utilities Commission
Office of the Secretary
ACCEPTED FOR FILING
July 2, 2013
Boise, Idaho

Original Page 2-70

Issued: May 31, 2013

Effective: July 2, 2013

ACCESS SERVICE

2. General Regulations (Cont'd)
2.6 Definitions (Cont'd)

Transmission Path

The term "Transmission Path" denotes an electrical path capable of transmitting signals within the range of the service offering, e.g., a voice grade transmission path is capable of transmitting voice frequencies within the approximate range of 300 to 3000 Hz. A transmission path is comprised of physical or derived facilities consisting of any form or configuration of plant typically used in the telecommunications industry.

Trunk

The term "Trunk" denotes a communications path connecting two switching systems in a network, used in the establishment of an end-to-end connection.

Trunk Group

The term "Trunk Group" denotes a set of trunks which are traffic engineered as a unit for the establishment of connections between switching systems in which all of the communications paths are interchangeable.

Trunk Side Connection

The term "Trunk Side Connection" denotes the connection of a transmission path to the trunk side of a local exchange switching system.

Two-Wire to Four-Wire Conversion

The term "Two-Wire to Four-Wire Conversion" denotes an arrangement which converts a four-wire transmission path to a two-wire transmission path to allow a four-wire facility to terminate in a two-wire entity (e.g., a central office switch).

NOTICE
THE INFORMATION CONTAINED IN THIS DOCUMENT IS SUBJECT TO CHANGE.
TRANSMITTAL NO. 13-01A

CenturyTel of the Gem State, Inc.
d/b/a CenturyLink
Access Service Catalog No. 3

Idaho Public Utilities Commission
Office of the Secretary
ACCEPTED FOR FILING
July 2, 2013
Boise, Idaho

Original Page 2-71

Issued: May 31, 2013

Effective: July 2, 2013

ACCESS SERVICE

2. General Regulations (Cont'd)
2.6 Definitions (Cont'd)

V and H Coordinates Method

The term "V and H Coordinates Method" denotes a method of computing airline miles between two points by utilizing an established formula which is based on the vertical and horizontal coordinates of the two points.

WATS Serving Office

The term "WATS Serving Office" denotes a Telephone Company designated serving wire center where switching, screening and/or recording functions are performed in connection with the closed-end of WATS or WATS-type services.

Wireless Switching Center

The term "Wireless Switching Center" (WSC) denotes a Wireless Service Provider (WSP) switching system that is used to terminate wireless stations for purposes of interconnection to each other and to trunks interfacing with the public switched network.

Wire Center

The term "Wire Center" denotes a building in which one or more central offices, used for the provision of Telephone Exchange Services, are located.

NOTICE
THE INFORMATION CONTAINED IN THIS DOCUMENT IS SUBJECT TO CHANGE.
TRANSMITTAL NO. 13-01A

CenturyTel of the Gem State, Inc.
d/b/a CenturyLink
Access Service Catalog No. 3

1st Revised Page 3-1
Cancels Original Page 3-1
Effective: May 1, 2021

Issued: April 20, 2021

ACCESS SERVICE

3. Carrier Common Line Access Service

The Telephone Company will provide Carrier Common Line Access Service (Carrier Common Line Access) to customers in conjunction with Switched Access Service provided in Section 6. of this catalog or the appropriate Switched Access Service section of other Access Service catalogs.

3.1 General Description

Carrier Common Line Access provides for the use of end users' Telephone Company provided common lines by customers for access to such end users to furnish Intrastate Communications.

3.2 Limitations

3.2.1 Exclusions

Neither a telephone number nor detail billing are provided with Carrier Common Line Access. Additionally, directory listings and intercept arrangements are not included in the rates and charges for Carrier Common Line Access.

3.2.2 Access Groups

All line side connections provided in the same access group will be limited to the same features and operating characteristics.

All trunk side connections provided in the same access group will be limited to the same features and operating characteristics.

3.2.3 WATS Access Lines [1]

(C)

Where Switched Access Services are connected with Special Access Services at Telephone Company Designated WATS Serving Offices for the provision of WATS or WATS-type Services, Switched Access Service minutes which are carried on that end of the service (i.e., originating minutes for outward WATS and WATS-type services and terminating minutes for inward WATS and WATS-type services) shall not be assessed Carrier Common Line Access per minute charges with the following exception. Carrier Common Line Access per minute charges shall apply when Feature Group A or Feature Group B switched access is ordered from a non equal access telephone company office that does not have measurement capabilities and the assumed average access minutes, as set forth in the exchange carrier's access catalog, are used.

[1] **Effective May 1, 2021 WATS Access Lines are grandfathered. Availability to current customers is limited to circuits in service at existing locations.**

(N)
(N)

ID2021-04

NOTICE
THE INFORMATION CONTAINED IN THIS DOCUMENT IS SUBJECT TO CHANGE.
TRANSMITTAL NO. 21-03

Idaho Public Utilities Commission
Office of the Secretary
ACCEPTED FOR FILING
May 1, 2021
Boise, Idaho

CenturyTel of the Gem State, Inc.
d/b/a CenturyLink
Access Service Catalog No. 3

Issued: May 31, 2013

Effective: July 2, 2013

ACCESS SERVICE

3. Carrier Common Line Access Service (Cont'd)

3.3 Undertaking of the Telephone Company

3.3.1 Provision of Service

Where the customer is provided Switched Access Service under other sections of this or other Access Service catalogs, the Telephone Company will provide the use of Telephone Company common lines by a customer for access to end users at rates and charges as set forth in Section 17 following.

3.3.2 Interstate and Intrastate Use

The Switched Access Service provided by the Telephone Company includes the Switched Access Service provided for both interstate and intrastate communications. The Carrier Common Line Access rates and charges as set forth in Section 17 following apply to intrastate Switched Access Service access minutes in accordance with the rate regulations as set forth in 3.8.4 following (Percent Intrastate Use - PIU).

3.4 Obligations of the Customer

3.4.1 Switched Access Service Requirement

The Switched Access Service associated with Carrier Common Line Access shall be ordered by the customer under other sections of this catalog.

3.4.2 Supervision

The customer facilities at the premises of the ordering customer shall provide the necessary on-hook and off-hook supervision.

CenturyTel of the Gem State, Inc.
d/b/a CenturyLink
Access Service Catalog No. 3

Idaho Public Utilities Commission
Office of the Secretary
ACCEPTED FOR FILING
July 2, 2013
Boise, Idaho

Original Page 3-3

Issued: May 31, 2013

Effective: July 2, 2013

ACCESS SERVICE

3. Carrier Common Line Access Service (Cont'd)

3.5 Determination of Usage Subject to Carrier Common Line Access Charges

Except as set forth herein, all Switched Access Service provided to the customer will be subject to Carrier Common Line Access charges.

3.5.1 Determination of Jurisdiction

When the customer reports interstate and intrastate use of Switched Access Service, the associated Carrier Common Line Access used by the customer for interstate will be determined as set forth in 3.8.4 following (Percent Intrastate Use-PIU).

3.5.2 Cases Involving Usage Recording By the Customer

Where Feature Group C end office switching is provided without Telephone Company recording and the customer records minutes of use used to determine Carrier Common Line Access charges (i.e., Feature Group C operator and calls such as pay telephone sent-paid, operator-DDD, operator-person, collect, credit-card, third number and/or other like calls), the customer shall furnish such minutes of use detail to the Telephone Company in a timely manner. If the customer does not furnish the data, the customer shall identify all Switched Access Services which could carry such calls in order for the Telephone Company to accumulate the minutes of use through the use of special Telephone Company measuring and recording equipment.

NOTICE
THE INFORMATION CONTAINED IN THIS DOCUMENT IS SUBJECT TO CHANGE.
TRANSMITTAL NO. 13-01A

CenturyTel of the Gem State, Inc.
d/b/a CenturyLink
Access Service Catalog No. 3

Idaho Public Utilities Commission
Office of the Secretary
ACCEPTED FOR FILING
July 2, 2013
Boise, Idaho

Original Page 3-4

Issued: May 31, 2013

Effective: July 2, 2013

ACCESS SERVICE

3. Carrier Common Line Access Service (Cont'd)

3.5 Determination of Usage Subject to Carrier Common Line Access Charges (Cont'd)

3.5.3 Local Exchange Access and Enhanced Services Exemption

When access to the local exchange is required to provide a customer service that uses a resold Special Access service, Switched Access Service Rates and Regulations, as set forth in Section 6. following will apply, except when such access to the local exchange is required for the provision of an enhanced service. Carrier Common Line Access rates and charges as set forth in Section 17 following apply in accordance with the resale rate regulations as set forth in 3.6.4 following.

3.6 Resold Services

3.6.1 Scope

Where the customer is reselling MTS and/or MTS-type service(s) on which the Carrier Common Line and Switched Access charges have been assessed, the customer may, at the option of the customer, obtain Feature Group A, Feature Group B or Feature Group D Switched Access Service under this catalog as set forth in Section 6. following for originating and/or terminating access in the local exchange. Such access group arrangements whether single lines or trunks or multiline hunt groups or trunk groups will have Carrier Common Line Access charges applied as set forth in Section 17 following in accordance with the resale rate regulations set forth in 3.6.4 following. For purposes of administering this provision:

Resold interstate terminating MTS and MTS-type service(s) shall include collect calls, third number calls and credit card calls where the reseller pays the underlying carrier's service charges; and shall not include intrastate minutes of use.

Resold interstate originating MTS and MTS-type service(s) shall not include collect, third number, credit card or intrastate minutes of use.

NOTICE
THE INFORMATION CONTAINED IN THIS DOCUMENT IS SUBJECT TO CHANGE.
TRANSMITTAL NO. 13-01A

CenturyTel of the Gem State, Inc.
d/b/a CenturyLink
Access Service Catalog No. 3

Idaho Public Utilities Commission
Office of the Secretary
ACCEPTED FOR FILING
July 2, 2013
Boise, Idaho

Original Page 3-5

Issued: May 31, 2013

Effective: July 2, 2013

ACCESS SERVICE

3. Carrier Common Line Access Service (Cont'd)

3.6 Resold Services (Cont'd)

3.6.2 Customer Obligations Concerning the Resale of MTS and MTS-type Services

When the customer is reselling MTS and/or MTS-type service as set forth in 3.6.1 preceding, the customer will be charged Carrier Common Line Access charges in accordance with the resale rate regulations as set forth in 3.6.4 following if the customer or the provider of the MTS service furnishes documentation of the MTS usage and/or the customer furnishes documentation of the MTS-type usage. Such documentation supplied by the customer shall be supplied each month and shall identify the involved resold MTS and/or MTS-type services.

The monthly period used to determine the minutes of use for resold MTS and/or MTS-type service(s) shall be the most recent monthly period for which the customer has received a bill for such resold service(s). This information shall be delivered to the Telephone Company, at a location specified by the Telephone Company, no later than 15 days after the bill date shown on the resold MTS and/or MTS-type service bill. If the required information is not received by the Telephone Company, the previously reported information, as described preceding, will be used for the next two months. For any subsequent month, no allocation or credit will be made until the required documentation is delivered to the Telephone Company by the customer.

NOTICE
THE INFORMATION CONTAINED IN THIS DOCUMENT IS SUBJECT TO CHANGE.
TRANSMITTAL NO. 13-01A

CenturyTel of the Gem State, Inc.
d/b/a CenturyLink
Access Service Catalog No. 3

Issued: May 31, 2013

Effective: July 2, 2013

ACCESS SERVICE

3. Carrier Common Line Access Service (Cont'd)

3.6 Resold Services (Cont'd)

3.6.3 Resale Documentation Provided By the Customer

When the customer utilizes Switched Access Service as set forth in 3.6.2 preceding, the Telephone Company may request a certified copy of the customer's resold MTS or MTS-type usage billing from either the customer or the provider of the MTS or MTS-type service. Requests for billing will relate back no more than 12 months prior to the current billing period.

3.6.4 Rate Regulations Concerning the Resale of MTS and MTS-type Services

When the customer is provided an access group to be used in conjunction with the resale of MTS and/or MTS-type services as set forth in 3.6.1 preceding, subject to the limitations as set forth in 3.2 preceding, and the billing entity receives the usage information required as set forth in 3.6.2 preceding, to calculate the adjustment of Carrier Common Line Access charges, the customer will be billed as set forth in (D), (E) or (F) following, depending upon, respectively, whether the usage is from non-equal access offices, equal access offices or a combination of the two.

(A) Apportionment and Adjustment of Resold Minutes of Use

When the customer is provided with more than one access group in a LATA in association with the resale of MTS and/or MTS-type services, the resold minutes of use will be apportioned as follows:

(1) Originating Services

The Telephone Company will apportion the resold originating MTS and/or MTS-type services and originating minutes of use for which the resale credit adjustment applies, among the access groups. Such apportionment will be based on the relationship of the originating usage for each access group to the total originating usage for all access groups in the LATA. For purposes of administering this provision:

Resold originating MTS and/or MTS-type services minutes shall be only those attributable to interstate originating MTS and/or MTS-type minutes and shall not include collect, third number, credit card or intrastate minutes of use.

The resale credit adjustment shall apply for resold originating MTS and MTS-type services and minutes of use, provided Carrier Common Line and Switched Access Charges have been assessed on such services.

CenturyTel of the Gem State, Inc.
d/b/a CenturyLink
Access Service Catalog No. 3

Issued: May 31, 2013

Effective: July 2, 2013

ACCESS SERVICE

3. Carrier Common Line Access Service (Cont'd)
3.6 Resold Services (Cont'd)
3.6.4 Rate Regulations Concerning the Resale of MTS and MTS-type Services (Cont'd)
(A) Apportionment and Adjustment of Resold Minutes of Use (Cont'd)

(2) Terminating Services

The Telephone Company will apportion the resold terminating MTS and/or MTS-type services and terminating minutes of use for which the resale credit adjustment applies, among the access groups. Such apportionment will be based on the relationship of the terminating usage for each access group to the total terminating usage for all access groups in the LATA. For purposes of administering this provision:

Resold terminating MTS and/or MTS-type services minutes shall be only those attributable to interstate terminating MTS/MTS-type (i.e., collect calls, third number calls, and credit card calls) and shall not include intrastate minutes of use or MTS/MTS-type minutes of use paid for by another party.

The resale credit adjustment shall apply for resold terminating MTS and MTS-type services and minutes of use, provided Carrier Common Line and Switched Access Charges have been assessed on such services.

(B) Same State/Telephone Company/Exchange Limitation

In order for the rate regulations to apply as set forth following, the access groups and the resold MTS and/or MTS-type services must be provided in the same state (except when the same extended area service arrangement is provided in two different states by the same telephone company) in the same exchange, provided by the same Telephone Company and connected directly or indirectly. For those exchanges that encompass more than one state, the customer shall report the information by state within the exchange.

CenturyTel of the Gem State, Inc.
d/b/a CenturyLink
Access Service Catalog No. 3

Idaho Public Utilities Commission
Office of the Secretary
ACCEPTED FOR FILING
July 2, 2013
Boise, Idaho

Original Page 3-8

Issued: May 31, 2013

Effective: July 2, 2013

ACCESS SERVICE

3. Common Line Access Service (Cont'd)
- 3.6 Resold Services (Cont'd)
- 3.6.4 Rate Regulations Concerning the Resale of MTS and MTS-type Services (Cont'd)

(C) Direct and Indirect Connections

Each of the access group arrangements used by the customer in association with the resold MTS and/or MTS-type services must be connected either directly or indirectly to the customer designated premises at which the resold MTS and/or MTS-type services are terminated. Direct connections are those arrangements where the access groups and resold MTS and/or MTS-type services are terminated at the same customer designated premises.

Indirect originating connections are those arrangements where the access groups and the resold originating MTS and/or MTS-type services are physically located at different customer designated premises in the same exchange. Such different customer designated premises are connected by facilities that permit a call to flow from access groups to resold MTS and/or MTS-type services.

Indirect terminating connections are those arrangements where the access groups and resold terminating MTS and/or MTS-type services are physically located at different customer designated premises in the same exchange. Such different customer designated premises are connected by facilities that permit a call to flow from resold terminating MTS and/or MTS-type services to access groups.

NOTICE
THE INFORMATION CONTAINED IN THIS DOCUMENT IS SUBJECT TO CHANGE.
TRANSMITTAL NO. 13-01A

CenturyTel of the Gem State, Inc.
d/b/a CenturyLink
Access Service Catalog No. 3

Idaho Public Utilities Commission
Office of the Secretary
ACCEPTED FOR FILING
July 2, 2013
Boise, Idaho

Original Page 3-9

Issued: May 31, 2013

Effective: July 2, 2013

ACCESS SERVICE

3. Carrier Common Line Access Service (Cont'd)

3.7 Rate Regulations

3.7.1 Billing of Charges

Carrier Common Line charges will be billed to each Switched Access Service provided under this catalog in accordance with the regulations as set forth following. Rates for Carrier Common Line Access Service can be found in Section 17, following.

3.7.2 Measuring and Recording of Call Detail

When access minutes are used to determine Carrier Common Line charges, they will be accumulated using call detail recorded by Telephone Company equipment except as set forth in 3.7.3 following (Unmeasured FGA and B Usage) and Feature Group C operator and automated operator services systems call detail such as pay telephone sent-paid, operator-DDD, operator-person, collect, credit-card, third number and/or other like calls recorded by the customer. The Telephone Company measuring and recording equipment, except as set forth in 3.7.3 following (Unmeasured FGA and B Usage), will be associated with end office or local tandem switching equipment and will record each originating and terminating access minute where answer supervision is received. The accumulated access minutes will be summed on a line by line basis, by line group or by end office, whichever type of account is used by the Telephone Company, for each customer and then rounded to the nearest minute.

NOTICE
THE INFORMATION CONTAINED IN THIS DOCUMENT IS SUBJECT TO CHANGE.
TRANSMITTAL NO. 13-01A

CenturyTel of the Gem State, Inc.
d/b/a CenturyLink
Access Service Catalog No. 3

Idaho Public Utilities Commission
Office of the Secretary
ACCEPTED FOR FILING
July 2, 2013
Boise, Idaho

Original Page 3-10

Issued: May 31, 2013

Effective: July 2, 2013

ACCESS SERVICE

3. Carrier Common Line Access Service (Cont'd)

3.7 Rate Regulations (Cont'd)

3.7.3 Unmeasured Feature Group A and B Usage

When Carrier Common Line Access is provided in association with Feature Group A or Feature Group B Switched Access Service in Telephone Company offices that are not equipped for measurement capabilities, assumed average intrastate access minutes will be used to determine Carrier Common Line Access charges. These assumed access minutes are as set forth in the exchange carriers' access catalogs.

3.7.4 Percent Intrastate Use (PIU)

When the customer reports interstate and intrastate use of in-service Switched Access Service, Carrier Common Line charges will be billed only to intrastate Switched Access Service access minutes based on the data reported by the customer as set forth in 2.3.11 preceding (Jurisdictional Reports), except where the Telephone Company is billing according to actuals by jurisdiction. Intrastate Switched Access Service access minutes will, after adjustment as set forth in 3.6.4 preceding (Resale), when necessary, be used to determine Carrier Common Line Charges as set forth in Section 17.

NOTICE
THE INFORMATION CONTAINED IN THIS DOCUMENT IS SUBJECT TO CHANGE.
TRANSMITTAL NO. 13-01A

**CenturyTel of the Gem State, Inc.
d/b/a CenturyLink
Access Service Catalog No. 3**

**Idaho Public Utilities Commission
Office of the Secretary
ACCEPTED FOR FILING
July 2, 2013
Boise, Idaho**

Original Page 4-1

Issued: May 31, 2013

Effective: July 2, 2013

ACCESS SERVICE

4. End User Access Service

4.1 Regulations, Rates and Charges

Regulations, Rates and Charges for End User Access Service are the same as those set forth in Section 4 of the National Exchange Carrier Association Tariff F.C.C. No. 5.

**NOTICE
THE INFORMATION CONTAINED IN THIS DOCUMENT IS SUBJECT TO CHANGE.
TRANSMITTAL NO. 13-01A**

CenturyTel of the Gem State, Inc.
d/b/a CenturyLink
Access Service Catalog No. 3

Idaho Public Utilities Commission
Office of the Secretary
ACCEPTED FOR FILING
July 2, 2013
Boise, Idaho

Original Page 5-1

Issued: May 31, 2013

Effective: July 2, 2013

ACCESS SERVICE

5. Access Ordering

5.1 General

This section sets forth the regulations and order related charges for services set forth in other sections of this catalog. Order related charges are in addition to other applicable charges for the services provided.

An Access Order is an order to provide the customer with Switched Access, Special Access or Access Related Service or to provide changes to existing services.

A customer may order any number of services of the same type and between the same premises on a single Access Order. All details for services for a particular order must be identical except for those for multipoint service.

The customer shall provide to the Telephone Company the order information required in 5.2 following, and in addition the customer must also provide:

- Customer name and premises address(es).
- Billing name and address (when different from customer name and address).
- Customer contact name(s) and telephone number(s) for the following provisioning activities: order negotiation, order confirmation, interactive design, installation and billing.

NOTICE
THE INFORMATION CONTAINED IN THIS DOCUMENT IS SUBJECT TO CHANGE.
TRANSMITTAL NO. 13-01A

CenturyTel of the Gem State, Inc.
d/b/a CenturyLink
Access Service Catalog No. 3

Idaho Public Utilities Commission
Office of the Secretary
ACCEPTED FOR FILING
July 2, 2013
Boise, Idaho

Original Page 5-2

Issued: May 31, 2013

Effective: July 2, 2013

ACCESS SERVICE

5. Access Ordering (Cont'd)

5.1 General (Cont'd)

5.1.1 Service Installation

The Telephone Company will provide the Access Service in accordance with the customer's requested service date, subject to the constraints established by the Telephone Company schedule of applicable service dates.

The Telephone Company shall make available to all customers, upon request, a schedule of applicable service intervals for Switched Access and Special Access Services. The schedule shall specify the applicable service interval for services and the quantities of services that can be provided by a requested service date. Any associated material will be provided upon request and within a reasonable period of time.

The Telephone Company will not accept orders for service dates which exceed the applicable service date by more than six months.

Access Services will be installed during Telephone Company business days. If a customer requests that installation be done outside of scheduled work hours, and the Telephone Company agrees to this request, the customer will be subject to applicable Additional Labor Charges as set forth in Section 17 following.

When the Telephone Company has identified in NECA Tariff F.C.C. No. 4, Wire Center Information that it has not received a bona fide request for Direct Trunked Transport and a customer subsequently orders Direct Trunked Transport, the Telephone Company will work cooperatively with the customer to provide Direct Trunked Transport within 90 days of receipt of an order.

NOTICE
THE INFORMATION CONTAINED IN THIS DOCUMENT IS SUBJECT TO CHANGE.
TRANSMITTAL NO. 13-01A

CenturyTel of the Gem State, Inc.
d/b/a CenturyLink
Access Service Catalog No. 3

Idaho Public Utilities Commission
Office of the Secretary
ACCEPTED FOR FILING
July 2, 2013
Boise, Idaho

Original Page 5-3

Issued: May 31, 2013

Effective: July 2, 2013

ACCESS SERVICE

5. Access Ordering (Cont'd)

5.1 General (Cont'd)

5.1.2 Expedited Orders

When placing an Access Order, a customer may request a service date that is prior to the applicable service date. Additionally, a customer may also request an earlier service date on a pending Access Order. In this case, an Access Order modification as set forth in 5.4 following would be required. If the Telephone Company determines that the service can be provided on the requested date and that additional labor cost or extraordinary costs are required to meet the requested service date, the customer will be notified and will be provided with an estimate of the additional charges involved. Charges will be billed at actual cost, not to exceed 10 percent over estimated charges. Such additional charges will be determined and billed to the customer as explained following.

To calculate the additional labor charges, the Telephone Company will, upon authorization from the customer to incur the additional labor charges, keep track of the additional labor hours used to meet the request of the customer and will bill the customer at the applicable Additional Labor charges as set forth in Section 17 following.

When the request for expediting occurs subsequent to the issuance of the Access Order, a Service Date Change Charge as set forth in Section 17 following also applies.

5.1.3 Selection of Facilities for Access Orders

The option to request a specific transmission path or channel is only provided for High Capacity Facilities Special Access, or as provided for under Special Facilities Routing as set forth in Section 11. following.

When there are High Capacity facilities to a hub on order or in service for the customer's use, the customer may request a specific channel or transmission path be used to provide the Switched or Special Access Service requested in an Access Order. The Telephone Company will make a reasonable effort to accommodate the customer request.

NOTICE
THE INFORMATION CONTAINED IN THIS DOCUMENT IS SUBJECT TO CHANGE.
TRANSMITTAL NO. 13-01A

CenturyTel of the Gem State, Inc.
d/b/a CenturyLink
Access Service Catalog No. 3

Issued: May 31, 2013

Effective: July 2, 2013

ACCESS SERVICE

5. Access Ordering (Cont'd)
5.2 Ordering Requirements

5.2.1 Switched Access Service

When ordering Switched Access service, the customer must specify whether the service is to be provided as (1) Direct Trunked Transport to the end office, (2) Direct Trunked Transport to a tandem which connects with Tandem Switched Transport from the tandem to the end office or (3) Tandem Switched Transport to the end office. When all or a portion of service is ordered as Direct Trunked Transport, the customer must specify the type and quantity of Direct Trunked Transport facility (e.g., Voice Grade or High Capacity DS1 or DS3).

The Customer must also specify the type of Entrance Facility to be used for Switched Access (e.g., Voice Grade or High Capacity). For High Capacity Entrance Facilities, the customer must specify the facility assignment and the channel assignment for each trunk.

Direct Trunked Transport is available at all tandems and at all end offices except those end offices identified in NATIONAL EXCHANGE CARRIER ASSOCIATION, INC. TARIFF F.C.C. NO. 4. as not having the capability to provide Direct Trunked Transport. Direct Trunked Transport is not available: (1) from end offices that provide equal access through a Centralized Equal Access arrangement, or (2) from end offices that lack recording or measurement capability.

Normally, Direct Trunked Transport of originating 800 series calls from an end office is available only from Service Switching Point (SSP) equipped end offices. However, certain SSP equipped end offices cannot accommodate the direct trunking of the 888 service access code. These end offices are identified in NATIONAL EXCHANGE CARRIER ASSOCIATION, INC., TARIFF F.C.C. NO. 4. Additionally, certain non-SSP equipped end offices can accommodate direct trunking of originating 800 series calls. These end offices are also identified in NATIONAL EXCHANGE CARRIER ASSOCIATION, INC., TARIFF F.C.C. No. 4.

When the customer has both Tandem Switched Transport and Direct Trunked Transport at the same end office, the customer will be provided Alternate Traffic Routing as set forth in 6.4.6 following.

CenturyTel of the Gem State, Inc.
d/b/a CenturyLink
Access Service Catalog No. 3

Idaho Public Utilities Commission
Office of the Secretary
ACCEPTED FOR FILING
July 2, 2013
Boise, Idaho

Original Page 5-5

Issued: May 31, 2013

Effective: July 2, 2013

ACCESS SERVICE

5. Access Ordering (Cont'd)

5.2 Ordering Requirements (Cont'd)

5.2.1 Switched Access Service (Cont'd)

A customer's Local Transport may be connected to the Entrance Facility of another customer, providing the other customer submits a Letter of Authorization for this connection and assumes full responsibility for the cost of the Entrance Facility.

(A) Feature Group A

Orders for Feature Group A Switched Access Service shall be in lines.

When placing an order for Feature Group A Switched Access Service, the customer shall provide the following information in addition to that set forth in 5.1 preceding:

- The number of lines and the first point of switching (i.e., Dial Tone Office)
- Optional Features
- Whether the Off-hook Supervisory Signaling is provided by the customer's equipment before the called party answers, or is forwarded by the customer's equipment when the called party answers
- Lines to be provided as single lines
- Lines to be arranged in multiline hunt group arrangements
- Directionality (1-way, 2-way, etc.)
- A projected Percentage of Intrastate Use (PIU) as set forth in 2.3.11 preceding
- The Interexchange Carrier to which the service is connected or, in the alternative, specify the means by which the FGA access communications are transported to another state.

NOTICE
THE INFORMATION CONTAINED IN THIS DOCUMENT IS SUBJECT TO CHANGE.
TRANSMITTAL NO. 13-01A

CenturyTel of the Gem State, Inc.
d/b/a CenturyLink
Access Service Catalog No. 3

Idaho Public Utilities Commission
Office of the Secretary
ACCEPTED FOR FILING
July 2, 2013
Boise, Idaho

Original Page 5-6

Issued: May 31, 2013

Effective: July 2, 2013

ACCESS SERVICE

5. Access Ordering (Cont'd)
5.2 Ordering Requirements (Cont'd)
5.2.1 Switched Access Service (Cont'd)

(B) Feature Group B

Orders for Feature Group B Switched Access Service shall be in trunks.

When placing an order for Feature Group B Service, the customer shall provide, the following information in addition to that set forth in 5.1 preceding:

- The number of trunks
- The end office, except when FGB is provided through a centralized equal access arrangement, when direct routing is desired
- The access tandem office when tandem routing is desired
- Optional Features
- Trunks to be provided as single trunks
- Trunks to be arranged in trunk group arrangements
- Directionality (1-way, 2-way, etc.)
- A projected percentage of intrastate use (PIU) as set forth in 2.3.11 preceding
- The Interexchange Carrier to which the service is connected or, in the alternative, specify the means by which the FGB access communications are transported to another state.
- The access code dialing arrangement (i.e., a uniform access code of 950-XXXX or an Abbreviated Dialing Arrangement (ADA) access code of N or NX)
- For Feature Group B switched access service to a Wireless Switching Center (WSC) directly interconnected to a Telephone Company access tandem office, the customer shall provide information to the Telephone Company indicating the NXX code(s) to be accessed.

NOTICE
THE INFORMATION CONTAINED IN THIS DOCUMENT IS SUBJECT TO CHANGE.
TRANSMITTAL NO. 13-01A

CenturyTel of the Gem State, Inc.
d/b/a CenturyLink
Access Service Catalog No. 3

Issued: May 31, 2013

Effective: July 2, 2013

ACCESS SERVICE

5. Access Ordering (Cont'd)
5.2 Ordering Requirements (Cont'd)
5.2.1 Switched Access Service (Cont'd)

(C) Feature Group C, Feature Group D, Interim NXX Translation and SS7 Signaling

When placing an order for Feature Group C and D Switched Access Service, the customer shall provide:

- The number of BHMC from the customer designated premises to the end office location by Feature Group and by type of BHMC, or
- The number of trunks desired between customer designated premises and an entry switch.
- The number of BHMC or trunks required for or to be converted to an SS7 Signaling capability.
- Optional Features
- Interim NXX Translation options.
- A projected Percentage of Intrastate Use (PIU) as set forth in 2.3.11 preceding.
- For Feature Group D switched access service to a Wireless Switching Center (WSC) directly interconnected to a Telephone Company access tandem office, the customer shall provide information to the Telephone Company indicating the NXX code(s) to be accessed.

When BHMC information is provided it is used to determine the number of transmission paths as set forth in 6.2.5 following. The BHMC may be determined by the customer in the following manner. For each day (8 am to 11 pm, Monday through Friday, excluding national holidays), the customer shall determine the highest number of minutes of use for a single hour (e.g., 55 minutes in the 10-11 a.m. hour). The customer shall, for the same hour period (i.e., busy hour) for each of twenty consecutive business days, pick the twenty consecutive business days in a calendar year which add up to the largest number of minutes of use. Both originating and terminating minutes shall be included. The customer shall then determine the average busy hour minutes of capacity (i.e., BHMC) by dividing the largest number of minutes of use figure for the same hour period for the consecutive twenty business day period by 20. This computation shall be performed for each end office the customer wishes to serve. These determinations thus establish the forecasted BHMC for each end office.

**CenturyTel of the Gem State, Inc.
d/b/a CenturyLink
Access Service Catalog No. 3**

**Idaho Public Utilities Commission
Office of the Secretary
ACCEPTED FOR FILING
July 2, 2013
Boise, Idaho**

Original Page 5-8

Issued: May 31, 2013

Effective: July 2, 2013

ACCESS SERVICE

- 5. Access Ordering (Cont'd)
- 5.2 Ordering Requirements (Cont'd)
- 5.2.1 Switched Access Service (Cont'd)

(C) Feature Group C, Feature Group D, Interim NXX Translation and SS7 Signaling (Cont'd)

Customers may, at their option, order FGD by specifying the number of trunks desired between customer designated premises and an end office, access tandem. When ordering by trunk quantities rather than BHMC quantities to an access tandem, the customer must also provide the Telephone Company an estimate of the amount of traffic it will generate to and/or from each end office subtending the access tandem to assist the Telephone Company in its own efforts to project further facility requirements.

When Feature Group C or D is ordered with the Interim NXX Translation optional feature, the customer shall specify the Service Access Code(s) (e.g., 900) and their associated NXX code(s) to be translated within the entire LATA or Market Area. The initial and subsequent orders to add, change, or delete Interim NXX Translation codes shall be placed separately or in combination with orders to change Feature Group C or D Switched Access BHMC or trunks. Customer assigned NXX codes which have not been ordered will be blocked.

Orders for the Interim NXX Translation optional feature shall not be required until such time as a customer other than an MTS/WATS provider requests Interim NXX Translation of Service Access Codes. Upon receipt of such order, the Telephone Company shall notify the MTS/WATS provider of the activation of the Interim NXX Translation Service for the Service Access Code. Following such initial activation, all customers are required to place orders for Interim NXX Translation of the Service Access Code and the Interim NXX Translation charge for the Service Access Code shall apply as set forth in Section 17 following.

NOTICE
THE INFORMATION CONTAINED IN THIS DOCUMENT IS SUBJECT TO CHANGE.
TRANSMITTAL NO. 13-01A

CenturyTel of the Gem State, Inc.
d/b/a CenturyLink
Access Service Catalog No. 3

Idaho Public Utilities Commission
Office of the Secretary
ACCEPTED FOR FILING
July 2, 2013
Boise, Idaho

Original Page 5-9

Issued: May 31, 2013

Effective: July 2, 2013

ACCESS SERVICE

- 5. Access Ordering (Cont'd)
- 5.2 Ordering Requirements (Cont'd)
- 5.2.1 Switched Access Service (Cont'd)

(D) SS7 Optional Feature

When Feature Group C or D is ordered with the SS7 optional feature, in addition to information listed in 5.2.1(C) preceding, the customer shall specify a reference to existing signaling connections or reference a related SS7 signaling connection order. When ordering SS7 signaling, the customer shall provide the Signaling Transfer Point codes, location identifier codes and circuit identifier codes. In addition, the customer shall work cooperatively with the Telephone Company to determine the number of SS7 signaling connections required to handle its signaling traffic.

For 800 Data Base Access Service, as described in 6.1.3(A) & (C) following, the customer must order FGC or FGD to those access tandems or end offices designated as Service Switching Points (SSP) for 800 data base service or to those non-SSP equipped end offices that can accommodate direct trunking of originating 800 calls. SSP equipped end offices and access tandems and non-SSP equipped end offices that can accommodate direct trunking of originating 800 calls are designated in NATIONAL EXCHANGE CARRIER ASSOCIATION, INC. TARIFF FCC NO. 4, WIRE CENTER INFORMATION.

Certain SSP equipped end offices that cannot accommodate direct trunking of originating 888 calls are designated in NATIONAL EXCHANGE CARRIER ASSOCIATION, INC. TARIFF FCC NO. 4, WIRE CENTER INFORMATION. All traffic originating from end offices not equipped to provide SS7 signaling and routing, not able to accommodate direct trunking of originating 800 series calls or equipped with SS7 signaling but not able to accommodate direct trunking of originating 888 calls, require routing via an access tandem where SSP functionality is available.

NOTICE
THE INFORMATION CONTAINED IN THIS DOCUMENT IS SUBJECT TO CHANGE.
TRANSMITTAL NO. 13-01A

CenturyTel of the Gem State, Inc.
d/b/a CenturyLink
Access Service Catalog No. 3

Issued: May 31, 2013

Effective: July 2, 2013

ACCESS SERVICE

5. Access Ordering (Cont'd)

5.2 Ordering Requirements (Cont'd)

5.2.2 Special Access Service

When placing an order for Special Access Service the customer must specify:

- the customer designated premises or hubs involved
- type of service (e.g., Voice Grade, High Capacity, etc.)
- the channel interface(s)
- technical specification package
- options desired
- for multipoint services, the channel interface at each customer designated premises may, at the request of the customer, be different but all such interfaces shall be compatible.
- that the traffic consists of less than ten percent interstate traffic.

Where the Special Access Service is exempt from the Special Access Surcharge, as set forth in 7.3 following the customer shall furnish written certification to that effect as set forth in 7.3.3 following.

When ordering bridging and/or multiplexing, the Customer must specify the telephone company hub(s) from which they desire service. The Customer must specify only those hubs that provide the type of service ordered and interconnect with the wire center(s) from which the customer requires service. The Wire Center section of NATIONAL EXCHANGE CARRIER ASSOCIATION, INC. TARIFF F.C.C. No. 4 identifies hub types (e.g., Digital Data, High Capacity Multiplexing, etc.) and hub levels (i.e., Hub, Terminus Hub, Intermediate Hub and Super-Intermediate Hub). Additionally, the Subtending section of TARIFF F.C.C. NO. 4 identifies wire centers and the Intermediate and/or Super-Intermediate Hubs with which they interconnect.

CenturyTel of the Gem State, Inc.
d/b/a CenturyLink
Access Service Catalog No. 3

1st Revised Page 5-11
Cancels Original Page 5-11
Effective: May 1, 2021

Issued: April 20, 2021

ACCESS SERVICE

5. Access Ordering (Cont'd)

5.2 Ordering Requirements (Cont'd)

5.2.3 WATS or WATS-Type Services [1]

(C)

Special Access Service may be ordered for connection with FGA, FGB, FGC or FGD Switched Access Service at Telephone Company designated WATS Serving Offices (WSOs) for the provision of WATS or WATS-type Services and may be ordered separately by a customer other than the customer which orders the FGA, FGB, FGC or FGD Switched Access Service. For the Special Access Service the customer shall specify:

- the customer designated premises at which the Special Access service terminates
- the type of line (i.e., two-wire or four-wire)
- the type of calling (i.e., originating, terminating or two-way)
- type of Supervisory Signaling.

When the optional screening, switching and/or recording functions are not provided at the customer serving wire center, Channel Mileage, as set forth in 7.2.1 following, must be ordered between that wire center and the nearest WSO where the screening, switching and/or recording functions can be provided.

5.2.4 Mixed Use Facilities - Switched and Special Access

Mixed use is the provision of both Switched and Special Access Services over the same High Capacity facilities. Mixed use facilities to a hub will be ordered and provided as Special Access Service. Where mixed use is employed, individual services utilizing these facilities must be ordered either as Switched Access Service or Special Access Service as further elaborated and set forth in 6.4.7 and 7.2.7 following. When placing the order for the individual service(s), the customer must specify a channel assignment for each service ordered.

[1] **Effective May 1, 2021 WATS Access Lines are grandfathered. Availability to current customers is limited to circuits in service at existing locations.**

(N)
(N)

ID2021-04

NOTICE
THE INFORMATION CONTAINED IN THIS DOCUMENT IS SUBJECT TO CHANGE.
TRANSMITTAL NO. 21-03

Idaho Public Utilities Commission
Office of the Secretary
ACCEPTED FOR FILING
May 1, 2021
Boise, Idaho

CenturyTel of the Gem State, Inc.
d/b/a CenturyLink
Access Service Catalog No. 3

Idaho Public Utilities Commission
Office of the Secretary
ACCEPTED FOR FILING
July 2, 2013
Boise, Idaho

Original Page 5-12

Issued: May 31, 2013

Effective: July 2, 2013

ACCESS SERVICE

5. Access Ordering (Cont'd)
5.2 Ordering Requirements (Cont'd)

5.2.5 Miscellaneous Services

Testing Service, Additional Labor, Telecommunications Service Priority and Special Facilities Routing shall be ordered with an Access Order or may subsequently be added to a pending order at any time up to and including the service date for the access service. When miscellaneous services are added to a pending order a service date change may be required. When a service date change is required, the service date change charge as set forth in Section 17 following will apply. When miscellaneous services are added to a pending order, charges for a design change as set forth in Section 17 following will apply when an engineering review is required. If both a service date change and an engineering review are required, both the Service Date Change Charge and the Design Change Charge will apply as set forth in 5.4.3(B) following.

The rates and charges for these services, as set forth in Section 17 of this catalog, will apply in addition to the ordering charges set forth in Section 17 and the rates and charges for the Access Service with which they are associated.

Additional Engineering is not an ordering option, but will be applied to an Access Order when the Telephone Company determines that Additional Engineering is necessary to accommodate a customer request. Additional Engineering will only be required as set forth in 13.1 following. When it is required, the customer will be so notified and will be furnished with a written statement setting forth the justification for the Additional Engineering as well as an estimate of the charges. If the customer agrees to the Additional Engineering, a firm order will be established. If the customer does not want the service or facilities after being notified that Additional Engineering of Telephone Company facilities is required, the order will be withdrawn and no charges will apply. Once a firm order has been established, the total charge to the customer for the Additional Engineering may not exceed the estimated amount by more than 10%.

NOTICE
THE INFORMATION CONTAINED IN THIS DOCUMENT IS SUBJECT TO CHANGE.
TRANSMITTAL NO. 13-01A

CenturyTel of the Gem State, Inc.
d/b/a CenturyLink
Access Service Catalog No. 3

Idaho Public Utilities Commission
Office of the Secretary
ACCEPTED FOR FILING
July 2, 2013
Boise, Idaho

Original Page 5-13

Issued: May 31, 2013

Effective: July 2, 2013

ACCESS SERVICE

5. Access Ordering (Cont'd)

5.3 Access Orders For Services Provided By More Than One Telephone Company

Access Services provided by more than one Telephone Company are services where one end of the Local Transport or Channel Mileage element is in the operating territory of one Telephone Company and the other end of the element is in the operating territory of a different Telephone Company or where the Interim NXX Translation service and the end office are not provided by the same Telephone Company.

The ordering procedure for this service is dependent upon the billing arrangement, as set forth in 2.4.7 preceding, to be used by the Telephone Companies involved in providing the Access Service. The Telephone Company will notify the customer which of the ordering procedures will apply.

5.3.1 Non Meet Point Billing Ordering - FGA

(A) Single Company Billing Ordering

The Telephone Company receiving the order from the customer will arrange to provide the service and bill the customer as set forth in 2.4.7(A)(1). The customer will place the order with the Telephone Company as follows:

For FGA Switched Access Service the customer will place the order with the Telephone Company in whose territory the first point of switching is located. The first point of switching is the dial tone office.

When the first point of switching is not in the same Telephone Company's territory as the Interexchange Carrier premises, the customer must supply a copy of the order to the Telephone Company in whose territory the Interexchange Carrier premises is located and any other Telephone Company(s) involved in providing the service. When service is provided through a centralized equal access provider, the customer must supply a copy of the order to that provider.

NOTICE
THE INFORMATION CONTAINED IN THIS DOCUMENT IS SUBJECT TO CHANGE.
TRANSMITTAL NO. 13-01A

CenturyTel of the Gem State, Inc.
d/b/a CenturyLink
Access Service Catalog No. 3

Idaho Public Utilities Commission
Office of the Secretary
ACCEPTED FOR FILING
July 2, 2013
Boise, Idaho

Original Page 5-14

Issued: May 31, 2013

Effective: July 2, 2013

ACCESS SERVICE

5. Access Ordering (Cont'd)

5.3 Access Orders For Services Provided By More Than One Telephone Company (Cont'd)

5.3.2 Meet Point Billing Ordering

Each Telephone Company will provide its portion of the Access Service within its operating territory to an interconnection point(s) with the other Telephone Company(s). Billing Percentages will be determined by the Telephone Companies involved in providing the Access Service and listed in NATIONAL EXCHANGE CARRIER ASSOCIATION, INC. TARIFF F.C.C. NO. 4. Each Telephone Company will bill the customer for its portion of the service as set forth in 2.4.7. All other appropriate charges in each Telephone Company catalog are applicable.

For the service(s) ordered as set forth following, the customer must also supply a copy of the order to the Telephone Company in whose operating territory a customer designated premises is located and any other Telephone Company(s) involved in providing the service. Additionally, when service is provided through a centralized equal access provider, the customer must supply a copy of the order to that provider.

- (A) For Feature Group A and B Switched Access Services, the customer must place an order with the Telephone Company in whose territory the first point of switching is located, (i.e., FGA - dial tone office, FGB - access tandem or end office). The Telephone Company will designate the first point(s) of switching for FGB Services where the Telephone Company elects to provide equal access through a centralized equal access arrangement. Those Telephone Company offices providing equal access through centralized arrangements are identified in NATIONAL EXCHANGE CARRIER ASSOCIATION, INC. TARIFF F.C.C. NO. 4.
- (B) For Feature Group C and D Switched Access Services, the customer must place an order with the Telephone Company in whose territory the end office is located. Customers may, at their option, order FGD to the access tandem. When ordered to the access tandem, and the access tandem and the end office are not in the same Telephone Company operating territory, the customer must also supply a copy of the order to each additional Telephone Company subtending the access tandem.

NOTICE
THE INFORMATION CONTAINED IN THIS DOCUMENT IS SUBJECT TO CHANGE.
TRANSMITTAL NO. 13-01A

**CenturyTel of the Gem State, Inc.
d/b/a CenturyLink
Access Service Catalog No. 3**

**Idaho Public Utilities Commission
Office of the Secretary
ACCEPTED FOR FILING
July 2, 2013
Boise, Idaho**

Original Page 5-15

Issued: May 31, 2013

Effective: July 2, 2013

ACCESS SERVICE

5. Access Ordering (Cont'd)

5.3 Access Orders For Services Provided By More Than One Telephone Company (Cont'd)

5.3.2 Meet Point Billing Ordering (Cont'd)

- (C) Customers ordering Special Access Service to be interconnected with Switched Access Services at Telephone Company designated WATS Serving Offices for the provision of WATS or WATS-type Services must place an order with each Telephone Company in whose territory the end office and the WATS Serving Office are located, if they are not collocated.
- (D) Except for Special Access Service as set forth in (C) above or as set forth in (E) below, the customer may place the order for a Special Access Service with either Exchange Telephone Company.
- (E) For Special Access Service involving a hub(s) the customer must place the order with the Telephone Company(s) in whose territory the hub(s) is located.
- (F) For initiation, additions, changes or deletions to the Interim NXX Translation code(s), the customer must place an order with the Telephone Company who provides the Interim NXX Translation. The customer must also provide a copy of the order to the Telephone Companies subtending the Interim NXX Translation office.

**NOTICE
THE INFORMATION CONTAINED IN THIS DOCUMENT IS SUBJECT TO CHANGE.
TRANSMITTAL NO. 13-01A**

CenturyTel of the Gem State, Inc.
d/b/a CenturyLink
Access Service Catalog No. 3

Idaho Public Utilities Commission
Office of the Secretary
ACCEPTED FOR FILING
July 2, 2013
Boise, Idaho
Original Page 5-16

Issued: May 31, 2013

Effective: July 2, 2013

ACCESS SERVICE

5. Access Ordering (Cont'd)

5.4 Charges Associated with Access Ordering

5.4.1 Access Order Charge

The Access Order Charge is applied to all customer requests for new Special Access and Switched Access Service. In addition, the Access Order Charge is applicable to customer requests for additions, changes or rearrangements to existing Special Access and Switched Access Service with the following exceptions:

The Access Order Charge does not apply:

- When a Service Date Change Charge is applicable.
- When a Design Change Charge is applicable.
- To administrative changes as set forth in 6.4.1(B)(3) and 7.2.2(C)(3) following.
- When a change to a pending order does not result in the cancellation of the pending order and the issuance of a new order.
- When the Interim NXX Translation charge is applicable.
- When a Miscellaneous Service Order Charge is applicable.
- When a Presubscription Charge is applicable.
- When a Telephone Company initiated network reconfiguration requires a customer's existing access service to be reconfigured.
- When a service with an ICB rate is converted to a similar service with a non-ICB catalog rate prior to the expiration of the ICB.
- When a 900 Blocking Service charge is applicable.

The Access Order Charge will be applied on a per order basis to each order received by the Telephone Company or copy of an order received by the Telephone Company pursuant to 5.3.1 preceding and 5.3.2 preceding, except by the Telephone Company applying the Interim NXX Translation Charge, and is in addition to other applicable charges as set forth in this and other sections of this catalog. The Access Order Charge will be applied on a per order basis for any change, rearrangement or addition to the delivery of signaling to an existing STP Port.

NOTICE
THE INFORMATION CONTAINED IN THIS DOCUMENT IS SUBJECT TO CHANGE.
TRANSMITTAL NO. 13-01A

CenturyTel of the Gem State, Inc.
d/b/a CenturyLink
Access Service Catalog No. 3

Idaho Public Utilities Commission
Office of the Secretary
ACCEPTED FOR FILING
July 2, 2013
Boise, Idaho

Original Page 5-17

Issued: May 31, 2013

Effective: July 2, 2013

ACCESS SERVICE

5. Access Ordering (Cont'd)

5.4 Charges Associated with Access Ordering (Cont'd)

5.4.2 Miscellaneous Service Order Charge

A Miscellaneous Service Order Charge, as set forth in Section 17, following, applies to any service, or combination of services, ordered simultaneously from Section 13 of the catalog for which a service order is not already pending (with the exception of Presubscription, Billing Name and Address Service and 900 Blocking Service, which do not have the charge applied). The Miscellaneous Service Order Charge is an administrative charge designed to compensate for the expenses associated with service order issuance.

The charge always applies to the following services since a pending service order would not exist:

- Overtime Repair (Section 13),
- Standby Repair (Section 13),
- Testing and Maintenance with Other Telephone Companies other than when in conjunction with Acceptance Testing (Section 13),
- Other Labor (Section 13),
- Maintenance of Service (Section 13).

The Miscellaneous Service Order Charge will also apply to the following service if ordered subsequent to the initial installation of the associated access service, thereby necessitating the issuance of another service order:

- Telecommunications Service Priority (Section 13)

NOTICE
THE INFORMATION CONTAINED IN THIS DOCUMENT IS SUBJECT TO CHANGE.
TRANSMITTAL NO. 13-01A

CenturyTel of the Gem State, Inc.
d/b/a CenturyLink
Access Service Catalog No. 3

Idaho Public Utilities Commission
Office of the Secretary
ACCEPTED FOR FILING
July 2, 2013
Boise, Idaho

Original Page 5-18

Issued: May 31, 2013

Effective: July 2, 2013

ACCESS SERVICE

5. Access Ordering (Cont'd)
5.4 Charges Associated with Access Ordering (Cont'd)
5.4.2 Miscellaneous Service Order Charge (Cont'd)

The charge does not apply to the following services since there would exist a pending service order:

- Additional Engineering (Section 13),
- Overtime Installation (Section 13),
- Standby Acceptance Testing (Section 13),
- Testing and Maintenance with Other Telephone Companies when in conjunction with Acceptance Testing (Section 13),
- Additional Cooperative Acceptance Testing (Section 13).

5.4.3 Access Order Change Charges

Access Order changes involve service date changes and design changes. The customer may request a change of its Access Order prior to the service date. The Telephone Company will make every effort to accommodate a requested change when it is able to do so with the normal work force assigned to complete such an order within normal business hours. If the change cannot be made with the normal work force during normal business hours, the Telephone Company will notify the customer. If the customer still desires the Access Order change, the Telephone Company will schedule a new service date as set forth in 5.1.2 preceding. All charges for Access Order change as set forth in Section 17, following will apply on a per occurrence basis.

Any increase in the number of Special Access Service channels or Switched Access Service lines, trunks, busy hour minutes of capacity or CCS/SS7 Port Terminations will be treated as a new Access Order (for the increased amount only).

If order changes are necessary to satisfy the transmission performance for a Special Access Service ordered by a customer, these changes will be made without order change charges being incurred by the customer.

NOTICE
THE INFORMATION CONTAINED IN THIS DOCUMENT IS SUBJECT TO CHANGE.
TRANSMITTAL NO. 13-01A

CenturyTel of the Gem State, Inc.
d/b/a CenturyLink
Access Service Catalog No. 3

1st Revised Page 5-19
Cancels Original Page 5-19
Effective: January 1, 2017

Issued: December 15, 2016

ACCESS SERVICE

5. Access Ordering (Cont'd)
5.4 Charges Associated with Access Ordering (Cont'd)
5.4.3 Access Order Change Charges (Cont'd)

(A) Service Date Change

The customer may request a change of service date on a pending Access Order prior to the service date. A change of service date is a change of the scheduled service date by the customer to either an earlier date or a later date which does not exceed sixty (60) calendar days from the original service date. (C)

If the Telephone Company determines that the customer's request can be accommodated without delaying the service dates for orders of other customers, the service date will be changed and the Service Date Change Charge as set forth in Section 17 following, will be applied to the order.

If the service date is changed to an earlier date, and the Telephone Company determines additional labor or extraordinary costs are necessary to meet the earlier service date requested by the customer, the customer will be notified by the Telephone Company that Expedited Order Charges as set forth in 5.1.2 preceding apply. Such charges will apply in addition to the Service Date Change Charge.

If the requested service date exceeds sixty (60) calendar days following the original service date, and the Telephone Company determines that the customer's request can be accommodated, the Telephone Company will cancel the original order and apply the Cancellation Charges as set forth in 5.5.3 following. A new Access Order with a new service date will be issued. The Service Date Change Charge will not apply, however, the Access Order Charge will apply to the new order. (C)

If the service date is changed due to a design change as set forth in (B) following, the Service Date Change Charge will apply.

CenturyTel of the Gem State, Inc.
d/b/a CenturyLink
Access Service Catalog No. 3

Idaho Public Utilities Commission
Office of the Secretary
ACCEPTED FOR FILING
July 2, 2013
Boise, Idaho

Original Page 5-20

Issued: May 31, 2013

Effective: July 2, 2013

ACCESS SERVICE

- 5. Access Ordering (Cont'd)
- 5.4 Charges Associated with Access Ordering (Cont'd)
- 5.4.3 Access Order Change Charges (Cont'd)

(B) Design Change

The customer may request a design change to the service ordered prior to the requested service date. A design change is any change to an Access Order which requires engineering review. An engineering review is a review by Telephone Company personnel, of the service ordered and the requested changes to determine what changes in the design, if any, are necessary to meet the changes requested by the customer. Design changes include such things as the addition or deletion of optional features or functions or a change in the type of Transport Termination (Switched Access only), type of channel interface, type of Interface Group or technical specification package. Design changes do not include a change of customer designated premises, first point of switching, Feature Group type or Special Access Service channel type. Changes of this nature will require the issuance of a new order and the cancellation of the original order with appropriate cancellation charges applied.

The Telephone Company will review the requested change, notify the customer whether the change is a design change, if the change can be accommodated and if a new service date is required. If the customer authorizes the Telephone Company to proceed with the design change, a Design Change Charge as set forth in Section 17, following will apply in addition to the charge for Additional Engineering as set forth in Section 17 following. If a change of service date is required, the Service Date Change Charge as set forth in Section 17 following will also apply. The Access Order Charge as specified in Section 17 following does not apply.

NOTICE
THE INFORMATION CONTAINED IN THIS DOCUMENT IS SUBJECT TO CHANGE.
TRANSMITTAL NO. 13-01A

CenturyTel of the Gem State, Inc.
d/b/a CenturyLink
Access Service Catalog No. 3

Idaho Public Utilities Commission
Office of the Secretary
ACCEPTED FOR FILING
July 2, 2013
Boise, Idaho

Original Page 5-21

Issued: May 31, 2013

Effective: July 2, 2013

ACCESS SERVICE

5. Access Ordering (Cont'd)
5.5 Minimum Periods and Cancellations

5.5.1 Minimum Periods

The minimum period for Switched Access High Capacity DS3 Entrance Facilities and Direct Trunked Transport is as set forth in 6.1.3 following. The minimum period for High Capacity DS1 and DS3 Special Access Services is as set forth in 7.2.8 following.

Switched Access usage rated services (i.e., End Office, Common Line, Tandem Switched Transport) have no minimum period.

The minimum period for which all other Access Service is provided and for which charges are applicable is one month.

5.5.2 Development of Minimum Period Charges

When Access Service is disconnected after commencement of service, but prior to the expiration of the minimum period, charges are applicable for the balance of the minimum period. A disconnect constitutes facilities being returned to available inventory.

The Minimum Period Charge for monthly billed services will be determined as follows:

- (A) For Switched Access Service, the charge for a month or fraction thereof is equal to the applicable recurring charges plus any nonrecurring and/or Special Construction charge(s) that may be due.
- (B) For Special Access Service and flat rated Switched Access Service the charge for a month or fraction thereof is the applicable monthly rates for the appropriate channel type plus any optional features, nonrecurring and/or special construction charge(s) that may apply.

NOTICE
THE INFORMATION CONTAINED IN THIS DOCUMENT IS SUBJECT TO CHANGE.
TRANSMITTAL NO. 13-01A

CenturyTel of the Gem State, Inc.
d/b/a CenturyLink
Access Service Catalog No. 3

1st Revised Page 5-22
Cancels Original Page 5-22
Effective: January 1, 2017

Issued: December 15, 2016

ACCESS SERVICE

5. Access Ordering (Cont'd)

5.5 Minimum Period and Cancellations (Cont'd)

5.5.3 Cancellation of an Access Order

(A) A customer may cancel an Access Order for the installation of service on any date prior to the service date. The cancellation date is the date the Telephone Company receives written or verbal notice from the customer that the order is to be canceled. The verbal notice must be followed by written confirmation within ten (10) days. If a customer or a customer's end user is unable to accept Access Service within thirty (30) calendar days after the latest agreed upon service date, the customer has the choice of the following options:

(T)
(T)
(C)

- The Access Order shall be canceled and charges as set forth in (B) following will apply if the service has not been fully provisioned or,

(T)
(C)

- The Access Order will be completed and billing for the service will commence if the service has been fully provisioned or the customer has indicated that billing for the service should begin.

(C)
|
(C)

(D)
|
(D)

(B) When a customer cancels an Access Order for the installation of service, a Cancellation Charge will apply as follows:

(1) Installation of Switched Access or Special Access Service facilities is considered to have started when the Telephone Company incurs any cost in connection therewith or in preparation thereof which would not otherwise have been incurred.

CenturyTel of the Gem State, Inc.
d/b/a CenturyLink
Access Service Catalog No. 3

Idaho Public Utilities Commission
Office of the Secretary
ACCEPTED FOR FILING
July 2, 2013
Boise, Idaho
Original Page 5-23

Issued: May 31, 2013

Effective: July 2, 2013

ACCESS SERVICE

5. Access Ordering (Cont'd)

5.5 Minimum Period and Cancellations (Cont'd)

5.5.3 Cancellation of an Access Order (Cont'd)

(B) (Cont'd)

(2) Where the customer cancels an Access Order prior to the start of installation of access facilities, no charges shall apply.

(3) Where installation of access facilities has been started prior to the cancellation, the charges specified in (a) or (b) following, whichever is lower, shall apply.

(a) A charge equal to the costs incurred in such installation, less estimated net salvage. Such costs include the nonrecoverable cost of equipment and material ordered, provided or used, plus the nonrecoverable cost of installation and removal including the costs of engineering, labor, supervision, transportation, rights-of-way and other associated costs;

(b) The minimum period charges for Switched Access or Special Access Service ordered by the customer, as set forth in 5.5.2 preceding.

(C) When a customer cancels an order for the discontinuance of service, no charges apply for the cancellation.

(D) If the Telephone Company misses a service date by more than 30 days and such delay is not requested or caused by the customer (excluding those circumstances where the date is missed due to acts of God, governmental requirements, work stoppages and civil commotions), the customer may cancel the Access Order without incurring cancellation charges.

5.5.4 Partial Cancellation Charge

Any decrease in the number of ordered Special Access Service channels or Switched Access Service lines, trunks, busy hour minutes of capacity or CCS/SS7 Port Terminations will be treated as a partial cancellation and charges will be determined as set forth in 5.5.3(B) preceding.

NOTICE
THE INFORMATION CONTAINED IN THIS DOCUMENT IS SUBJECT TO CHANGE.
TRANSMITTAL NO. 13-01A

CenturyTel of the Gem State, Inc.
d/b/a CenturyLink
Access Service Catalog No. 3

Idaho Public Utilities Commission
Office of the Secretary
ACCEPTED FOR FILING
July 2, 2013
Boise, Idaho

Original Page 6-1

Issued: May 31, 2013

Effective: July 2, 2013

ACCESS SERVICE

6. Switched Access Service

6.1 General

Switched Access Service, which is available to customers for their use in furnishing their services to end users, provides a two-point communications path between a customer designated premises and an end user's premises. It provides for the use of common terminating, switching, and trunking facilities and for the use of common subscriber plant of the Telephone Company. Switched Access Service provides for the ability to originate calls from an end user's premises to a customer designated premises, and to terminate calls from a customer designated premises to an end user's premises in the LATA where it is provided. Specific references to material describing the elements of Switched Access Service are provided in 6.1.3 and 6.5 through 6.9 following.

Rates and charges for Switched Access Service depend generally on the specific Feature Group ordered by the customer, e.g., for MTS or WATS services or MTS/WATS equivalent services, and whether it is provided in a Telephone Company end office that is equipped to provide equal or non-equal access. Rates and charges for Switched Access Service are set forth in 17.2 following. The application of rates for Switched Access Service is described in 6.4 following. Rates and charges for services other than Switched Access Service, e.g., a customer's interLATA toll message service, may also be applicable when Switched Access Service is used in conjunction with these other services. Descriptions of such applicability are provided in 6.4.5, 6.4.9, 6.5.1(H), 6.5.3, 6.6.1(G), 6.6.2(D), 6.7.1(F) and 6.8.1(E) following. Finally, a credit is applied against line side Switched Access Service charges as described in 6.4.8 following.

NOTICE
THE INFORMATION CONTAINED IN THIS DOCUMENT IS SUBJECT TO CHANGE.
TRANSMITTAL NO. 13-01A

CenturyTel of the Gem State, Inc.
d/b/a CenturyLink
Access Service Catalog No. 3

Issued: May 31, 2013

Effective: July 2, 2013

ACCESS SERVICE

6. Switched Access Service (Cont'd)

6.1 General (Cont'd)

6.1.1 Description and Provision of Switched Access Service Arrangements

(A) Description

Switched Access Service is provided in four different Feature Group arrangements which are service categories of standard and optional features. These are differentiated by their technical characteristics, e.g., line side vs. trunk side connection at the Telephone Company first point of switching. They are also differentiated by optional feature availability and the manner in which the end user accesses them in originating calling, e.g., with or without access codes of various lengths and digits.

The provision of each Feature Group requires Local Transport facilities, including an Entrance Facility where required, and the appropriate End Office functions. In addition, Special Access Service may, at the option of the customer, be connected with Feature Groups A, B, C, or D at Telephone Company designated WATS Serving Offices.

There are three specific transmission specifications (i.e., Types A, B and C) that have been identified for the provision of Feature Groups. The technical specifications for the Entrance Facility and Direct Trunked Transport are the same as those set forth in Section 7 following for Voice Grade and High Capacity services. The specifications provided are dependent on the Interface Group and the routing of the service, i.e., whether the service is routed directly to the end office or via an access tandem. The parameters for the transmission specifications are set forth in 15.1.2 following.

Feature Groups are arranged for either originating, terminating or two-way calling, based on the customer end office switching capacity ordered. Originating calling permits the delivery of calls from Telephone Exchange Service locations to the customer designated premises. Terminating calling permits the delivery of calls from the customer designated premises to Telephone Exchange Service locations. Two-way calling permits the delivery of calls in both directions, but not simultaneously. The Telephone Company will determine the type of calling to be provided unless the customer requests that a different type of directional calling is to be provided. In such cases, the Telephone Company will work cooperatively with the customer to determine the directionality.

There are various optional features associated with Local Transport, Common Switching and Transport Termination available with the Feature Groups. In addition, the Interim NXX Translation optional feature is available with Feature Group C and Feature Group D.

CenturyTel of the Gem State, Inc.
d/b/a CenturyLink
Access Service Catalog No. 3

Idaho Public Utilities Commission
Office of the Secretary
ACCEPTED FOR FILING
July 2, 2013
Boise, Idaho

Original Page 6-3

Issued: May 31, 2013

Effective: July 2, 2013

ACCESS SERVICE

6. Switched Access Service (Cont'd)

6.1 General (Cont'd)

6.1.1 Description and Provision of Switched Access Service Arrangements (Cont'd)

(A) Description (Cont'd)

Detailed descriptions of each of the available Feature Groups are set forth in 6.5 through 6.9 following. Each Feature Group is described in terms of its specific physical characteristics and calling capabilities, the optional features available for use with it and the standard testing capabilities.

The Common Switching and Transport Termination optional features, which are described in 6.10 following, unless specifically stated otherwise, are available at all Telephone Company end office switches.

(B) Manner of Provision

Switched Access is furnished in either quantities of lines or trunks, or in busy hour minutes of capacity (BHMCs). FGA Access and FGB Access are furnished on a per-line or per-trunk basis respectively. FGC Access and FGD Access are furnished on a BHMC and on a per trunk basis as set forth in 5.2 preceding.

BHMCs are differentiated by type and directionality of traffic carried over a Switched Access Service arrangement. Differentiation of traffic among BHMC types is necessary for the Telephone Company to properly design Switched Access Service to meet the traffic carrying capacity requirement of the customer.

There are two major BHMC categories identified as: Originating and Terminating. Originating BHMCs represent access capacity within a LATA for carrying traffic from the end user to the customer and Terminating BHMCs represent access capacity within a LATA for carrying traffic from the customer to the end user. When ordering capacity for FGC Access or FGD Access in BHMCs, the customer must at a minimum specify such access capacity in terms of Originating BHMCs and/or Terminating BHMCs.

NOTICE
THE INFORMATION CONTAINED IN THIS DOCUMENT IS SUBJECT TO CHANGE.
TRANSMITTAL NO. 13-01A

CenturyTel of the Gem State, Inc.
d/b/a CenturyLink
Access Service Catalog No. 3

Idaho Public Utilities Commission
Office of the Secretary
ACCEPTED FOR FILING
July 2, 2013
Boise, Idaho

Original Page 6-4

Issued: May 31, 2013

Effective: July 2, 2013

ACCESS SERVICE

6. Switched Access Service (Cont'd)

6.1 General (Cont'd)

6.1.1 Description and Provision of Switched Access Service Arrangements (Cont'd)

(B) Manner of Provision (Cont'd)

Because some customers will wish to further segregate their originating traffic into separate trunk groups, or because segregation may be required by network considerations originating BHMCs are further categorized into Domestic, 700, 800 series, and 900. Domestic BHMCs represent access capacity for carrying only domestic traffic other than 700, 800 series, and 900 traffic. 700, 800 series, and 900 BHMCs represent access capacity for carrying, respectively, only 700, 800 series and 900 traffic. When ordering such types of access capacity, the customer must specify Domestic, 700, 800 series or 900 BHMCs.

6.1.2 Ordering Options and Conditions

Switched Access Service is ordered under the Access Order provisions set forth in 5.2 preceding. Also, included in that section are regulations concerning miscellaneous service order charges which may be associated with Switched Access Service ordering (e.g., Service Date Changes, Cancellations, etc.).

NOTICE
THE INFORMATION CONTAINED IN THIS DOCUMENT IS SUBJECT TO CHANGE.
TRANSMITTAL NO. 13-01A

CenturyTel of the Gem State, Inc.
d/b/a CenturyLink
Access Service Catalog No. 3

Idaho Public Utilities Commission
Office of the Secretary
ACCEPTED FOR FILING
July 2, 2013
Boise, Idaho

Original Page 6-5

Issued: May 31, 2013

Effective: July 2, 2013

ACCESS SERVICE

6. Switched Access Service (Cont'd)

6.1 General (Cont'd)

6.1.3 Rate Categories

There are four rate categories which apply to Switched Access Service:

- Local Transport (described in 6.1.3(A) following)
- End Office (described in 6.1.3(B) following)
- Chargeable Optional Features (described in 6.1.3(C) following)
- Common Line (described in Section 3. preceding)

(A) Local Transport

The Local Transport rate category establishes the charges related to the transmission and tandem switching facilities between the customer designated premises and the end office switch(es), which may be a Remote Switching Module(s) or WATS Serving Office, where the customer's traffic is switched to originate or terminate the customer's communications. Mileage measurement rules are set forth in 6.4.6 following and in this section.

Local Transport is a two-way voice frequency transmission path composed of facilities determined by the Telephone Company. The two-way voice frequency transmission path permits the transport of calls in the originating direction (from the end user end office switch to the customer designated premises) and in the terminating direction (from the customer designated premises to the end office switch), but not simultaneously. The voice frequency transmission path may be comprised of any form or configuration of plant capable of and typically used in the telecommunications industry for the transmission of voice and associated telephone signals within the frequency bandwidth of approximately 300 to 3000 Hz. The customer must specify the choice of facilities (i.e., Voice Grade 2 or 4 wire or High Capacity DS1 or DS3) to be used in the provision of the Direct Trunked Transport or Entrance Facility.

The customer must specify when ordering (1) whether the service is to be directly routed to an end office switch or through an access tandem switch, (2) the type of Direct Trunked Transport and whether it will overflow to Tandem Switched Transport when service is directly routed to an end office, (3) the type of Entrance Facility, (4) the directionality of the service, and (5) when multiplexing is required, the hub(s) at which the multiplexing will be provided.

When the customer has both Tandem Switched Transport and Direct Trunked Transport at the same end office, the customer will be provided Alternate Traffic Routing as set forth in 6.4.6 following.

NOTICE
THE INFORMATION CONTAINED IN THIS DOCUMENT IS SUBJECT TO CHANGE.
TRANSMITTAL NO. 13-01A

CenturyTel of the Gem State, Inc.
d/b/a CenturyLink
Access Service Catalog No. 3

Idaho Public Utilities Commission
Office of the Secretary
ACCEPTED FOR FILING
July 2, 2013
Boise, Idaho

Original Page 6-6

Issued: May 31, 2013

Effective: July 2, 2013

ACCESS SERVICE

6. Switched Access Service (Cont'd)

6.1 General (Cont'd)

6.1.3 Rate Categories (Cont'd)

(A) Local Transport (Cont'd)

Direct Trunked Transport is available at all tandems and at all end offices except those end offices identified in NATIONAL EXCHANGE CARRIER ASSOCIATION, INC. TARIFF F.C.C. NO. 4. as not having the capability to provide Direct Trunked Transport. Direct Trunked Transport is not available: (1) from end offices that provide equal access through a Centralized Equal Access arrangement, or (2) from end offices that lack recording or measurement capability.

Normally, Direct Trunked Transport of originating 800 series calls from an end office is available only from Service Switching Point (SSP) equipped end offices. However, certain SSP equipped end offices cannot accommodate the direct trunking of the 888 service access code. These end offices are identified in NATIONAL EXCHANGE CARRIER ASSOCIATION, INC., TARIFF F.C.C. NO. 4. Additionally, certain non-SSP equipped end offices can accommodate direct trunking of originating 800 series calls. These end offices are also identified in NATIONAL EXCHANGE CARRIER ASSOCIATION, INC., TARIFF F.C.C. No. 4.

Unless otherwise ordered by the F.C.C., where the Telephone Company elects to provide equal access through a Centralized Equal Access arrangement, the Telephone Company will designate the serving wire center (SWC). The designated SWC will normally be that wire center which provides dial tone to the telephone company Centralized Equal Access tandem office identified in NATIONAL EXCHANGE CARRIER ASSOCIATION, INC. TARIFF F.C.C. NO. 4. When service is provided in cooperation with a non telephone company provider of Centralized Equal Access, the SWC will be that wire center which would normally provide dial tone to the telephone company point of interconnection with the non telephone company provider of Centralized Equal Access specified in the catalog of the Centralized Equal Access provider. Those Telephone Company offices providing equal access through centralized arrangements are identified in NATIONAL EXCHANGE CARRIER ASSOCIATION, INC. TARIFF F.C.C. NO. 4.

NOTICE
THE INFORMATION CONTAINED IN THIS DOCUMENT IS SUBJECT TO CHANGE.
TRANSMITTAL NO. 13-01A

CenturyTel of the Gem State, Inc.
d/b/a CenturyLink
Access Service Catalog No. 3

Issued: May 31, 2013

Effective: July 2, 2013

ACCESS SERVICE

- 6. Switched Access Service (Cont'd)
- 6.1 General (Cont'd)
- 6.1.3 Rate Categories (Cont'd)
 - (A) Local Transport (Cont'd)

Local Transport is provided at the rates and charges set forth in Section 17 following. The application of these rates with respect to individual Feature Groups is as set forth in 6.4.1(C) following. When more than one Telephone Company is involved in providing the Switched Access Service, the Local Transport rates are applied as set forth in 2.4.7 preceding.

The Local Transport Rate Category includes five classifications of rate elements: (1) Entrance Facility, (2) Direct Trunked Transport, (3) Tandem Switched Transport, and (4) Multiplexing.

(1) Entrance Facility

The Entrance Facility recovers a portion of the costs associated with a communications path between a customer designated premises and the serving wire center of that premises. Included as part of the Entrance Facility is a standard channel interface arrangement which defines the technical characteristics associated with the type of facilities to which the access service is to be connected at the customer designated premises and the type of signaling capability, if any.

Three types of Entrance Facility are available: (1) Voice Grade 2 or 4 wire (an analog channel with an approximate bandwidth of 300 to 3000 Hz), (2) High Capacity DS1 (an isochronous serial digital channel with a rate of 1.544 Mbps) and (3) High Capacity DS3 (an isochronous serial digital channel with a rate of 44.736 Mbps). The minimum period for which a DS3 Entrance Facility is provided is twelve months.

One charge applies for each Entrance Facility that is terminated at a customer designated premises. This charge specified in Section 17 following will apply even if the customer designated premises and the serving wire center are collocated in a Telephone Company building.

A customer's Local Transport may be connected to the Entrance Facility of another customer, providing the other customer submits a Letter of Authorization for this connection and assumes full responsibility for the cost of the Entrance Facility.

CenturyTel of the Gem State, Inc.
d/b/a CenturyLink
Access Service Catalog No. 3

Idaho Public Utilities Commission
Office of the Secretary
ACCEPTED FOR FILING
July 2, 2013
Boise, Idaho

Original Page 6-8

Issued: May 31, 2013

Effective: July 2, 2013

ACCESS SERVICE

6. Switched Access Service (Cont'd)

6.1 General (Cont'd)

6.1.3 Rate Categories (Cont'd)

(A) Local Transport (Cont'd)

(2) Direct Trunked Transport

The Direct Trunked Transport rate elements recover a portion of the cost associated with a communications path between a serving wire center and an end office or serving wire center and a tandem on circuits dedicated to the use of a single customer.

Direct Trunked Transport is available to all tandems and to all end offices except those end offices identified in NATIONAL EXCHANGE CARRIER ASSOCIATION, INC. TARIFF F.C.C. NO. 4, WIRE CENTER INFORMATION as not having the capability to provide Direct Trunked Transport.

Direct Trunked Transport is not available: (1) from end offices that provide equal access through a Centralized Equal Access arrangement, or (2) from end offices that lack recording or measurement capability.

Normally, Direct Trunked Transport of originating 800 series calls from an end office is available only from Service Switching Point (SSP) equipped end offices. However, certain SSP equipped end offices cannot accommodate the direct trunking of the 888 service access code. These end offices are identified in NATIONAL EXCHANGE CARRIER ASSOCIATION, INC., TARIFF F.C.C. NO. 4. Additionally, certain non-SSP equipped end offices can accommodate direct trunking of originating 800 series calls. These end offices are also identified in NATIONAL EXCHANGE CARRIER ASSOCIATION, INC., TARIFF F.C.C. No. 4.

Three types of Direct Trunked Transport are available: (1) Voice Grade (an analog channel with an approximate bandwidth of 300 to 3000 Hz), (2) High Capacity DS1 (an isochronous serial digital channel with a rate of 1.544 Mbps), and (3) High Capacity DS3 (an isochronous serial digital channel with a rate of 44.736 Mbps). The minimum period for which a High Capacity DS3 Direct Trunked Transport is provided is twelve months.

High Capacity DS3 Direct Trunked Transport can not be terminated at end offices that are not identified as hub offices that provide DS3 to DS1 multiplexing.

NOTICE
THE INFORMATION CONTAINED IN THIS DOCUMENT IS SUBJECT TO CHANGE.
TRANSMITTAL NO. 13-01A

CenturyTel of the Gem State, Inc.
d/b/a CenturyLink
Access Service Catalog No. 3

Issued: May 31, 2013

Effective: July 2, 2013

ACCESS SERVICE

- 6. Switched Access Service (Cont'd)
 - 6.1 General (Cont'd)
 - 6.1.3 Rate Categories (Cont'd)
 - (A) Local Transport (Cont'd)

- (2) Direct Trunked Transport (Cont'd)

Additionally, DS1 Direct Trunked Transport can not be terminated at end offices that are not identified as hub offices that provide DS1 to Voice Grade multiplexing or are not electronic end offices. Offices that provide multiplexing are identified in NATIONAL EXCHANGE CARRIER ASSOCIATION, INC. TARIFF F.C.C. NO. 4, WIRE CENTER INFORMATION.

Direct Trunked Transport rates consist of a Direct Trunked Facility rate specified in Section 17 following which is applied on a per mile basis and a Direct Trunked Termination rate which is applied at each end of each measured segment of the Direct Trunked Facility (e.g., at the end office, hub, tandem, and serving wire center). When the Direct Trunked Facility mileage is zero, neither the Direct Trunked Facility rate nor the Direct Trunked Termination rate will apply.

The Direct Trunked Facility rate recovers a portion of the costs of transmission facilities, including intermediate transmission circuit equipment, between the end points of the interoffice circuits.

The Direct Trunked Termination rate specified in Section 17 following recovers a portion of the costs of the circuit equipment that is necessary for the termination of each end of the Direct Trunked Facility.

CenturyTel of the Gem State, Inc.
d/b/a CenturyLink
Access Service Catalog No. 3

2nd Revised Page 6-10
Cancels 1st Revised Page 6-10
Effective: July 1, 2021

Issued: June 10, 2021

ACCESS SERVICE

- 6. Switched Access Service (Cont'd)
- 6.1 General (Cont'd)
- 6.1.3 Rate Categories (Cont'd)
- (A) Local Transport (Cont'd)

- (3) Tandem Switched Transport

The Tandem Switched Transport rate elements recover a portion of the costs associated with a communications path between a tandem and an end office on circuits that are switched at a tandem switch. For examples of Tandem Switched Transport, see Section 2.4.7 preceding.

Effective July 1, 2021, as established in the 8YY Access Charge Reform (FCC 20-143), existing tandem switching charges and transport charges for originating 8YY traffic are eliminated and a single joint tandem switched access service rate element for 8YY originating access service is established. The 8YY originating Joint Tandem Switched Transport rate is provided at the rates set forth in Section 17.4.2(A)(3).

(N)
|
(N)

Tandem Switched Transport rates consist of a Tandem Switching rate, a Tandem Switched Facility rate, and a Tandem Switched Termination rate.

In those instances where an SSP equipped end office is capable of handling 800 traffic on a direct trunked basis but incapable of handling 888 traffic on a direct trunked basis, a full credit will be provided for tandem switched transport charges associated with FGC and FGD service for 888 traffic delivered at the tandem. This results in all 800 series traffic being rated as direct trunked transport regardless of whether the SSP equipped end office is capable of handling 888 traffic on a direct trunked basis. Those SSP equipped end offices that cannot accommodate direct trunking of originating 888 traffic are identified in NECA TARIFF F.C.C. NO. 4, WIRE CENTER INFORMATION.

- (a) The Tandem Switching rate recovers a portion of the costs of switching traffic through an access tandem. The Tandem Switching rate specified in Section 17 following is applied on a per access minute per tandem basis for all originating and all terminating minutes of use switched at the tandem. Tandem locations are identified in NATIONAL EXCHANGE CARRIER ASSOCIATION, INC. TARIFF F.C.C. NO. 4, WIRE CENTER INFORMATION.

(M)

(M) Certain material previously appearing on this page now appears on Page 6-11.

ID2021-09

CenturyTel of the Gem State, Inc.
d/b/a CenturyLink
Access Service Catalog No. 3

2nd Revised Page 6-11
Cancels 1st Revised Page 6-11
Effective: July 1, 2021

Issued: June 10, 2021

ACCESS SERVICE

6. Switched Access Service (Cont'd)

6.1 General (Cont'd)

6.1.3 Rate Categories (Cont'd)

(A) Local Transport (Cont'd)

(3) Tandem Switched Transport (Cont'd)

(b) *The Tandem Switched Facility rate recovers a portion of the costs of transmission facilities, including intermediate transmission circuit equipment, between the end points of interoffice circuits. The Tandem Switched Facility rate specified in Section 17 following is applied on a per access minute per mile basis for all originating and terminating minutes of use routed over the facility.*

(M)
|
(M)

(c) The Tandem Switched Termination rate recovers a portion of the costs of circuit equipment necessary for the termination of each end of each measured segment of the Tandem Switched Facility. The Tandem Switched Termination rate specified in Section 17 following is applied on a per access minute basis (for all originating and terminating minutes of use routed over the facility) at each end of each measured segment of Tandem Switched Facility (e.g., at the end office, Feature Group A dial tone office, host office and tandem). When the Tandem Switched Facility mileage is zero, neither the Tandem Switched Facility rate nor the Tandem Switched Termination rate will apply.

(d) The Dedicated Trunk Port is applicable to the purchase of dedicated trunks terminated by that port. The Dedicated Trunk Port provides for the termination of a dedicated trunk at the end office or access tandem. The Dedicated Trunk Port is a flat rated charge assessed on a per channel basis. The rate is determined based on whether the trunk is voice grade or DS1.

(e) Common/Shared Multiplexing provides for the use of the multiplexing equipment at the remote, the end office, and at the access tandem. The common transport multiplexing rate element is assessed on a per minute of use basis at the tandem.

(M) Italicized material previously appeared on 1st Revised Page 6-10.

ID2021-09

CenturyTel of the Gem State, Inc.
d/b/a CenturyLink
Access Service Catalog No. 3

Idaho Public Utilities Commission
Office of the Secretary
ACCEPTED FOR FILING
July 2, 2013
Boise, Idaho

Original Page 6-12

Issued: May 31, 2013

Effective: July 2, 2013

ACCESS SERVICE

6. Switched Access Service (Cont'd)

6.1 General (Cont'd)

6.1.3 Rate Categories (Cont'd)

(A) Local Transport (Cont'd)

(4) Multiplexing

DS3 to DS1 Multiplexing charges specified in Section 17 following apply when a High Capacity DS3 Entrance Facility or High Capacity DS3 Direct Trunked Facility is connected with High Capacity DS1 Direct Trunked Transport. The DS3 to DS1 multiplexer will convert a 44.736 Mbps channel to 28 DS1 channels using digital time division multiplexing.

DS1 to Voice Grade Multiplexing charges apply when a High Capacity DS1 Entrance Facility or High Capacity DS1 Direct Trunked Facility is connected with Voice Grade Direct Trunked Transport. However, a DS1 to Voice Grade Multiplexing charge does not apply when a High Capacity DS1 Entrance Facility or High Capacity DS1 Direct Trunked Transport is terminated at an electronic end office and only Switched Access Service is provided over the DS1 facility (i.e., Voice Grade Special Access channels are not derived). The DS1 to Voice Grade multiplexer will convert a 1.544 Mbps channel to 24 Voice Grade channels.

Multiplexing is only available at wire centers identified in NATIONAL EXCHANGE CARRIER ASSOCIATION, INC. TARIFF F.C.C. NO. 4, WIRE CENTER INFORMATION.

NOTICE
THE INFORMATION CONTAINED IN THIS DOCUMENT IS SUBJECT TO CHANGE.
TRANSMITTAL NO. 13-01A

CenturyTel of the Gem State, Inc.
d/b/a CenturyLink
Access Service Catalog No. 3

Idaho Public Utilities Commission
Office of the Secretary
ACCEPTED FOR FILING
July 2, 2013
Boise, Idaho

Original Page 6-13

Issued: May 31, 2013

Effective: July 2, 2013

ACCESS SERVICE

6. Switched Access Service (Cont'd)

6.1 General (Cont'd)

6.1.3 Rate Categories (Cont'd)

(A) Local Transport (Cont'd)

(5) Interface Groups

Ten Interface Groups are provided for terminating the Entrance Facility at the customer's designated premises. Technical specifications concerning the available interface groups are set forth in 15.1 following.

(6) Nonchargeable Optional Features

Where transmission facilities permit, the individual transmission path between the customer's designated premises and the first point of switching, may at the option of the customer, be provided with the following optional features as set forth and described in 15.1.1(E) following.

- Supervisory Signaling
- Customer Specified Entry Switch Receive Level
- Customer Specification of Local Transport Termination
- 64 Clear Channel Capability

When a customer subscribes to Common Channel Signaling (SS7) Network Connection Service (CCSNC Service), the following optional features are made available and are described in 6.10.1 following.

- Signaling System 7 (SS7) Signaling
- Calling Party Number
- Carrier Selection Parameter
- Charge Number Parameter

NOTICE
THE INFORMATION CONTAINED IN THIS DOCUMENT IS SUBJECT TO CHANGE.
TRANSMITTAL NO. 13-01A

Issued: June 10, 2021

ACCESS SERVICE

6. Switched Access Service (Cont'd)

6.1 General (Cont'd)

6.1.3 Rate Categories (Cont'd)

(A) Local Transport (Cont'd)

(8) Chargeable Optional Features

Common Channel Signaling, Signaling System 7 (CCS/SS7) Network Connection (CCSNC) Service provides a signaling path between a customer's designated Signaling Point of Interface (SPOI) and a Telephone Company's Signaling Transfer Point (STP). CCSNC is provided as set forth in 6.10.5 following.

800 Data Base Access Service is provided to all customers in conjunction with FGC and FGD switched access service. A Basic or Vertical Feature Query charge, as set forth in Section 17 following, is assessed for each completed query returned from the 800 data base whether or not the actual call is delivered to the customer. The query is considered completed when the appropriate call routing information is returned to the Service Switching Point (SSP) that launched the query. The Basic Query provides the identification of the customer to whom the call will be delivered and includes area of service routing which allows routing of 800 series calls by telephone companies to different interexchange carriers based on the Local Access Transport Area (LATA) in which the call originates. The Vertical Feature Query provides this same customer identification function in addition to vertical features which may include: (1) call validation (ensuring that calls originate from subscribed service areas); (2) POTS translation of 800 series numbers (which is generally necessary for the routing of 800 series calls); (3) alternate POTS translation (which allows subscribers to vary the routing of 800 series calls based on factors such as time of day, place of origination of the call, etc.); and (4) multiple carrier routing (which allows subscribers to route to different carriers based on factors similar to those in (3)).

(B) End Office

The End Office rate category establishes the charges related to the local end office switching and end user termination functions necessary to complete the transmission of Switched Access communications to and from the end users served by the local end office. The End Office rate category includes the Local **Switching rate** elements.

(T)

ID2021-09

CenturyTel of the Gem State, Inc.
d/b/a CenturyLink
Access Service Catalog No. 3

Idaho Public Utilities Commission
Office of the Secretary
ACCEPTED FOR FILING
July 2, 2013
Boise, Idaho

Original Page 6-15

Issued: May 31, 2013

Effective: July 2, 2013

ACCESS SERVICE

- 6. Switched Access Service (Cont'd)
- 6.1 General (Cont'd)
- 6.1.3 Rate Categories (Cont'd)
- (B) End Office (Cont'd)

- (1) Local Switching

The Local Switching rate element establishes the charges related to the use of end office switching equipment, the terminations in the end office of end user lines, and the terminations of calls at Telephone Company Intercept Operators or recordings.

Local Switching does not apply to Feature Groups B and D Switched Access Services associated with Wireless Switching Center (WSCs) directly interconnected to a Telephone Company access tandem office.

NOTICE
THE INFORMATION CONTAINED IN THIS DOCUMENT IS SUBJECT TO CHANGE.
TRANSMITTAL NO. 13-01A

CenturyTel of the Gem State, Inc.
d/b/a CenturyLink
Access Service Catalog No. 3

Idaho Public Utilities Commission
Office of the Secretary
ACCEPTED FOR FILING
July 2, 2013
Boise, Idaho

Original Page 6-16

Issued: May 31, 2013

Effective: July 2, 2013

ACCESS SERVICE

- 6. Switched Access Service (Cont'd)
- 6.1 General (Cont'd)
- 6.1.3 Rate Categories (Cont'd)
- (B) End Office (Cont'd)

- (1) Local Switching (Cont'd)

Rates for Local Switching are set forth in Section 17 following. The application of these rates with respect to individual Feature Groups is as set forth in 6.4.1(C) following.

There are four types of functions included in the Local Switching rate element: Common Switching, Transport Termination, Line Termination and Intercept. These are described in (a) through (d) following.

- (a) Common Switching

Common Switching provides the local end office switching functions associated with the various access (i.e., Feature Group) switching arrangements. The Common Switching arrangements provided for the various Feature Group arrangements are described in 6.5 through 6.9 following.

Included as part of Common Switching are various nonchargeable optional features which the customer can order to meet the customer's specific communications requirements. These optional features are described in 6.10.1 following.

- (b) Transport Termination

Transport Termination functions provide for the line or trunk side arrangements which terminate the Local Transport facilities. Included as part of these functions are various nonchargeable optional termination arrangements. These optional terminating arrangements are described in 6.10.2 following.

The number of Transport Terminations provided will be determined by the Telephone Company as set forth in 6.2.5 following.

NOTICE
THE INFORMATION CONTAINED IN THIS DOCUMENT IS SUBJECT TO CHANGE.
TRANSMITTAL NO. 13-01A

CenturyTel of the Gem State, Inc.
d/b/a CenturyLink
Access Service Catalog No. 3

Idaho Public Utilities Commission
Office of the Secretary
ACCEPTED FOR FILING
July 2, 2013
Boise, Idaho

Original Page 6-17

Issued: May 31, 2013

Effective: July 2, 2013

ACCESS SERVICE

6. Switched Access Service (Cont'd)

6.1 General (Cont'd)

6.1.3 Rate Categories (Cont'd)

(B) End Office (Cont'd)

(1) Local Switching (Cont'd)

(c) Line Termination

Line Termination provides for the terminations of end user lines in the local end office. There are two types of Line Terminations, i.e., Common Line Terminations and Special Access Service Terminations utilized in the provision of WATS or WATS-type services at Telephone Company designated WATS Serving Offices.

The above Special Access Service Terminations are differentiated by line side vs. trunk side terminations. In addition, there are various types of originating and terminating line side terminations depending on the type of signaling associated with the Special Access Service. Line side terminations are available with either dial pulse or dual tone multifrequency address signaling.

(d) Intercept

The Intercept function provides for the termination of a call at a Telephone Company Intercept operator or recording. The operator or recording tells a caller why a call, as dialed, could not be completed, and if possible, provides the correct number.

NOTICE
THE INFORMATION CONTAINED IN THIS DOCUMENT IS SUBJECT TO CHANGE.
TRANSMITTAL NO. 13-01A

CenturyTel of the Gem State, Inc.
d/b/a CenturyLink
Access Service Catalog No. 3

Idaho Public Utilities Commission
Office of the Secretary
ACCEPTED FOR FILING
July 2, 2013
Boise, Idaho

Original Page 6-18

Issued: May 31, 2013

Effective: July 2, 2013

ACCESS SERVICE

6. Switched Access Service (Cont'd)

6.1 General (Cont'd)

6.1.3 Rate Categories (Cont'd)

(C) Chargeable Optional Features

Where facilities permit, the Telephone Company will, at the option of the customer, provide the following chargeable optional features.

(1) Interim NXX Translation

The Interim NXX Translation rate element provides for customer identification of non-data base services when calls are directed by end users in the 1+SAC+NXX-XXXX (e.g., 1+900+NXX-XXXX) format. The NXX codes are assigned to specific customers in conformance with the North American Numbering Plan (NANP). NXX code assignment(s) will be made by the BellCore NANP Coordinator. The Telephone Company will use the NXX code to identify the customer to whose point of termination the traffic is to be delivered, (i.e., at appropriately equipped electronic end offices, access tandems or through contracted arrangements with other parties.) It is then the responsibility of the customer to do any further translation the customer deems necessary to route the call. Customer assigned NXX codes which have not been ordered will be blocked.

(2) 800 Data Base Access Service

800 Data Base Access Service is provided to all customers in conjunction with FGC and FGD switched access service. When a 1+800 series+NXX-XXXX call is originated by an end user, the Telephone Company will utilize the Signaling System 7 (SS7) network to query an 800 data base to identify the customer to whom the call will be delivered and provide vertical features based on the dialed ten digits. The call will then be routed to the identified customer over FGC or FGD switched access. The 800 series includes the following service access codes: 800, 888, 877, 866, 855, 844, 833 and 822.

NOTICE
THE INFORMATION CONTAINED IN THIS DOCUMENT IS SUBJECT TO CHANGE.
TRANSMITTAL NO. 13-01A

CenturyTel of the Gem State, Inc.
d/b/a CenturyLink
Access Service Catalog No. 3

Issued: May 31, 2013

Effective: July 2, 2013

ACCESS SERVICE

- 6. Switched Access Service (Cont'd)
 - 6.1 General (Cont'd)
 - 6.1.3 Rate Categories (Cont'd)
 - (C) Chargeable Optional Features (Cont'd)
 - (2) 800 Data Base Access Service (Cont'd)

A Basic or Vertical Feature Query charge, as set forth in Section 17 following, is assessed for each query launched to the data base which identifies the customer to whom the call will be delivered. The Basic Query provides the identification of the customer to whom the call will be delivered and includes area of service routing which allows routing of 800 series calls by telephone companies to different interexchange carriers based on the Local Access Transport Area (LATA) in which the call originates. The Vertical Feature Query provides the same customer identification as the basic query and vertical features which may include: (1) call validation, (ensuring that calls originate from subscribed service areas); (2) POTS translation of 800 series numbers; (3) alternate POTS translation (which allows subscribers to vary the routing of 800 series calls based on factors such as time of day, place or origination of the call, etc.); and (4) multiple carrier routing (which allows subscribers to route to different carriers based on factors similar to those in (3)).

CenturyTel of the Gem State, Inc.
d/b/a CenturyLink
Access Service Catalog No. 3

Idaho Public Utilities Commission
Office of the Secretary
ACCEPTED FOR FILING
July 2, 2013
Boise, Idaho
Original Page 6-20

Issued: May 31, 2013

Effective: July 2, 2013

ACCESS SERVICE

6. Switched Access Service (Cont'd)

6.1 General (Cont'd)

6.1.4 Special Facilities Routing

Any customer may request that the facilities used to provide Switched Access Service be specially routed. The regulations for Special Facilities Routing (i.e., Avoidance, Diversity and Cable-Only) are set forth in Section 11. following.

6.1.5 Design Layout Report

At the request of the customer, the Telephone Company will provide to the customer the makeup of the facilities and services provided from the customer's premises to the first point of switching. This information will be provided in the form of a Design Layout Report. The Design Layout Report will be provided to the customer at no charge, and will be reissued or updated whenever these facilities are materially changed.

6.2 Undertaking of the Telephone Company

In addition to the obligations of the Telephone Company set forth in Section 2. preceding, the Telephone Company has certain other obligations concerning only the provision of Switched Access Service. These obligations are as follows:

6.2.1 Network Management

The Telephone Company will administer its network to insure the provision of acceptable service levels to all telecommunications users of the Telephone Company's network services. Generally, service levels are considered acceptable only when both end users and customers are able to establish connections with little or no delay encountered within the Telephone Company network. The Telephone Company maintains the right to apply protective controls, i.e., those actions, such as call gapping, which selectively cancel the completion of traffic, over any traffic carried over its network, including that associated with a customer's Switched Access Service. Generally, such protective measures would only be taken as a result of occurrences such as failure or overload of Telephone Company or customer facilities, natural disasters, mass calling or national security demands. In the event that the protective controls applied by the Telephone Company result in the complete loss of service by the customer, the customer will be granted a Credit Allowance for Service Interruption as set forth in 2.4.4(B)(3) preceding.

NOTICE
THE INFORMATION CONTAINED IN THIS DOCUMENT IS SUBJECT TO CHANGE.
TRANSMITTAL NO. 13-01A

CenturyTel of the Gem State, Inc.
d/b/a CenturyLink
Access Service Catalog No. 3

Idaho Public Utilities Commission
Office of the Secretary
ACCEPTED FOR FILING
July 2, 2013
Boise, Idaho

Original Page 6-21

Issued: May 31, 2013

Effective: July 2, 2013

ACCESS SERVICE

6. Switched Access Service (Cont'd)
6.2 Undertaking of the Telephone Company (Cont'd)

6.2.2 Transmission Specifications

Each Switched Access Service transmission path is provided with standard transmission specifications. There are three different standard specifications (Types A, B and C). The standard for a particular transmission path is dependent on the Feature Group, the Interface Group and whether the service is directly routed or via an access tandem. The available transmission specifications are set forth in 15.1.2 following. Data Transmission Parameters are also provided with each Switched Access Service transmission path. The Telephone Company will, upon notification by the customer that the data parameters set forth in 15.1.3 following are not being met, conduct tests independently or in cooperation with the customer, and take any necessary action to insure that the data parameters are met.

The Telephone Company will maintain existing transmission specifications on functioning service configurations installed prior to May 25, 1984, except that service configurations having performance specifications exceeding the standards set forth in 15.1.2 following will be maintained at the performance levels specified.

The transmission specifications concerning Switched Access Service are limits which, when exceeded, may require the immediate corrective action of the Telephone Company. The transmission specifications are set forth in 15.1.2 following. Acceptance limits are set forth in Technical Reference GR-334-CORE. This Technical Reference also provides the basis for determining Switched Access Service maintenance limits.

NOTICE
THE INFORMATION CONTAINED IN THIS DOCUMENT IS SUBJECT TO CHANGE.
TRANSMITTAL NO. 13-01A

CenturyTel of the Gem State, Inc.
d/b/a CenturyLink
Access Service Catalog No. 3

Idaho Public Utilities Commission
Office of the Secretary
ACCEPTED FOR FILING
July 2, 2013
Boise, Idaho

Original Page 6-22

Issued: May 31, 2013

Effective: July 2, 2013

ACCESS SERVICE

6. Switched Access Service (Cont'd)
6.2 Undertaking of the Telephone Company (Cont'd)

6.2.3 Provision of Service Performance Data

Subject to availability, end-to-end service performance data available to the Telephone Company through its own service evaluation routines, may also be made available to the customer based on previously arranged intervals and format. These data provide information on overall end-to-end call completion and non-completion performance, e.g., customer equipment blockage, failure results and transmission performance. These data do not include service performance data which are provided under other catalog sections, e.g., testing service results. If data are to be provided in other than paper format, the charges for such exchange will be determined on an individual case basis.

6.2.4 Testing

(A) Acceptance Testing

At no additional charge the Telephone Company will, at the customer's request, cooperatively test at the time of installation, the following parameters: loss, C-notched noise, C-message noise, 3-tone slope, d.c. continuity and operational signaling. When the Local Transport is provided with Interface Groups 2 through 10, and the Transport Termination is two-wire (i.e., there is a four-wire to two-wire conversion in Local Transport), balance parameters (equal level echo path loss) may also be tested.

(B) Routine Testing

At no additional charge, the Telephone Company will, at the customer's request, test after installation on an automatic or manual basis, 1004 Hz loss, C-message noise and Balance (Improved Return loss).

In the case of automatic testing, the customer shall provide remote office test lines and 105 test lines with associated responders or their functional equivalent.

The frequency of these tests will be that which is mutually agreed upon by the customer and the Telephone Company, but shall consist of not less than quarterly 1004 Hz Loss and C-message noise tests and an annual Balance test. Trunk test failures requiring customer participation for trouble resolution will be provided to the customer on an as-occurs basis.

Additional tests may be ordered as set forth in Section 13 following. Charges for these additional tests are set forth in Section 17 following.

NOTICE
THE INFORMATION CONTAINED IN THIS DOCUMENT IS SUBJECT TO CHANGE.
TRANSMITTAL NO. 13-01A

CenturyTel of the Gem State, Inc.
d/b/a CenturyLink
Access Service Catalog No. 3

Idaho Public Utilities Commission
Office of the Secretary
ACCEPTED FOR FILING
July 2, 2013
Boise, Idaho
Original Page 6-23

Issued: May 31, 2013

Effective: July 2, 2013

ACCESS SERVICE

6. Switched Access Service (Cont'd)

6.2 Undertaking of the Telephone Company (Cont'd)

6.2.5 Determination of Number of Transmission Paths

For Feature Groups A and B, which are ordered on a per line or per trunk basis respectively, and Feature Groups C and D when ordered on a per trunk basis the customer specifies the type of transport facilities and the number of channels in the order for service.

For Tandem Switched Transport, the Telephone Company will determine the number of Switched Access Service transmission paths to be provided for the Switched Access Feature Group C and D busy hour minutes of capacity ordered. The number of transmission paths will be developed using the total busy hour minutes of capacity by type (as described in 6.1.1(B) preceding) for the end offices for each Feature Group ordered from a customer's designated premises. The total busy hour minutes of capacity by type (e.g., originating, terminating) for the end office will be converted to transmission paths using standard Telephone Company traffic engineering methods. The number of transmission paths provided shall be the number required based on (1) the use of access tandem switches and end office switches, (2) the use of the end office switches only, or (3) the use of the tandem switches only.

6.2.6 Trunk Group Measurement Reports

Subject to availability, the Telephone Company will make available trunk group data in the form of usage in CCS, peg count and overflow, to the customer based on previously agreed to intervals.

NOTICE
THE INFORMATION CONTAINED IN THIS DOCUMENT IS SUBJECT TO CHANGE.
TRANSMITTAL NO. 13-01A

CenturyTel of the Gem State, Inc.
d/b/a CenturyLink
Access Service Catalog No. 3

Idaho Public Utilities Commission
Office of the Secretary
ACCEPTED FOR FILING
July 2, 2013
Boise, Idaho

Original Page 6-24

Issued: May 31, 2013

Effective: July 2, 2013

ACCESS SERVICE

6. Switched Access Service (Cont'd)

6.3 Obligations of the Customer

In addition to the obligations of the customer set forth in Section 2. preceding, the customer has certain specific obligations pertaining to the use of Switched Access Service. These obligations are as follows:

6.3.1 Report Requirements

Customers are responsible for providing the following reports to the Telephone Company, when applicable.

(A) Jurisdictional Reports

When a customer orders Switched Access Service for both interstate and intrastate use, the customer is responsible for providing reports as set forth in 2.3.11 preceding. Charges will be apportioned in accordance with those reports. The method to be used for determining the interstate charges is set forth in 2.3.12 preceding.

(B) Code Screening Reports

When a customer orders service class routing, trunk access limitation or call gapping arrangements, it must report the number of trunks and/or the appropriate codes to be instituted in each end office or access tandem switch, for each of the arrangements ordered.

6.3.2 Trunk Group Measurement Reports

With the agreement of the customer, trunk group data in the form of usage in CCS, peg count and overflow for its end of all access trunk groups, where technologically feasible, will be made available to the Telephone Company. These data will be used to monitor trunk group utilization and service performance and will be based on previously arranged intervals and format.

6.3.3 Supervisory Signaling

The customer's facilities shall provide the necessary on-hook, off-hook, answer and disconnect supervision.

NOTICE
THE INFORMATION CONTAINED IN THIS DOCUMENT IS SUBJECT TO CHANGE.
TRANSMITTAL NO. 13-01A

CenturyTel of the Gem State, Inc.
d/b/a CenturyLink
Access Service Catalog No. 3

Idaho Public Utilities Commission
Office of the Secretary
ACCEPTED FOR FILING
July 2, 2013
Boise, Idaho

Original Page 6-25

Issued: May 31, 2013

Effective: July 2, 2013

ACCESS SERVICE

- 6. Switched Access Service (Cont'd)
- 6.3 Obligations of the Customer (Cont'd)

- 6.3.4 Short Duration Mass Calling Requirements

When a customer offers service for which a substantial call volume is expected during a short period of time (e.g., 900 service media stimulated events), the customer must notify the Telephone Company at least 48 hours in advance of each peak period. Notification should include the nature, time, duration, and frequency of the event, an estimated call volume, and the telephone number(s) to be used.

On the basis of the information provided, the telephone Company may invoke network management controls, (e.g., call gapping and code blocking) to reduce the probability of excessive network congestion. The Telephone Company will work cooperatively with the customer to determine the appropriate level of such control.

NOTICE
THE INFORMATION CONTAINED IN THIS DOCUMENT IS SUBJECT TO CHANGE.
TRANSMITTAL NO. 13-01A

CenturyTel of the Gem State, Inc.
d/b/a CenturyLink
Access Service Catalog No. 3

Idaho Public Utilities Commission
Office of the Secretary
ACCEPTED FOR FILING
July 2, 2013
Boise, Idaho

Original Page 6-26

Issued: May 31, 2013

Effective: July 2, 2013

ACCESS SERVICE

6. Switched Access Service (Cont'd)

6.4 Rate Regulations

This section contains the specific regulations governing the rates and charges that apply for Switched Access Service.

6.4.1 Description and Application of Rates and Charges

There are two types of rates and charges that apply to Switched Access Service; recurring (usage and flat rates) and nonrecurring charges. These rates and charges are applied differently to the various rate elements as set forth in (C) following.

(A) Recurring Rates

- (1) Usage Rates for Switched Access Service are rates that apply on a per access minute or a per call basis. Access minute charges and per call charges are accumulated over a monthly period.
- (2) Flat Rates for Switched Access Service are rates that apply on a per month per rate element basis.

(B) Nonrecurring Charges

Nonrecurring charges are one-time charges that apply for a specific work activity (i.e., installation or change to an existing service). The types of nonrecurring charges that apply for Switched Access Service are: installation of service, Interim NXX Translation optional feature and service rearrangements. These charges with the exception of the Interim NXX Translation optional feature are in addition to the Access Order Charge as specified in Section 17 following.

(1) Installation of Service

When the Telephone Company has identified in NECA Tariff F.C.C. No. 4, Wire Center Information that it has not received a bona fide request for Direct Trunked Transport, a nonrecurring Installation per Line or Trunk Charge as set forth in Section 17 following applies to each Switched Access Service installed. For FGA, which is ordered on a per line basis, and for FGB, FGC and FGD, which is ordered on a per trunk

NOTICE
THE INFORMATION CONTAINED IN THIS DOCUMENT IS SUBJECT TO CHANGE.
TRANSMITTAL NO. 13-01A

CenturyTel of the Gem State, Inc.
d/b/a CenturyLink
Access Service Catalog No. 3

Issued: May 31, 2013

Effective: July 2, 2013

ACCESS SERVICE

- 6. Switched Access Service (Cont'd)
- 6.4 Rate Regulations (Cont'd)
- 6.4.1 Description and Application of Rates and Charges (Cont'd)
- (B) Nonrecurring Charges (Cont'd)

- (1) Installation of Service (Cont'd)

basis, the charge is applied on a per line or trunk basis respectively. For FGC and FGD, which are ordered on a busy hour minutes of capacity basis, the charge is also applied on a per trunk basis but the charge applies only when the capacity ordered requires the installation or activation of an additional trunk(s) which is uniquely identified for the sole use of the ordering customer.

For Entrance Facilities, a Local Transport nonrecurring installation charge, as set forth in Section 17 following, will be applied at the serving wire center for each Entrance Facility installed. This charge is not applied when the Telephone Company has identified in NATIONAL EXCHANGE CARRIER ASSOCIATION TARIFF F.C.C. No. 4, WIRE CENTER INFORMATION that it has not received a bona fide request for Direct Trunked Transport.

For Direct Trunked Transport ordered to the end office, a Local Transport nonrecurring trunk activation charge, as set forth in Section 17 following, will be applied at the end office on a per order basis for each group of 24 Direct Trunked Transport trunks or fraction thereof that is activated at the end office.

For Direct Trunked Transport ordered to the access tandem, a Local Transport nonrecurring trunk activation charge, as set forth in Section 17 following, will be applied at the access tandem on a per order basis for each group of 24 Direct Trunked Transport trunks or fraction thereof that is activated at the access tandem.

For Tandem Switched Transport, a Local Transport nonrecurring trunk activation charge, as set forth in Section 17 following, will be applied at the access tandem on a per order basis for each group of 24 dedicated trunks or fraction thereof that is activated at the access tandem.

CenturyTel of the Gem State, Inc.
d/b/a CenturyLink
Access Service Catalog No. 3

Issued: May 31, 2013

Effective: July 2, 2013

ACCESS SERVICE

6. Switched Access Service (Cont'd)
6.4 Rate Regulations (Cont'd)
6.4.1 Description and Application of Rates and Charges (Cont'd)
(B) Nonrecurring Charges (Cont'd)

- (1) Installation of Service (Cont'd)

A maximum of 24 trunks can be activated on a DS1 facility and a maximum of 672 trunks can be activated on a DS3 facility.

For example, if a customer orders a DS1 Entrance Facility and requests activation of 18 of the available circuits, the customer will be charged one Local Transport High Capacity DS1 Installation nonrecurring charge at the serving wire center and one Direct Trunked Transport Activation nonrecurring charge at the end office. If at a later date the customer requests the activation of three more circuits, the customer will then be charged an additional Direct Trunked Transport Activation nonrecurring charge. These charges are in addition to the Access Order Charge as specified in Section 17 following.

- (2) Interim NXX Translation Optional Feature

This nonrecurring charge applies to the initial order for the installation of the Interim NXX Translation optional feature with Feature Group C or Feature Group D Switched Access Service and for each subsequent order received to add or change NXX translation codes. This charge, if applicable, applies whether this optional feature is installed coincident with or at any time subsequent to the installation of Switched Access Services. This charge is applied by the Telephone Company per order, per LATA or Market Area. When it is necessary for multiple telephone companies to provide the translation function, the nonrecurring charge is assessed only by the Telephone Company that provides the final translation function which identifies the customer's traffic and this traffic is then delivered to the customer's point of termination without any further translation.

- (3) Service Rearrangements

All changes to existing services other than changes involving administrative activities and the off-hook supervisory signaling of FGA Access Services, will be treated as a discontinuance of the existing service and an installation of a new service. The nonrecurring charge described in (1) preceding will apply for this work activity. Moves that change the physical location of the point of termination are described and charged for as set forth in 6.4.4 following.

CenturyTel of the Gem State, Inc.
d/b/a CenturyLink
Access Service Catalog No. 3

Issued: May 31, 2013

Effective: July 2, 2013

ACCESS SERVICE

6. Switched Access Service (Cont'd)
6.4 Rate Regulations (Cont'd)
6.4.1 Description and Application of Rates and Charges (Cont'd)
(B) Nonrecurring Charges (Cont'd)
(3) Service Rearrangements (Cont'd)

If, due to technical limitations of the Telephone Company, a customer could not combine its Interim NXX traffic with its other trunk side Switched Access Services, no charge shall apply to combine these trunk groups when it becomes technically possible.

Administrative changes will be made without charge(s) to the customer. Administrative changes are as follows:

- Change of customer name,
- Change of customer or customer's end user premises address when the change of address is not a result of a physical relocation of equipment,
- Change in billing data (name, address, or contact name or telephone number),
- Change of agency authorization,
- Change of customer circuit identification,
- Change of billing account number,
- Change of customer test line number,
- Change of customer or customer's end user contact name or telephone number, and
- Change of jurisdiction.

Other changes made without charge to the customer are as follows:

- Changes and additions to existing Switched Access Services which are necessary due to Telephone Company initiated network reconfigurations, and required to provide the same grade of service to the customer that existed prior to the reconfiguration. Charges will apply to those changes and additions which are in excess of those required to provide the same grade of service and/or capacity. Grade of service will be as determined by industry standard engineering tables.

CenturyTel of the Gem State, Inc.
d/b/a CenturyLink
Access Service Catalog No. 3

Idaho Public Utilities Commission
Office of the Secretary
ACCEPTED FOR FILING
July 2, 2013
Boise, Idaho

Original Page 6-30

Issued: May 31, 2013

Effective: July 2, 2013

ACCESS SERVICE

6. Switched Access Service (Cont'd)
- 6.4 Rate Regulations (Cont'd)
 - 6.4.1 Description and Application of Rates and Charges (Cont'd)
 - (B) Nonrecurring Charges (Cont'd)
 - (3) Service Rearrangements (Cont'd)

Changes to the point in time when the off-hook supervisory signal is provided in the originating call sequence i.e., when the off-hook supervisory signal is changed from being provided by the customer's equipment before the called party answers to being forwarded by the customer's equipment when the called party answers or vice versa, are subject to the Access Order Charge as set forth in Section 17 following.

For additions, changes or modifications to an optional feature which has a separate nonrecurring charge, that nonrecurring charge will apply.

For additions, changes, or modifications to optional features that do not have their own separate nonrecurring charges, an Access Order Charge as set forth in Section 17 following will apply (with the exception of the addition of 64 Clear Channel Capability to an existing service).

When an optional feature is not required on each transmission path, but rather for an entire transmission path group, an end office or an access tandem switch, only one such charge will apply (i.e., it will not apply per transmission path).

When the 64 Clear Channel Capability optional feature is installed on an existing facility, the addition will be treated as a discontinuance and start of service and all associated non-recurring charges will apply.

For conversion of FGC and FGD trunks from multifrequency address signaling to SS7 signaling or from SS7 signaling to multifrequency address signaling, nonrecurring charges will apply as set forth in Section 17 following.

NOTICE
THE INFORMATION CONTAINED IN THIS DOCUMENT IS SUBJECT TO CHANGE.
TRANSMITTAL NO. 13-01A

CenturyTel of the Gem State, Inc.
d/b/a CenturyLink
Access Service Catalog No. 3

Idaho Public Utilities Commission
Office of the Secretary
ACCEPTED FOR FILING
July 2, 2013
Boise, Idaho

Original Page 6-31

Issued: May 31, 2013

Effective: July 2, 2013

ACCESS SERVICE

- 6. Switched Access Service (Cont'd)
- 6.4 Rate Regulations (Cont'd)
- 6.4.1 Description and Application of Rates and Charges (Cont'd)

- (C) Application of Rates

Rates are applied either as premium or non-premium rates. The application of these rates is dependent upon the Feature Group, type of Entrance Facility, type of transport (e.g., Direct Trunked Transport, Tandem Switched Transport, type of Multiplexing) and the availability of equal access capabilities in the end office to which the service is provided.

The following rules provide the basis for applying the rates and charges:

- (1) Premium Rates

Premium rates apply to all FGC access minutes when the service is provided to customers which furnish intrastate (C) MTS/WATS, to all access minutes that originate or terminate at end offices equipped with equal access (i.e., FGD) capabilities. Premium rates also apply to FGB and FGD access minutes that originate or terminate at a Wireless Switching Center (WSC) that is directly connected to a Telephone Company access tandem office. In addition, premium rates apply to FGA and FGB access minutes when utilized in the provision of MTS/WATS service.

NOTICE
THE INFORMATION CONTAINED IN THIS DOCUMENT IS SUBJECT TO CHANGE.
TRANSMITTAL NO. 13-01A

CenturyTel of the Gem State, Inc.
d/b/a CenturyLink
Access Service Catalog No. 3

Idaho Public Utilities Commission
Office of the Secretary
ACCEPTED FOR FILING
July 2, 2013
Boise, Idaho

Original Page 6-32

Issued: May 31, 2013

Effective: July 2, 2013

ACCESS SERVICE

6. Switched Access Service (Cont'd)

6.4 Rate Regulations (Cont'd)

6.4.1 Description and Application of Rates and Charges (Cont'd)

(C) Application of Rates (Cont'd)

(1) Premium Rates (Cont'd)

In addition, premium rates always apply to the following Local Transport rate elements:

- Entrance Facility
- Direct Trunked Facility
- Direct Trunked Termination
- Multiplexing
- Tandem Switched Facility
- Tandem Switched Termination
- Tandem Switching

(2) Non-premium Rates

Non-premium rates do not apply to the following Local Transport rate elements:

- Entrance Facility
- Direct Trunked Facility
- Direct Trunked Termination
- Multiplexing
- Tandem Switched Facility
- Tandem Switched Termination
- Tandem Switching

Non-premium rates (i.e., discounted access minute rates) apply to all FGA and FGB access minutes (measured or assumed) originating or terminating in an end office which is not equipped with equal access capabilities. Non-premium rates do not apply to FGA and FGB access minutes when utilized in the provision of MTS/WATS service.

In addition, non-premium rates apply to FGC access minutes originating in an end office which is not equipped with equal access capabilities when the FGC service is used in conjunction with the Interim NXX Translation optional feature or 800 Data Base services by customers who do not furnish intrastate MTS/WATS.

NOTICE
THE INFORMATION CONTAINED IN THIS DOCUMENT IS SUBJECT TO CHANGE.
TRANSMITTAL NO. 13-01A

CenturyTel of the Gem State, Inc.
d/b/a CenturyLink
Access Service Catalog No. 3

Idaho Public Utilities Commission
Office of the Secretary
ACCEPTED FOR FILING
July 2, 2013
Boise, Idaho

Original Page 6-33

Issued: May 31, 2013

Effective: July 2, 2013

ACCESS SERVICE

6. Switched Access Service (Cont'd)

6.4 Rate Regulations (Cont'd)

6.4.1 Description and Application of Rates and Charges (Cont'd)

(C) Application of Rates (Cont'd)

(3) Transition Billing Arrangement

When FGA, or FGB Switched Access Service, except as set forth in (1) preceding, provided to an entry switch (i.e., dial tone office for FGA and access tandem for FGB) has usage originating from and/or terminating at both end offices that have been converted to equal access and end offices that have not been converted, the premium and non-premium rates will apply in the following manner:

- (a) All access minutes that originate from or terminate at the equal access end office(s) will be billed at premium rates. Access minutes that originate from or terminate at end offices not equipped with equal access capabilities, hereinafter referred to as non-premium access minutes, will continue to be billed at non-premium rates. Non-premium rates will apply as follows depending on the type of service.
 - (i) For FGA and FGB services, the number of non-premium access minutes to be billed at non-premium rates is derived by subtracting the number of premium rated access minutes from the total number of access minutes.
 - (ii) Premium access minutes will be determined as set forth in (b) following.
- (b) The number of access minutes to be rated as premium access minutes is determined as follows:
 - (i) Where end office specific usage data is available, premium rates apply to the measured access minutes originating from or terminating at the equal access end office(s).
 - (ii) Where end office specific usage data is not available for originating and/or terminating FGA or FGB, the total originating and/or terminating usage will be measured or assumed usage at the entry switch as set forth respectively in 6.5.4 and 6.6.4 following. Originating and/or terminating usage will then be apportioned between premium and non-premium access minutes.

NOTICE
THE INFORMATION CONTAINED IN THIS DOCUMENT IS SUBJECT TO CHANGE.
TRANSMITTAL NO. 13-01A

CenturyTel of the Gem State, Inc.
d/b/a CenturyLink
Access Service Catalog No. 3

Issued: May 31, 2013

Effective: July 2, 2013

ACCESS SERVICE

- 6. Switched Access Service (Cont'd)
- 6.4 Rate Regulations (Cont'd)
- 6.4.1 Description and Application of Rates and Charges (Cont'd)
 - (C) Application of Rates (Cont'd)
 - (3) Transition Billing Arrangement (Cont'd)
 - (b) (Cont'd)
 - (ii) (Cont'd)

Such apportionment will be based on the ratio of the number of subscriber lines in the access area (i.e., local calling areas for FGA originating minutes, LATA for FGA terminating minutes and end offices subtending the access tandem for FGB minutes) of the first point of switching that are served by equal access end offices to the total number of subscriber lines in that access area. The ratio thus developed is applied to the total measured or assumed originating FGA usage, terminating FGA usage, originating FGB usage or terminating FGB usage, as applicable, to determine the usage to be billed at premium rates, unless adjusted as set forth in (iii) following.

The ratios used to calculate the premium usage will be determined on a quarterly basis. The ratios to be used for the succeeding quarter will be provided to the customer with the last bill rendered in the quarter or mailed separately within five working days after the first day of the new quarter (i.e., January, April, July and October).

For purposes of administering this provision: (1) subscriber lines are defined as exchange service lines, Centrex lines and Centrex-type lines provided by the Telephone Company under its local and/or general exchange service catalog; (2) the access area is defined as the local calling area of the dial tone office for originating FGA, the entire LATA for terminating FGA, and all end offices subtending the access tandem for originating and terminating FGB; and (3) the local calling area of the dial tone office is as defined in the Telephone Company's local and/or general exchange service catalog.

CenturyTel of the Gem State, Inc.
d/b/a CenturyLink
Access Service Catalog No. 3

Issued: May 31, 2013

Effective: July 2, 2013

ACCESS SERVICE

- 6. Switched Access Service (Cont'd)
- 6.4 Rate Regulations (Cont'd)
- 6.4.1 Description and Application of Rates and Charges (Cont'd)
 - (C) Application of Rates (Cont'd)
 - (3) Transition Billing Arrangement (Cont'd)
 - (b) (Cont'd)

(iii) Where FGD Switched Access Service is provided to a customer in an end office(s) where that customer's FGA or FGB premium access minutes have been determined in accordance with (ii) preceding, such premium access minutes will be adjusted in the following manner. For each FGD access minute originating from or terminating at that end office the originating or terminating FGA or FGB premium access minutes determined as set forth in (ii) preceding will be reduced on a one for one basis, but in no event shall the reduction exceed the total number of FGA or FGB premium access minutes originating from or terminating at that end office. For each FGA or FGB premium minute of use reduction in either the originating or terminating direction, a corresponding originating or terminating non-premium minute of use will be apportioned to those end offices in the access area that are non-equal. Such apportionment will be based upon a ratio of the number of subscriber lines in each non-equal end office to the total subscriber lines that are served by all non-equal end offices in the access area. The customer will be billed for the revised number of premium or non-premium access minutes.

CenturyTel of the Gem State, Inc.
d/b/a CenturyLink
Access Service Catalog No. 3

Idaho Public Utilities Commission
Office of the Secretary
ACCEPTED FOR FILING
July 2, 2013
Boise, Idaho

Original Page 6-36

Issued: May 31, 2013

Effective: July 2, 2013

ACCESS SERVICE

- 6. Switched Access Service (Cont'd)
- 6.4 Rate Regulations (Cont'd)
- 6.4.1 Description and Application of Rates and Charges (Cont'd)
- (C) Application of Rates (Cont'd)

- (4) Unmeasured FGA and FGB Access Services

Where originating and/or terminating measurement capability does not exist for Feature Group A or Feature Group B Switched Access Services provided to the first point of switching, the number of access minutes that will be assumed are as set forth following in 6.5.4 and 6.6.4 respectively.

NOTICE
THE INFORMATION CONTAINED IN THIS DOCUMENT IS SUBJECT TO CHANGE.
TRANSMITTAL NO. 13-01A

CenturyTel of the Gem State, Inc.
d/b/a CenturyLink
Access Service Catalog No. 3

Idaho Public Utilities Commission
Office of the Secretary
ACCEPTED FOR FILING
July 2, 2013
Boise, Idaho

Original Page 6-37

Issued: May 31, 2013

Effective: July 2, 2013

ACCESS SERVICE

6. Switched Access Service (Cont'd)

6.4 Rate Regulations (Cont'd)

6.4.1 Description and Application of Rates and Charges (Cont'd)

(C) Application of Rates (Cont'd)

(5) Common Channel Signaling/Signaling System 7 (CCS/SS7) Network Connection Service

The CCS/SS7 Network Connection is comprised of a Signaling Mileage Facility charge, a Signaling Mileage Termination charge, a Signaling Entrance Facility charge, and a Signaling Transfer Point (STP) Port charge.

The Signaling Mileage Facility charge is assessed on a per facility per mile basis. The Signaling Mileage Termination charge is assessed on a per termination basis (i.e., at each end of the Signaling Mileage Facility). When the Signaling Mileage Facility mileage measurement is zero, Signaling Mileage Termination charges do not apply.

The Signaling Entrance Facility charge is assessed on a per facility basis for the connection between the customer's designated premises (Signaling Point of Interface) and the serving wire center of that premises.

The STP Port charge is assessed on a per port basis for each termination of a Signaling Mileage Facility at an STP.

(6) 800 Data Base Access Service

A Basic Query or Vertical Feature Query charge applies for each completed query returned from the data base identifying the customer to whom the call will be delivered whether or not the actual call is delivered to the customer. The query is considered completed when the appropriate call routing information is returned to the Service Switching Point (SSP) that launched the query. Query charges, as set forth in Section 17, will only be applied by those companies whose wire centers are identified as assessing query charges in the NATIONAL EXCHANGE CARRIER ASSOCIATION, INC. TARIFF F.C.C. NO. 4.

NOTICE
THE INFORMATION CONTAINED IN THIS DOCUMENT IS SUBJECT TO CHANGE.
TRANSMITTAL NO. 13-01A

CenturyTel of the Gem State, Inc.
d/b/a CenturyLink
Access Service Catalog No. 3

Issued: May 31, 2013

Effective: July 2, 2013

ACCESS SERVICE

- 6. Switched Access Service (Cont'd)
- 6.4 Rate Regulations (Cont'd)
- 6.4.1 Description and Application of Rates and Charges (Cont'd)
- (C) Application of Rates (Cont'd)
- (6) 800 Data Base Access Service (Cont'd)

When Feature Group C or Feature Group D switched access service is used for the provision of 800 Data Base Access Service and the total minutes of use and/or count of queries can be determined for each customer at a tandem or SSP but can not be determined by individual end office, an allocation method will be utilized to determine minutes of use and/or queries by end office and customer. For each end office a ratio will be developed and applied against the total minutes of use and/or count of queries for a given customer as determined by the tandem or SSP. These ratios will be developed by dividing the unidentified originating 800 series minutes of use at an end office by the total unidentified originating minutes of use in all end offices subtending the tandem or SSP. For example, assume:

- Three end offices (EO-1, EO-2, and EO-3) subtend a tandem

EO-1 measures 2,000 minutes of 800 use
EO-2 measures 3,000 minutes of 800 use
EO-3 measures 5,000 minutes of 800 use
10,000 TOTAL

- The tandem delivers 800 usage to two customers:

IC-A has 4,000 minutes of use
IC-B has 6,000 minutes of use

- The allocation ratio for EO-1 is 20%

2,000/10,000

- The minutes of use to be billed by EO-1 are

800 to IC-A (20% X 4,000)
1,200 to IC-B (20% X 6,000)
2,000 TOTAL

CenturyTel of the Gem State, Inc.
d/b/a CenturyLink
Access Service Catalog No. 3

Idaho Public Utilities Commission
Office of the Secretary
ACCEPTED FOR FILING
July 1, 2021
Boise, Idaho

1st Revised Page 6-39
Cancels Original Page 6-39
Effective: July 1, 2021

Issued: June 10, 2021

ACCESS SERVICE

- 6. Switched Access Service (Cont'd)
- 6.4 Rate Regulations (Cont'd)
- 6.4.2 Minimum Monthly Charge

Switched Access Service is subject to a minimum monthly charge. The minimum charge applies for the total capacity provided. The minimum monthly charge is calculated as follows.

For usage rated Local Transport **and** Local **Switching rate** elements, the minimum monthly charge is the sum of the recurring charges set forth in Section 17 following for either the actual measured usage or the assumed usage prorated to the number of days or major fraction of days based on a 30 day month. (T)

For flat rated Local Transport rate elements, the minimum monthly charge is the sum of the recurring charges set forth in Section 17 following prorated to the number of days or major fraction of days on a 30 day month.

ID2021-09

NOTICE
THE INFORMATION CONTAINED IN THIS DOCUMENT IS SUBJECT TO CHANGE.
TRANSMITTAL NO. 21-05

CenturyTel of the Gem State, Inc.
d/b/a CenturyLink
Access Service Catalog No. 3

Idaho Public Utilities Commission
Office of the Secretary
ACCEPTED FOR FILING
July 2, 2013
Boise, Idaho

Original Page 6-40

Issued: May 31, 2013

Effective: July 2, 2013

ACCESS SERVICE

6. Switched Access Service (Cont'd)

6.4 Rate Regulations (Cont'd)

6.4.3 Change of Switched Access Service Arrangements

Changes from one type of Feature Group to another will be treated as a discontinuance of one type of service and a start of another. Nonrecurring charges will apply, with one exception. When a customer upgrades a Feature Group A or B service to a Feature Group D service and when Feature Group C is upgraded to Feature Group D coincident with the availability of Feature Group D in an end office, the nonrecurring charges associated with the equal access conversion will not apply. Nonrecurring charges for other associated service requests, (e.g., a simultaneous change from multifrequency address signaling to SS7 signaling) will apply. Minimum period obligations will not change, i.e., the time elapsed in the existing minimum period obligation will be credited to the minimum period obligations for FGD service, subject to the following limitations.

In order to avoid the imposition of nonrecurring charges a customer which is a participant in the presubscription allocation process (i.e., is on the presubscription ballot) must:

- submit its order to disconnect Feature Group A and/or B within 30 days after the date the results of the final allocation of customers in an end office are actually received by the customer, and
- make the effective date for disconnection of the Feature Group A and/or B Access Services no later than 60 days after the final allocation results are received by the customer.

A customer which is not a participant in the allocation process (i.e., is not on the presubscription ballot) is subject to the same rules preceding. The time frames for the non-participating customer(s) are the same as those which apply to the last customer to receive the results of the final allocation of customers in an end office who is a participant in the allocation process. For all other changes from one type of Feature Group to another, new minimum period obligations will be established.

NOTICE
THE INFORMATION CONTAINED IN THIS DOCUMENT IS SUBJECT TO CHANGE.
TRANSMITTAL NO. 13-01A

CenturyTel of the Gem State, Inc.
d/b/a CenturyLink
Access Service Catalog No. 3

Idaho Public Utilities Commission
Office of the Secretary
ACCEPTED FOR FILING
July 2, 2013
Boise, Idaho

Original Page 6-41

Issued: May 31, 2013

Effective: July 2, 2013

ACCESS SERVICE

6. Switched Access Service (Cont'd)

6.4 Rate Regulations (Cont'd)

6.4.4 Moves

A move involves a change in the physical location of one of the following:

- The point of termination at the customer designated premises
- The customer designated premises

The charges for the move are dependent on whether the move is to a new location within the same building or to a different building.

(A) Moves Within the Same Building

When the move is to a new location within the same building, the charge for the move will be an amount equal to one half of the installation nonrecurring charge for the capacity affected. This charge is in addition to the Access Order Charge as specified in 17.4.1(A) following. There will be no change in the minimum period requirements.

(B) Moves to a Different Building

Moves to a different building will be treated as a discontinuance and start of service and all associated nonrecurring charges will apply. New minimum period requirements will be established for the new service. The customer will also remain responsible for satisfying all outstanding minimum period charges for the discontinued service.

6.4.5 Local Information Delivery Services

Calls over Switched Access Service in the terminating direction to certain community information services will be rated under the applicable rates for Switched Access Service as set forth in Section 17 following. In addition, the charges per call as specified under the Telephone Company's local and/or general exchange service catalogs, e.g., 976 (DIAL-IT) Network Services, will also apply.

NOTICE
THE INFORMATION CONTAINED IN THIS DOCUMENT IS SUBJECT TO CHANGE.
TRANSMITTAL NO. 13-01A

CenturyTel of the Gem State, Inc.
d/b/a CenturyLink
Access Service Catalog No. 3

Idaho Public Utilities Commission
Office of the Secretary
ACCEPTED FOR FILING
July 2, 2013
Boise, Idaho

Original Page 6-42

Issued: May 31, 2013

Effective: July 2, 2013

ACCESS SERVICE

6. Switched Access Service (Cont'd)

6.4 Rate Regulations (Cont'd)

6.4.6 Mileage Measurement

The mileage to be used to determine the monthly rate for Local Transport is calculated on airline distances between the end office switch, which may be a Remote Switching Module, (where the call carried by Local Transport originates or terminates) and the customer's serving wire center. When Direct Trunked Transport is ordered between the serving wire center and the end office, mileage is normally measured in one segment from the serving wire center to the end office. When Direct Trunked Transport is ordered between a serving wire center and a tandem and Tandem Switched Transport is ordered between the tandem and the end office, mileage is calculated separately for each segment. Exceptions to these methods are as set forth in (B) through (I) following. For SS7 signaling, the mileage to be used to determine the monthly rate for the Signaling Mileage Facility is calculated on the airline distance between the serving wire center associated with the customer's designated premises (Signaling Point of Interface) and the Telephone Company wire center providing the STP Port.

Where applicable, the V&H coordinates method is used to determine mileage. This method is set forth in the NATIONAL EXCHANGE CARRIER ASSOCIATION, INC. TARIFF F.C.C. NO. 4 for Wire Center Information (V&H coordinates).

Mileage rates are as set forth in Section 17 following. To determine the rate to be billed, first compute the airline mileage using the V&H coordinates method. If the calculation results in a fraction of a mile, always round up to the next whole mile before determining the mileage and applying the rates. Then multiply the mileage by the appropriate rate.

Exceptions to the mileage measurement rules are as follows:

(A) Feature Group A - Originating Usage

Direct Trunked Transport Mileage for premium and non-premium rated access minutes in the originating direction over Feature Group A Switched Access Service will be calculated on an airline basis, using the V&H coordinates method. The mileage measurement will be between the first point of switching (end office switch where the Feature Group A switching dial tone is provided) and the customer's serving wire center for the Switched Access Service provided.

NOTICE
THE INFORMATION CONTAINED IN THIS DOCUMENT IS SUBJECT TO CHANGE.
TRANSMITTAL NO. 13-01A

CenturyTel of the Gem State, Inc.
d/b/a CenturyLink
Access Service Catalog No. 3

Idaho Public Utilities Commission
Office of the Secretary
ACCEPTED FOR FILING
July 2, 2013
Boise, Idaho

Original Page 6-43

Issued: May 31, 2013

Effective: July 2, 2013

ACCESS SERVICE

6. Switched Access Service (Cont'd)

6.4 Rate Regulations (Cont'd)

6.4.6 Mileage Measurement (Cont'd)

(B) Feature Group A Terminating Usage

The Local Transport mileage for terminating Feature Group A Switched Access Service when the Telephone Company provides Direct Trunked Transport will be measured in two segments. Direct Trunked Transport mileage will be measured between the customer's serving wire center and the first point of switching (i.e., the end office switch where the Feature Group A switching dial tone is provided). Tandem Switched Transport mileage will be measured between the first point of switching and the terminating end office.

(C) Feature Groups B, C and D - Alternate Traffic Routing

When the Alternate Traffic Routing optional feature is provided with Feature Groups B, C or D, the Local Transport access minutes will be apportioned between the two trunk groups used to provide this feature. Such apportionment will be made using: (1) actual minutes of use if available, (2) standard Telephone Company traffic engineering methodology and will be based on the last trunk CCS desired for the high usage group, as described in 6.10.1(L) following (Alternate Traffic Routing), and the total busy hour minutes of capacity ordered to the end office, when the feature is provided at an end office switch, or to the subtending end offices when the feature is provided at an access tandem switch, or (3) an apportionment mutually agreed to by the Telephone Company and the customer. This apportionment will serve as the basis for Local Transport calculation.

(D) Feature Group C - Multiple CDPs

When terminating Feature Group C Switched Access Service is provided from multiple customer designated premises to an end office not equipped with measurement capabilities, the total Local Transport access minutes for that end office will be apportioned among the trunk groups accessing the end office on the basis of the individual busy hour minutes of capacity ordered for each of those trunk groups. This apportionment will serve as the basis for Local Transport mileage calculation.

NOTICE
THE INFORMATION CONTAINED IN THIS DOCUMENT IS SUBJECT TO CHANGE.
TRANSMITTAL NO. 13-01A

CenturyTel of the Gem State, Inc.
d/b/a CenturyLink
Access Service Catalog No. 3

Idaho Public Utilities Commission
Office of the Secretary
ACCEPTED FOR FILING
July 2, 2013
Boise, Idaho

Original Page 6-44

Issued: May 31, 2013

Effective: July 2, 2013

ACCESS SERVICE

6. Switched Access Service (Cont'd)

6.4 Rate Regulations (Cont'd)

6.4.6 Mileage Measurement (Cont'd)

(E) Feature Groups A, B, C and D - WATS

The Local Transport Facility for Feature Groups A, B, C and D Switched Access Service connected with Special Access Service at a WATS Serving Office will be measured between the WATS Serving Office (when measured access minutes of use are used) or between the Feature Group A entry switch (when assumed minutes of use are used) and the serving wire center for the customer designated premises.

(F) Feature Groups B and D - WSCs Directly Interconnected to Access Tandems

The Local Transport mileage for Feature Groups B and D switched access service provided to Wireless Switching Centers (WSCs) directly interconnected to a Telephone Company access tandem office will be determined on an airline basis, using the V&H coordinate method. The mileage will be measured between the customer's serving wire center and the Telephone Company access tandem office to which the WSC is interconnected.

(G) Feature Groups B, C, and D - Remote Offices

When the Telephone Company provides Direct Trunked Transport the Local Transport mileage for Feature Groups B, C, and D Switched Access Service provided to a Remote Office will be measured in multiple segments.

When the facility is directly trunked to the Host Office, Direct Trunked Facility mileage will be measured between the customer's serving wire center and the Host Office, and Tandem Switched Facility mileage will be measured between the Host Office and the Remote Office. The Tandem Switching charge will not apply.

When the facility is directly trunked to a tandem, Direct Trunked Facility will be measured from the Serving Wire Center to the tandem, Tandem Switched Facility will be measured from the tandem to the host, and another segment of Tandem Switched Facility will be measured from the host to the remote. A Tandem Switching charge will be applicable at the tandem.

NOTICE
THE INFORMATION CONTAINED IN THIS DOCUMENT IS SUBJECT TO CHANGE.
TRANSMITTAL NO. 13-01A

CenturyTel of the Gem State, Inc.
d/b/a CenturyLink
Access Service Catalog No. 3

Idaho Public Utilities Commission
Office of the Secretary
ACCEPTED FOR FILING
July 2, 2013
Boise, Idaho

Original Page 6-45

Issued: May 31, 2013

Effective: July 2, 2013

ACCESS SERVICE

6. Switched Access Service (Cont'd)

6.4 Rate Regulations (Cont'd)

6.4.6 Mileage Measurement (Cont'd)

(H) Use of Telephone Company Hub

When multiplexing is performed at Telephone Company Hubs, mileage is computed and rates applied separately for each segment of the Local Transport Direct Trunked Facility (i.e., customer serving wire center to Hub, Hub to Hub, and/or Hub to end office).

6.4.7 Mixed Use

Mixed use occurs when Switched Access Service and Special Access Service are provided over the same High Capacity service through a common interface. The regulations governing the provision of Mixed Use Facilities are set forth in 5.2.4 preceding and 7.2.7 following.

The Telephone Company will designate the first point(s) of switching and routing to be used where equal access traffic is provided through a centralized equal access arrangement. Those Telephone Company offices providing equal access through centralized arrangements are identified in NATIONAL EXCHANGE CARRIER ASSOCIATION, INC. TARIFF F.C.C. NO. 4.

6.4.8 Message Unit Credit for Feature Group A

Calls from end users to the seven digit local telephone numbers associated with Feature Group A Switched Access Service are subject to Telephone Company local and/or general exchange service catalog charges (including message unit and toll charges as applicable). The monthly bills rendered to customers for their Feature Group A Switched Access Service will include a credit to reflect any message unit charges collected from their end users under the Telephone Company's local and/or general exchange service catalogs. When the customer is provided FGA service where measurement capability does not exist, the credit will apply to access minutes not to exceed the assumed originating access minutes. No credit will apply for any terminating FGA access minutes. The message unit credit for originating access minutes will be based on the generally applicable message unit charges of the Telephone Company.

NOTICE
THE INFORMATION CONTAINED IN THIS DOCUMENT IS SUBJECT TO CHANGE.
TRANSMITTAL NO. 13-01A

Issued: May 31, 2013

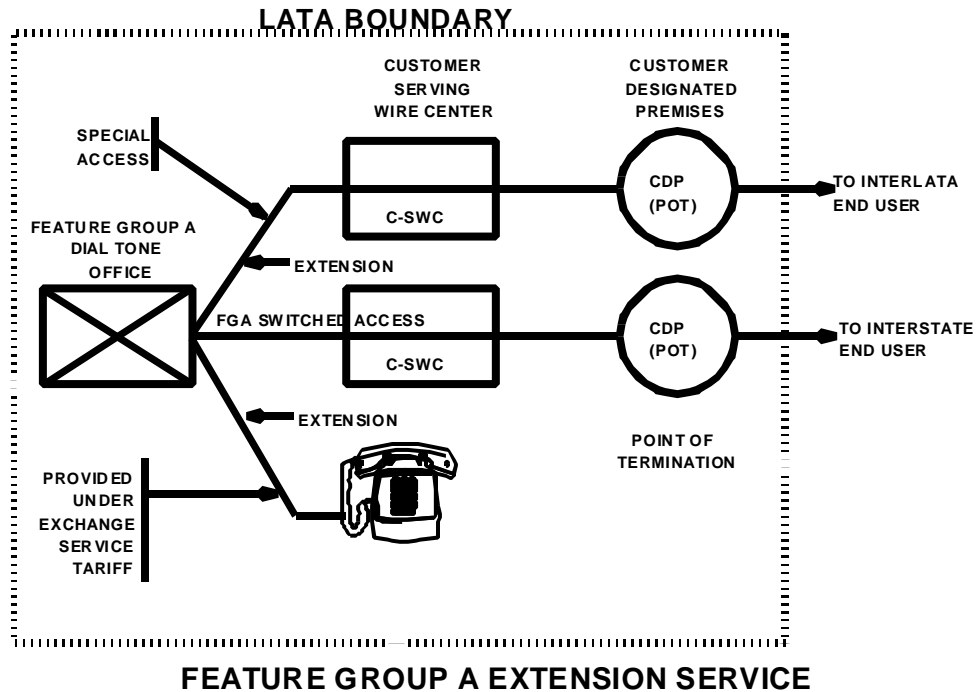
Effective: July 2, 2013

ACCESS SERVICE

- 6. Switched Access Service (Cont'd)
- 6.4 Rate Regulations (Cont'd)

6.4.9 Application of Rates for Feature Group A Extension Service

Feature Group A Switched Access Service is available with extensions, i.e., additional terminations of the service at different customer designated premises in the same LATA as the FGA dial tone office or a LATA other than the LATA where the FGA dial tone office is located. Feature Group A extensions within the same LATA and same state as the dial tone office are provided and charged under the Telephone Company's local and/or general exchange service catalogs. Feature Group A extensions located in a LATA other than the LATA where the dial tone office is located or in a different state in the same LATA as the dial tone office are provided and charged as Special Access Service. The rate elements which apply are: A Voice Grade Channel Termination, Channel Mileage, if applicable, and Signaling Capability (optional features and functions), if applicable. All appropriate monthly rates and nonrecurring charges set forth in Section 17 following will apply.



In the above example, two CDPs are utilized to better illustrate the concept. From a practical standpoint, both the Switched Access and Special Access Services could be routed via the same CDP.

NOTICE
THE INFORMATION CONTAINED IN THIS DOCUMENT IS SUBJECT TO CHANGE.
TRANSMITTAL NO. 13-01A

CenturyTel of the Gem State, Inc.
d/b/a CenturyLink
Access Service Catalog No. 3

Idaho Public Utilities Commission
Office of the Secretary
ACCEPTED FOR FILING
July 2, 2013
Boise, Idaho

Original Page 6-47

Issued: May 31, 2013

Effective: July 2, 2013

ACCESS SERVICE

6. Switched Access Service (Cont'd)

6.5 Description and Provision of Feature Group A (FGA)

6.5.1 Description

- (A) FGA Access, which is available to all customers, provides line side access to Telephone Company end office switches with an associated seven digit local telephone number for the customer's use in originating communications from and terminating communications to an Interexchange Carrier's Intrastate Service or a customer - provided intrastate (C communications capability. The customer must specify the Interexchange Carrier to which the FGA service is connected or, in the alternative, specify the means by which the FGA access communications is transported to another state. Special Access Services utilized for connection with FGA at Telephone Company designated WATS Serving Offices as set forth in Section 7. following may be ordered separately by a customer other than the customer which orders the FGA Switched Access Service for the provision of WATS-type services. Special Access Services are ordered as set forth in 5.2 preceding.
- (B) FGA Switching is provided at all end office switches. At the option of the customer, FGA is provided on a single or multiple line group basis and is arranged for originating calling only, terminating calling only, or two-way calling which are specified by the customer's order for service.
- (C) FGA provides a line side termination at the first point of switching (dial tone office). The line side termination will be provided with either ground start supervisory signaling or loop start supervisory signaling. The type of signaling is at the option of the customer.
- (D) The Telephone Company shall select the first point of switching, within the selected LATA, at which the line side termination is to be provided unless the customer requests a different first point of switching and Telephone Company facilities and measurement capabilities, where necessary, are available to accommodate such a request.
- (E) A seven digit local telephone number assigned by the Telephone Company is provided for access to FGA switching in the originating direction. The seven digit local telephone number will be associated with the selected end office switch and is of the form NXX-XXXX.

If the customer requests a specific seven digit telephone number that is not currently assigned, and the Telephone Company can, with reasonable effort, comply with that request, the requested number will be assigned to the customer.

NOTICE
THE INFORMATION CONTAINED IN THIS DOCUMENT IS SUBJECT TO CHANGE.
TRANSMITTAL NO. 13-01A

CenturyTel of the Gem State, Inc.
d/b/a CenturyLink
Access Service Catalog No. 3

Idaho Public Utilities Commission
Office of the Secretary
ACCEPTED FOR FILING
July 2, 2013
Boise, Idaho

Original Page 6-48

Issued: May 31, 2013

Effective: July 2, 2013

ACCESS SERVICE

6. Switched Access Service (Cont'd)
6.5 Description and Provision of Feature Group A (FGA) (Cont'd)
6.5.1 Description (Cont'd)

- (F) FGA switching, when used in the terminating direction, is arranged with dial tone start-dial signaling. When used in the terminating direction FGA switching may, at the option of the customer, be arranged for dial pulse or dual tone multifrequency address signaling, subject to availability of equipment at the first point of switching. When FGA switching is provided in a hunt group or uniform call distribution arrangement, all FGA switching will be arranged for the same type of address signaling.
- (G) No address signaling is provided by the Telephone Company when FGA switching is used in the originating direction. Address signaling in such cases, if required by the customer, must be provided by the customer's end user using inband tone signaling techniques. Such inband tone address signals will not be regenerated by the Telephone Company and will be subject to the ordinary transmission capabilities of the Local Transport provided.
- (H) FGA switching, when used in the terminating direction, may be used to access valid NXXs in the LATA, local operator service (0- and 0+), Directory Assistance (411 where available and 555-1212), emergency reporting service (911 where available), exchange telephone repair (611 where available), time or weather announcement services of the Telephone Company, community information services of an information service provider, and other customers' services (by dialing the appropriate digits).

Charges for FGA terminating calls requiring operator assistance or calls to 611 or 911 will only apply where sufficient call details are available. Additional non-access charges will also be billed on

NOTICE
THE INFORMATION CONTAINED IN THIS DOCUMENT IS SUBJECT TO CHANGE.
TRANSMITTAL NO. 13-01A

CenturyTel of the Gem State, Inc.
d/b/a CenturyLink
Access Service Catalog No. 3

Idaho Public Utilities Commission
Office of the Secretary
ACCEPTED FOR FILING
July 2, 2013
Boise, Idaho

Original Page 6-49

Issued: May 31, 2013

Effective: July 2, 2013

ACCESS SERVICE

6. Switched Access Service (Cont'd)
6.5 Description and Provision of Feature Group A (FGA) (Cont'd)
6.5.1 Description (Cont'd)

(H) (Cont'd)

a separate account for (1) an operator surcharge, as set forth in the local exchange catalogs, for local operator assistance (0- and 0+) calls, (2) calls to certain community information services, for which rates are applicable under Telephone Company exchange service catalogs, e.g., 976 (DIAL IT) Network Services, and, (3) calls from a FGA line to another customer's service in accordance with that customer's applicable service rates when the Telephone Company performs the billing function for that customer.

(I) When a FGA switching arrangement for an individual customer (a single line or entire hunt group) is discontinued at an end office, an intercept announcement is provided. This arrangement provides, for a limited period of time, an announcement that the service associated with the number dialed has been disconnected.

(J) FGA will be provisioned over an Entrance Facility from the customer's premises to the customer's serving wire center.

FGA service, when used in the originating direction, will be provisioned as Direct Trunked Transport from the first point of switching (i.e., the end office switch where FGA switching dial tone is provided) to the customer's serving wire center.

FGA service, when used in the terminating direction, will be provisioned as Direct Trunked Transport from the customer's serving wire center to the first point of switching and provisioned as Tandem Switched Transport from the first point of switching to the terminating end office. The Tandem Switching charge will not apply.

NOTICE
THE INFORMATION CONTAINED IN THIS DOCUMENT IS SUBJECT TO CHANGE.
TRANSMITTAL NO. 13-01A

CenturyTel of the Gem State, Inc.
d/b/a CenturyLink
Access Service Catalog No. 3

Idaho Public Utilities Commission
Office of the Secretary
ACCEPTED FOR FILING
July 2, 2013
Boise, Idaho

Original Page 6-50

Issued: May 31, 2013

Effective: July 2, 2013

ACCESS SERVICE

6. Switched Access Service (Cont'd)

6.5 Description and Provision of Feature Group A (FGA) (Cont'd)

6.5.2 Optional Features

Following are the various nonchargeable optional features that are available in lieu of, or in addition to, the standard features provided with Feature Group A. They are provided as Common Switching, Transport Termination or Local Transport options.

(A) Common Switching Options

Descriptions of the common switching optional features are set forth in 6.10 following.

- (1) Call Denial on Line or Hunt Group
- (2) Service Code Denial on Line or Hunt Group
- (3) Hunt Group Arrangement
- (4) Uniform Call Distribution Arrangement
- (5) Nonhunting Number for Use with Hunt Group or Uniform Call Distribution Arrangement
- (6) Band Advance Arrangement for Use with Special Access Service Utilized in the Provision of WATS-Type Services
- (7) Hunt Group Arrangement for Use with Special Access Service Utilized in the Provision of WATS-Type Services
- (8) Uniform Call Distribution Arrangement for Use with Special Access Service Utilized in the Provision of WATS-Type Services
- (9) Nonhunting Number Associated with a Hunt Group Arrangement or Uniform Call Distribution Arrangement for Use with Special Access Service Utilized in the Provision of WATS-Type Services

NOTICE
THE INFORMATION CONTAINED IN THIS DOCUMENT IS SUBJECT TO CHANGE.
TRANSMITTAL NO. 13-01A

CenturyTel of the Gem State, Inc.
d/b/a CenturyLink
Access Service Catalog No. 3

Issued: May 31, 2013

Effective: July 2, 2013

ACCESS SERVICE

6. Switched Access Service (Cont'd)

6.5 Description and Provision of Feature Group A (FGA) (Cont'd)

6.5.2 Optional Features (Cont'd)

(B) Transport Termination

- (1) Two-way operation with dial pulse address signaling and loop start supervisory signaling
- (2) Two-way operation with dial pulse address signaling and ground start supervisory signaling
- (3) Two-way operation with dial tone multifrequency address signaling and loop start supervisory signaling
- (4) Two-way operation with dial tone multifrequency address signaling and ground start supervisory signaling
- (5) Terminating operation with dial pulse address signaling and loop start supervisory signaling
- (6) Terminating operation with dial pulse address signaling and ground start supervisory signaling
- (7) Terminating operation with dual tone multifrequency address signaling and loop start supervisory signaling
- (8) Terminating operation with dual tone multifrequency address signaling and ground start supervisory signaling
- (9) Originating operation with loop start supervisory signaling
- (10) Originating operation with ground start supervisory signaling

(C) Local Transport Options

- (1) Supervisory Signaling (as set forth in 15.1.1(E) following)
- (2) Customer Specified Entry Switch Receive Level (as set forth in 15.1.1(E) following)

Issued: May 20, 2016

1st Revised Page 6-52
Cancels Original Page 6-52
Effective: July 1, 2016

ACCESS SERVICE

6. Switched Access Service (Cont'd)
6.5 Description and Provision of Feature Group A (FGA) (Cont'd)

6.5.3 Optional Features Provided In Local Catalogs

Certain other features which may be available in connection with Feature Group A (e.g., Speed Calling, Remote Call Forwarding, Bill Number Screening, IntraLATA extensions) are provided under the Telephone Company's local and/or general exchange service catalogs.

6.5.4 Measuring Access Minutes

Customer Feature Group A traffic to end offices will be measured (i.e., recorded) or assumed by the Telephone Company at end office switches. Originating and terminating calls will be measured (i.e., recorded) or assumed by the Telephone Company to determine the basis for computing chargeable access minutes. In the event the customer message detail is not available because the Telephone Company lost or damaged data file or incurred recording system outages, the Telephone Company will estimate the volume of lost customer access minutes of use based on previously known values.

(C)

For terminating calls over FGA and for originating calls over FGA (when the off-hook supervisory signal is provided by the customer's equipment before the called party answers), the measured minutes are the chargeable access minutes. For originating calls over FGA (when the off-hook supervisory signal is forwarded by the customer's equipment when the called party answers), chargeable originating access minutes are derived from recorded minutes using the same formula as set forth in 6.7.4 following for Feature Group C.

For originating calls over FGA, usage measurement begins when the originating FGA first point of switching receives an off-hook supervisory signal forwarded from the customer's point of termination. This off-hook signal may be provided by the customer's equipment before the called party answers, or forwarded by the customer's equipment when the called party answers.

The measurement of originating call usage over FGA ends when the originating FGA first point of switching receives an on-hook supervisory signal from either the originating end user's end office, indicating the originating end user has disconnected, or the customer's point of termination, whichever is recognized first by the first point of switching.

CenturyTel of the Gem State, Inc.
d/b/a CenturyLink
Access Service Catalog No. 3

Idaho Public Utilities Commission
Office of the Secretary
ACCEPTED FOR FILING
July 2, 2013
Boise, Idaho
Original Page 6-53

Issued: May 31, 2013

Effective: July 2, 2013

ACCESS SERVICE

6. Switched Access Service (Cont'd)
6.5 Description and Provision of Feature Group A (FGA) (Cont'd)
6.5.4 Measuring Access Minutes (Cont'd)

For terminating calls over FGA, usage measurement begins when the terminating FGA first point of switching receives an off-hook supervisory signal from the terminating end user's end office, indicating the terminating end user has answered. The measurement of terminating call usage over FGA ends when the terminating FGA first point of switching receives an on-hook supervisory signal from either the terminating end user's end office, indicating the terminating end user has disconnected, or the customer's point of termination, whichever is recognized first by the first point of switching.

FGA access minutes or fractions thereof, the exact value of the fraction being a function of the switch technology where the measurement is made, are accumulated over the billing period for each line or hunt group, and are then rounded up to the nearest access minute for each line or hunt group. Assumed minutes are used for FGA services which originate or terminate in end offices not equipped with measurement capabilities and in such cases are the chargeable access minutes.

Where originating and terminating measurement capability does not exist for Feature Group A provided to the first point of switching, the number of access minutes will be assumed as set forth in Section 17 following.

Where measurement capability exists for either originating or terminating usage, but not both, on a line arranged for two way calling, the number of access minutes per line per month will be assumed usage, as set forth in Section 17 following, or the measured usage, whichever is greater. If the usage in the measured direction exceeds the assumed access minutes per line per month, no usage will be assigned in the unmeasured direction. If the measured usage is less than the assumed access minutes per line per month, the usage in the unmeasured direction will be the assumed usage, as set forth in Section 17 following, direction except that the total of measured and assumed minutes in such instances will not exceed the total assumed usage designated for two way calling set forth in Section 17 following. If the total exceeds the assumed minutes set forth in Section 17 following, the assigned minutes shall be reduced so that the total of measured and unmeasured minutes equals the assumed minutes for two way calling set forth in Section 17 following.

Additionally, when the line is arranged for one way calling and there is no measurement capability for that direction, assumed originating access minutes, as set forth in Section 17 following, will be assigned for originating calling only lines and assumed terminating access minutes, as set forth in Section 17 following, will be assigned for terminating calling only lines.

NOTICE
THE INFORMATION CONTAINED IN THIS DOCUMENT IS SUBJECT TO CHANGE.
TRANSMITTAL NO. 13-01A

**CenturyTel of the Gem State, Inc.
d/b/a CenturyLink
Access Service Catalog No. 3**

Issued: May 31, 2013

Effective: July 2, 2013

ACCESS SERVICE

6. Switched Access Service (Cont'd)
6.5 Description and Provision of Feature Group A (FGA) (Cont'd)

- 6.5.4 Measuring Access Minutes (Cont'd)
The following matrix illustrates the application of assumed access minutes for FGA as set forth in Section 17 following.

Service Ordered As	Can Measure Originating	Can't Measure Originating	Can Measure Terminating	Can't Measure Terminating
Originating Only	Actual	1902	N/A	N/A
Terminating Only	N/A	N/A	Actual	1694
Both Originating and Terminating (originating measurement greater than 3596)	Actual	N/A	N/A	0
Both Originating and Terminating (originating measurement equal or less than 3596)	Actual	N/A	N/A	0 to 1694*
Both Originating and Terminating (terminating measurement greater than 3596)	N/A	0	Actual	N/A
Both Originating and Terminating (terminating measurement equal or less than 3596)	N/A	0 to 1902*	Actual	N/A

* Sum of actual and assumed cannot exceed 3596. Reduce assumed minutes of use if necessary.

NOTICE
THE INFORMATION CONTAINED IN THIS DOCUMENT IS SUBJECT TO CHANGE.
TRANSMITTAL NO. 13-01A

CenturyTel of the Gem State, Inc.
d/b/a CenturyLink
Access Service Catalog No. 3

Idaho Public Utilities Commission
Office of the Secretary
ACCEPTED FOR FILING
July 2, 2013
Boise, Idaho

Original Page 6-55

Issued: May 31, 2013

Effective: July 2, 2013

ACCESS SERVICE

6. Switched Access Service (Cont'd)
6.5 Description and Provision of Feature Group A (FGA) (Cont'd)

6.5.4 Measuring Access Minutes (Cont'd)

Notwithstanding the preceding, when Feature Group A is used for the provision of WATS-type service where measurement capability exists at the WATS Serving Office but not at the Feature Group A first point of switching, the measured WATS-type originating and/or terminating minutes of use shall be separately summed and compared to their respective total assumed originating and/or terminating minutes of use. The number of access minutes per line per month will be the assumed or the measured usage, whichever is greater.

6.5.5 Testing Capabilities

FGA is provided, in the terminating direction where equipment is available, with seven digit access to balance (100 type) test line and milliwatt (102 type) test line. In addition to the tests described in 6.2.4 preceding which are included with the installation of service (Acceptance Testing) and as ongoing routine testing, Additional Cooperative Acceptance Testing and Additional Manual Testing are available as set forth in 13.3.1 following.

NOTICE
THE INFORMATION CONTAINED IN THIS DOCUMENT IS SUBJECT TO CHANGE.
TRANSMITTAL NO. 13-01A

CenturyTel of the Gem State, Inc.
d/b/a CenturyLink
Access Service Catalog No. 3

Idaho Public Utilities Commission
Office of the Secretary
ACCEPTED FOR FILING
July 2, 2013
Boise, Idaho

Original Page 6-56

Issued: May 31, 2013

Effective: July 2, 2013

ACCESS SERVICE

6. Switched Access Service (Cont'd)

6.6 Description and Provision of Feature Group B (FGB)

6.6.1 Description

- (A) FGB Access, which is available to all customers, provides trunk side access to Telephone Company end office switches with an associated uniform 950-XXXX access code. FGB trunk side access is provided for the customer's use in originating communications from and terminating communications to an Interexchange Carrier's Intrastate Service or a customer provided intrastate communications capability. The customer must specify the Interexchange Carrier to which the FGB service is connected or, in the alternative, specify the means by which the FGB access communications is transported to another state. Special Access Services utilized for connection with FGB at Telephone Company designated WATS Serving Offices as set forth in Section 7. following may be ordered separately by a customer other than the customer which orders the FGB Switched Access Service for the provision of WATS or WATS-type services. Special Access Services are ordered as set forth in 5.2 preceding.
- (B) FGB, when directly routed to an end office (i.e., provided without the use of an access tandem switch), is provided at appropriately equipped Telephone Company electronic end office switches. When provided via Telephone Company designated electronic access tandem switches, FGB switching is provided at Telephone Company electronic and electromechanical end office switches.

NOTICE
THE INFORMATION CONTAINED IN THIS DOCUMENT IS SUBJECT TO CHANGE.
TRANSMITTAL NO. 13-01A

CenturyTel of the Gem State, Inc.
d/b/a CenturyLink
Access Service Catalog No. 3

Idaho Public Utilities Commission
Office of the Secretary
ACCEPTED FOR FILING
July 2, 2013
Boise, Idaho

Original Page 6-57

Issued: May 31, 2013

Effective: July 2, 2013

ACCESS SERVICE

6. Switched Access Service (Cont'd)

6.6 Description and Provision of Feature Group B (FGB) (Cont'd)

6.6.1 Description (Cont'd)

- (C) FGB is provided as trunk side switching through the use of end office or access tandem switch trunk equipment. The switch trunk equipment is provided with wink start-pulsing signals and answer and disconnect supervisory signaling.
- (D) FGB switching is provided with multifrequency address signaling in both the originating and terminating directions. Except for FGB switching provided with the automatic number identification (ANI) or rotary dial station signaling arrangements as set forth respectively in 6.10.1(F) and 6.10.2(A) following, any other address signaling in the originating direction, if required by the customer, must be provided by the customer's end user using inband tone signaling techniques. Such inband tone address signals will not be regenerated by the Telephone Company and will be subject to the ordinary transmission capabilities of the Local Transport provided.
- (E) The access code for FGB switching is a uniform access code. The form of the uniform access code is 950-XXXX. A uniform access code(s) will be assigned to the customer for the customer's domestic communications and another will be assigned to the customer for its international communications, if required. These access codes will be the assigned access numbers of all FGB switched access service provided to the customer by the Telephone Company.
- (F) The Telephone Company will establish a trunk group or groups for the customer at end office switches or access tandem switches where FGB switching is ordered. When required by technical limitations, a separate trunk group will be established for each type of FGB switching arrangement provided. Different types of FGB or other switching arrangements may be combined in a single trunk group at the option of the Telephone Company.

NOTICE
THE INFORMATION CONTAINED IN THIS DOCUMENT IS SUBJECT TO CHANGE.
TRANSMITTAL NO. 13-01A

CenturyTel of the Gem State, Inc.
d/b/a CenturyLink
Access Service Catalog No. 3

Idaho Public Utilities Commission
Office of the Secretary
ACCEPTED FOR FILING
July 2, 2013
Boise, Idaho

Original Page 6-58

Issued: May 31, 2013

Effective: July 2, 2013

ACCESS SERVICE

6. Switched Access Service (Cont'd)
6.6 Description and Provision of Feature Group B (FGB) (Cont'd)
6.6.1 Description (Cont'd)

(G) FGB switching, when used in the terminating direction, may be used to access valid NXXs in the LATA, time or weather announcement services of the Telephone Company, community information services of an information service provider and other customers' services (by dialing the appropriate digits). When directly routed to an end office, only those valid NXX codes served by that end office may be accessed. When routed through an access tandem, only those valid NXX codes served by end offices subtending the access tandem may be accessed.

The customer will also be billed additional non-access charges for calls to certain community information services for which rates are applicable under Telephone Company exchange service catalogs, e.g., 976 (DIAL-IT) Network Service. Additionally, non-access charges will also be billed for calls from a FGB trunk to another customer's service in accordance with that customer's applicable service rates when the Telephone Company performs the billing function for that customer.

NOTICE
THE INFORMATION CONTAINED IN THIS DOCUMENT IS SUBJECT TO CHANGE.
TRANSMITTAL NO. 13-01A

CenturyTel of the Gem State, Inc.
d/b/a CenturyLink
Access Service Catalog No. 3

Idaho Public Utilities Commission
Office of the Secretary
ACCEPTED FOR FILING
July 2, 2013
Boise, Idaho
Original Page 6-59

Issued: May 31, 2013

Effective: July 2, 2013

ACCESS SERVICE

6. Switched Access Service (Cont'd)

6.6 Description and Provision of Feature Group B (FGB) (Cont'd)

6.6.1 Description (Cont'd)

- (H) When all FGB switching arrangements are discontinued at an end office and/or in a LATA, an intercept announcement is provided. This arrangement provides, for a limited period of time, an announcement that the service associated with the number dialed has been disconnected.
- (I) For FGB switched access service to a Wireless Switching Center (WSC) directly interconnected to a Telephone Company access tandem office, the customer will be billed only the Local Transport premium rate element for the FGB usage. The mileage used to determine the monthly rate for the local transport rate element is as set forth in 6.4.6(G) preceding.

NOTICE
THE INFORMATION CONTAINED IN THIS DOCUMENT IS SUBJECT TO CHANGE.
TRANSMITTAL NO. 13-01A

CenturyTel of the Gem State, Inc.
d/b/a CenturyLink
Access Service Catalog No. 3

Idaho Public Utilities Commission
Office of the Secretary
ACCEPTED FOR FILING
July 2, 2013
Boise, Idaho

Original Page 6-60

Issued: May 31, 2013

Effective: July 2, 2013

ACCESS SERVICE

6. Switched Access Service (Cont'd)

6.6 Description and Provision of Feature Group B (FGB) (Cont'd)

6.6.2 Optional Features

Following are descriptions of the various nonchargeable optional features that are available in lieu of, or in addition to, the standard features provided with Feature Group B. They are set forth in (A), (B) and (C) following and are provided as Common Switching, Transport Termination and Local Transport options. Additionally, other optional features provided in local catalogs are set forth in (D) following.

(A) Common Switching Options

Descriptions of the common switching optional features are set forth in 6.10 following.

- (1) Automatic Number Identification (ANI)
- (2) Up to 7 Digit Outpulsing of Access Digits to Customer
- (3) Band Advance Arrangement for Use with Special Access Service Utilized in the Provision of WATS or WATS-Type Services
- (4) Hunt Group Arrangement for Use with Special Access Service Utilized in the Provision of WATS or WATS-Type Services
- (5) Uniform Call Distribution Arrangement for Use with Special Access Service Utilized in the Provision of WATS or WATS-Type Services
- (6) Nonhunting Number Associated with Hunt Group Arrangement or Uniform Call Distribution Arrangement for Use with Special Access Service Utilized in the Provision of WATS or WATS-Type Services

NOTICE
THE INFORMATION CONTAINED IN THIS DOCUMENT IS SUBJECT TO CHANGE.
TRANSMITTAL NO. 13-01A

CenturyTel of the Gem State, Inc.
d/b/a CenturyLink
Access Service Catalog No. 3

Idaho Public Utilities Commission
Office of the Secretary
ACCEPTED FOR FILING
July 2, 2013
Boise, Idaho

Original Page 6-61

Issued: May 31, 2013

Effective: July 2, 2013

ACCESS SERVICE

- 6. Switched Access Service (Cont'd)
- 6.6 Description and Provision of Feature Group B (FGB) (Cont'd)
- 6.6.2 Optional Features (Cont'd)

- (B) Transport Terminations Options

- (1) Rotary Dial Station Signaling

- (C) Local Transport Options

- (1) Customer Specification of Local Transport Termination
- (2) Optional Supervisory Signaling
- (3) Customer Specified Entry Switch Receive Level

Inasmuch as these options concern transmission levels and signaling they are set forth in 15.1.1 following.

- (D) Optional Features Provided In Local Catalogs

Another feature, Bill Number Screening, which may be available in connection with FGB, is provided under the Telephone Company's local and/or general exchange service catalogs.

NOTICE
THE INFORMATION CONTAINED IN THIS DOCUMENT IS SUBJECT TO CHANGE.
TRANSMITTAL NO. 13-01A

CenturyTel of the Gem State, Inc.
d/b/a CenturyLink
Access Service Catalog No. 3

1st Revised Page 6-62
Cancels Original Page 6-62
Effective: July 1, 2016

Issued: May 20, 2016

ACCESS SERVICE

6. Switched Access Service (Cont'd)
6.6 Description and Provision of Feature Group B (FGB) (Cont'd)

6.6.3 Design and Traffic Routing

For Feature Group B, the trunk directionality and traffic routing of the Switched Access Service between the customer designated premises and the entry switch are determined by the customer's order for service.

Additionally, the customer may order the optional feature Customer Specification of Local Transport Termination as set forth in 15.1.1 following.

6.6.4 Measuring Access Minutes

Customer traffic to end offices will be measured (i.e., recorded) or assumed by the Telephone Company at end office switches or access tandem switches. Originating and terminating calls will be measured (i.e., recorded) or assumed by the Telephone Company to determine the basis for computing chargeable access minutes. In the event the customer message detail is not available because the Telephone Company lost or damaged data files or incurred recording system outages, the Telephone Company will estimate the volume of lost customer access minutes of use based on previously known values.

(C)

For both originating and terminating calls over FGB the measured minutes are the chargeable access minutes.

For originating calls over FGB, usage measurement begins when the originating FGB first point of switching receives answer supervision forwarded from the customer's point of termination, indicating the customer's equipment has answered.

CenturyTel of the Gem State, Inc.
d/b/a CenturyLink
Access Service Catalog No. 3

Idaho Public Utilities Commission
Office of the Secretary
ACCEPTED FOR FILING
July 2, 2013
Boise, Idaho

Original Page 6-63

Issued: May 31, 2013

Effective: July 2, 2013

ACCESS SERVICE

6. Switched Access Service (Cont'd)
6.6 Description and Provision of Feature Group B (FGB) (Cont'd)

6.6.4 Measuring Access Minutes (Cont'd)

The measurement of originating call usage over FGB ends when the originating FGB first point of switching receives disconnect supervision from either the originating end user's end office, indicating the originating end user has disconnected, or the customer's point of termination, whichever is recognized first by the first point of switching.

For terminating calls over FGB, usage measurement begins when the terminating FGB first point of switching receives answer supervision from the terminating end user's end office, indicating the terminating end user has answered.

The measurement of terminating call usage over FGB ends when the terminating FGB first point of switching receives disconnect supervision from either the terminating end user's end office, indicating the terminating end user has disconnected, or the customer's point of termination, whichever is recognized first by the first point of switching.

FGB access minutes or fractions thereof, the exact value of the fraction being a function of the switch technology where the measurement is made, are accumulated over the billing period for each end office, and are then rounded up to the nearest access minute for each end office.

Assumed minutes are used for FGB services which originate or terminate in end offices not equipped with measurement capabilities and in such cases are the chargeable access minutes.

NOTICE
THE INFORMATION CONTAINED IN THIS DOCUMENT IS SUBJECT TO CHANGE.
TRANSMITTAL NO. 13-01A

CenturyTel of the Gem State, Inc.
d/b/a CenturyLink
Access Service Catalog No. 3

Idaho Public Utilities Commission
Office of the Secretary
ACCEPTED FOR FILING
July 2, 2013
Boise, Idaho

Original Page 6-64

Issued: May 31, 2013

Effective: July 2, 2013

ACCESS SERVICE

6. Switched Access Service (Cont'd)
- 6.6 Description and Provision of Feature Group B (FGB) (Cont'd)
- 6.6.4 Measuring Access Minutes (Cont'd)

Where originating and terminating measurement capability does not exist for Feature Group B provided to the first point of switching, the number of access minutes will be assumed, as set forth in Section 17 following, when the trunk is arranged for two way calling.

Where measurement capability exists for either originating or terminating usage, but not both, on a trunk arranged for two way calling, the number of access minutes per trunk per month will be assumed usage, as set forth in Section 17 following, or the measured usage, whichever is greater. If the usage in the measured direction exceeds the assumed access minutes per trunk per month, no usage will be assigned in the unmeasured direction. If the measured usage is less than the assumed access minutes per trunk per month, the usage in the unmeasured direction will be the assumed usage, as set forth in Section 17 following, for that unmeasured direction except that the total of measured and assumed minutes in such instances will not exceed the total assumed usage designated for two way calling set forth in Section 17 following. If the total exceeds the assumed minutes set forth in Section 17 following, the assigned minutes shall be reduced so that the total of measured and unmeasured minutes equals the assumed minutes for two way calling set forth in Section 17 following.

Additionally, when the trunk is arranged for one way calling and there is no measurement capability for that direction, assumed originating access minutes, as set forth in Section 17 following, will be assigned for originating calling only lines and assumed terminating access minutes, as set forth in Section 17 following, will be assigned for terminating calling only lines.

NOTICE
THE INFORMATION CONTAINED IN THIS DOCUMENT IS SUBJECT TO CHANGE.
TRANSMITTAL NO. 13-01A

**CenturyTel of the Gem State, Inc.
d/b/a CenturyLink
Access Service Catalog No. 3**

Issued: May 31, 2013

Effective: July 2, 2013

ACCESS SERVICE

6. Switched Access Service (Cont'd)
6.6 Description and Provision of Feature Group B (FGB) (Cont'd)

6.6.4 Measuring Access Minutes (Cont'd)

The following matrix illustrates the application of assumed access minutes for FGB as set forth in Section 17 following.

Service Ordered As	Can Measure Originating	Can't Measure Originating	Can Measure Terminating	Can't Measure Terminating
Originating Only	Actual	1902	N/A	N/A
Terminating Only	N/A	N/A	Actual	1694
Both Originating and Terminating (originating measurement greater than 3596)	Actual	N/A	N/A	0
Both Originating and Terminating (originating measurement equal or less than 3596)	Actual	N/A	Actual	0 to 1694*
Both Originating and Terminating (terminating measurement greater than 3596)	N/A	0	Actual	N/A
Both Originating and Terminating (terminating measurement equal or less than 3596)	N/A	0 to 1902*	Actual	N/A

* Sum of actual and assumed cannot exceed 3596. Reduce assumed minutes of use if necessary.

**NOTICE
THE INFORMATION CONTAINED IN THIS DOCUMENT IS SUBJECT TO CHANGE.
TRANSMITTAL NO. 13-01A**

CenturyTel of the Gem State, Inc.
d/b/a CenturyLink
Access Service Catalog No. 3

Idaho Public Utilities Commission
Office of the Secretary
ACCEPTED FOR FILING
July 2, 2013
Boise, Idaho

Original Page 6-66

Issued: May 31, 2013

Effective: July 2, 2013

ACCESS SERVICE

6. Switched Access Service (Cont'd)
6.6 Description and Provision of Feature Group B (FGB) (Cont'd)
6.6.4 Measuring Access Minutes (Cont'd)

Notwithstanding the preceding, when Feature Group B is used for the provision of WATS or WATS-type service where measurement capability exists at the WATS Serving Office but not at the Feature Group B first point of switching, the measured WATS or WATS-type originating and/or terminating minutes of use shall be separately summed and compared to their respective total assumed originating and/or terminating minutes of use. The number of minutes per trunk per month will be the assumed or the measured usage, whichever is greater.

When Feature Group B is ordered at an access tandem and end office specific usage measurement is not available, the actual or assumed originating and/or terminating minutes of use as determined by the exchange carrier providing the access tandem will be apportioned among all subtending end offices. For each end office, such apportionment shall be based on the ratio of the total number of subscriber lines in each end office subtending the access tandem to the total number of subscriber lines associated with all end offices subtending the access tandem. For purposes of administering this regulation, subscriber lines are defined as exchange service lines, Centrex lines and Centrex-type lines provided by the telephone companies under local and/or general exchange service catalogs. The resulting ratio for each end office is then applied to the total access area originating and/or terminating minutes of use to determine originating and/or terminating minutes of use to be assigned for billing purposes to each subtending end office in the access area.

The ratio used to calculate the access minutes will be determined by the Telephone Company and provided to the customer upon his request within 15 days of the receipt of such request.

6.6.5 Testing Capabilities

FGB is provided, in the terminating direction where equipment is available, with seven digit access to balance (100 type) test line, milliwatt (102 type) test line, nonsynchronous or synchronous test line, automatic transmission measuring (105 type) test line, data transmission (107 type) test line, loop around test line, short circuit test line and open circuit test line. In addition to the tests described in 6.2.4 preceding which are included with the installation of service (Acceptance Testing) and as ongoing routine testing, Additional Cooperative Acceptance Testing, Additional Automatic Testing, and Additional Manual Testing are available as set forth in 13.3.1 following.

NOTICE
THE INFORMATION CONTAINED IN THIS DOCUMENT IS SUBJECT TO CHANGE.
TRANSMITTAL NO. 13-01A

CenturyTel of the Gem State, Inc.
d/b/a CenturyLink
Access Service Catalog No. 3

Idaho Public Utilities Commission
Office of the Secretary
ACCEPTED FOR FILING
July 2, 2013
Boise, Idaho

Original Page 6-67

Issued: May 31, 2013

Effective: July 2, 2013

ACCESS SERVICE

6. Switched Access Service (Cont'd)

6.7 Description and Provision of Feature Group C (FGC)

6.7.1 Description

- (A) FGC Access provides trunk side access to Telephone Company end office switches for the customer's use in originating and terminating communications. Originating and terminating FGC Access is available to providers of MTS and WATS. Originating FGC Access is available to all customers when used to provide the Interim NXX Translation optional feature or 800 Data Base service. Terminating FGC access is available to all customers other than providers of MTS and WATS when such access is used in conjunction with the provision of the Interim NXX Translation optional feature or 800 Data Base service, but only for purposes of testing. Existing FGC Access will be converted to Feature Group D Access when Feature Group D Access becomes available in an end office. Special Access Services utilized for connection with FGC at Telephone Company designated WATS Serving Offices as set forth in Section 7. following may be ordered separately by a customer other than the customer which orders the FGC Switched Access Service (i.e., a provider of MTS and WATS) for the provision of WATS Services. Special Access Services are ordered as set forth in 5.2 preceding.
- (B) Feature Group C switching is provided at all end office switches unless Feature Group D end office switching is provided in the same office. When FGD switching is available, FGC switching will not be provided. FGC is provided at Telephone Company end office switches on a direct trunk basis or via Telephone Company designated access tandem switches. Feature Group C switching is furnished to providers of MTS and WATS. Additionally, originating Feature Group C switching is available to all customers when used to provide 800 Data Base service. Terminating Feature Group C switching is available to all customers who are not MTS and WATS providers only when such terminating access is for purposes of testing Feature Group C facilities provided in conjunction with 800 Data Base Service.

NOTICE
THE INFORMATION CONTAINED IN THIS DOCUMENT IS SUBJECT TO CHANGE.
TRANSMITTAL NO. 13-01A

CenturyTel of the Gem State, Inc.
d/b/a CenturyLink
Access Service Catalog No. 3

Idaho Public Utilities Commission
Office of the Secretary
ACCEPTED FOR FILING
July 2, 2013
Boise, Idaho

Original Page 6-68

Issued: May 31, 2013

Effective: July 2, 2013

ACCESS SERVICE

6. Switched Access Service (Cont'd)

6.7 Description and Provision of Feature Group C (FGC) (Cont'd)

6.7.1 Description (Cont'd)

- (C) FGC is provided as trunk side switching through the use of end office or access tandem switch trunk equipment. The switch trunk equipment is provided with answer and disconnect supervisory signaling. Wink start-pulsing signals are provided in all offices where available. In those offices where wink start-pulsing signals are not available, delay dial start-pulsing signals will be provided, unless immediate dial pulse signaling is provided, in which case no start-pulsing signals are provided.
- (D) FGC is provided with multifrequency address signaling except in certain electromechanical end office switches where multifrequency signaling is not available. In such switches, the address signaling will be dial pulse or immediate dial pulse signaling, whichever is available. Up to 12 digits of the called party number dialed by the customer's end user using dual tone multifrequency or dial pulse address signals will be provided by Telephone Company equipment to the customer's premises where the Switched Access Service terminates. Such called party number signals will be subject to the ordinary transmission capabilities of the Local Transport provided.
- (E) No access code is required for FGC switching. The telephone number dialed by the customer's end user shall be a seven or ten digit number for calls in the North American Numbering Plan (NANP).

NOTICE
THE INFORMATION CONTAINED IN THIS DOCUMENT IS SUBJECT TO CHANGE.
TRANSMITTAL NO. 13-01A

CenturyTel of the Gem State, Inc.
d/b/a CenturyLink
Access Service Catalog No. 3

Idaho Public Utilities Commission
Office of the Secretary
ACCEPTED FOR FILING
July 2, 2013
Boise, Idaho

Original Page 6-69

Issued: May 31, 2013

Effective: July 2, 2013

ACCESS SERVICE

6. Switched Access Service (Cont'd)
6.7 Description and Provision of Feature Group C (FGC) (Cont'd)
6.7.1 Description (Cont'd)

(F) FGC switching, when used in the terminating direction, may be used to access valid NXXs in the LATA, time or weather announcement services of the Telephone Company, community information services of an information provider, and other customer's services (by dialing the appropriate codes) when the services can be reached using valid NXX codes. When directly routed to an end office, only those valid NXX codes served by that office may be accessed. When routed through an access tandem, only those valid NXX codes served by offices subtending the access tandem may be accessed. Where measurement capabilities exist, the customer will also be billed additional non-access charges for calls to certain community information services, for which rates are applicable under Telephone Company exchange service catalogs, e.g., 976 (DIAL IT) Network Services. Additionally, non-access charges will also be billed for calls from a FGC trunk to another customer's service in accordance with that customer's applicable service rates when the Telephone Company performs the billing function for that customer. FGC may not be switched, in the terminating direction, to Switched Access Service Feature Groups B, C or D.

NOTICE
THE INFORMATION CONTAINED IN THIS DOCUMENT IS SUBJECT TO CHANGE.
TRANSMITTAL NO. 13-01A

CenturyTel of the Gem State, Inc.
d/b/a CenturyLink
Access Service Catalog No. 3

Idaho Public Utilities Commission
Office of the Secretary
ACCEPTED FOR FILING
July 2, 2013
Boise, Idaho
Original Page 6-70

Issued: May 31, 2013

Effective: July 2, 2013

ACCESS SERVICE

6. Switched Access Service (Cont'd)

6.7 Description and Provision of Feature Group C (FGC) (Cont'd)

6.7.1 Description (Cont'd)

- (G) The Telephone Company will establish a trunk group or groups for the customer at end office switches or access tandem switches where FGC switching is provided. When required by technical limitations, a separate trunk group will be established for each type of FGC switching arrangement provided. Different types of FGC or other switching arrangements may be combined in a single trunk group at the option of the Telephone Company.
- (H) Unless prohibited by technical limitations the providers of MTS and WATS may, at their option, combine Interim NXX Translation and/or 800 Data Base traffic in the same trunk group arrangement with their non-Interim NXX Translation traffic. When required by technical considerations, or when provided to a customer other than the provider of MTS and WATS, or at the request of the customer (i.e., provider of MTS and WATS), a separate trunk group will be established for Interim NXX Translation traffic and/or 800 Data Base.
- (I) FGC switching is provided with multifrequency address signaling or out of band SS7 signaling where technically feasible. With multifrequency address signaling and SS7 signaling, up to 12 digits of the called party number dialed by the customer's end user using dual tone multifrequency or dial pulse address signals will be provided by Telephone Company equipment to the customer's premises where the Switched Access Service terminates. Such address signals will be subject to the ordinary transmission capabilities of the Local Transport provided.

NOTICE
THE INFORMATION CONTAINED IN THIS DOCUMENT IS SUBJECT TO CHANGE.
TRANSMITTAL NO. 13-01A

CenturyTel of the Gem State, Inc.
d/b/a CenturyLink
Access Service Catalog No. 3

Idaho Public Utilities Commission
Office of the Secretary
ACCEPTED FOR FILING
July 2, 2013
Boise, Idaho

Original Page 6-71

Issued: May 31, 2013

Effective: July 2, 2013

ACCESS SERVICE

6. Switched Access Service (Cont'd)

6.7 Description and Provision of Feature Group C (FGC) (Cont'd)

6.7.2 Optional Features

Following are descriptions of the various nonchargeable and chargeable optional features that are available in lieu of, or in addition to, the standard features provided with Feature Group C. Nonchargeable optional features are provided as Common Switching, Transport Termination and Local Transport options as set forth in (A) through (C) following. Chargeable optional features are set forth in (D) following.

(A) Common Switching Options

Descriptions of the common switching optional features are set forth in 6.10 following.

(1) Automatic Number Identification (ANI)

(2) Signaling Options

(a) Delay Dial Start-Pulsing Signaling

(b) Immediate Dial Pulse Address Signaling

(c) Dial Pulse Address Signaling

(3) Service Class Routing

(4) Alternate Traffic Routing

(5) Trunk Access Limitation

(6) Band Advance Arrangement Associated with Special Access Service Utilized in the Provision of WATS Service

(7) End Office End User Line Service Screening for Use with Special Access Service Utilized in the Provision of WATS Service

(8) Hunt Group Arrangement for Use with Special Access Service Utilized in the Provision of WATS Service

NOTICE
THE INFORMATION CONTAINED IN THIS DOCUMENT IS SUBJECT TO CHANGE.
TRANSMITTAL NO. 13-01A

CenturyTel of the Gem State, Inc.
d/b/a CenturyLink
Access Service Catalog No. 3

Issued: May 31, 2013

Effective: July 2, 2013

ACCESS SERVICE

6. Switched Access Service (Cont'd)
 - 6.7 Description and Provision of Feature Group C (FGC) (Cont'd)
 - 6.7.2 Optional Features (Cont'd)
 - (A) Common Switching Options (Cont'd)
 - (9) Uniform Call Distribution Arrangement for Use with Special Access Service Utilized in the Provision of WATS Services
 - (10) Nonhunting Number Associated with a Hunt Group Arrangement or Uniform Call Distribution Arrangement for Use with Special Access Service Utilized in the Provision of WATS Services
 - (11) Digital Switched 56 Service
 - (B) Transport Termination Options
 - (1) Operator Trunk - Coin, Non-Coin, or Combined Coin and Non-Coin
The Operator Trunk option is set forth in 6.10.2(B) following.
 - (C) Local Transport Options
 - (1) Supervisory Signaling
The Supervisory Signaling optional feature, due to its technical nature, is set forth in 15.1.1 following.
 - (2) Signaling System 7 (SS7)
The SS7 optional feature allows the customer to send and receive signals for out of band call set up and is available with Feature Group C. This option requires the establishment of a signaling connection between the customer's designated premises/Signaling Point of Interface (SPOI) and a Telephone Company Signaling Transfer Point (STP).

SS7 is provided in both the originating and terminating direction on FGC and each signaling connection is provisioned for two way SS7 signaling information.

CenturyTel of the Gem State, Inc.
d/b/a CenturyLink
Access Service Catalog No. 3

Issued: May 31, 2013

Effective: July 2, 2013

ACCESS SERVICE

- 6. Switched Access Service (Cont'd)
 - 6.7 Description and Provision of Feature Group C (FGC) (Cont'd)
 - 6.7.2 Optional Features (Cont'd)
 - (C) Local Transport Options (Cont'd)
 - (3) Multifrequency Address Signaling
 - (4) Calling Party Number (CPN)
 - (5) Charge Number Parameter (CNP)
 - (6) 64 Clear Channel Capability
The 64 Clear Channel Capability optional feature, due to its technical nature, is set forth in 15.1.1 following.
 - (D) Chargeable Optional Features
 - (1) Interim NXX Translation
The Interim NXX Translation Optional Feature is set forth in 6.10.3(A) following.
 - (2) Common Channel Signaling/Signaling System 7 (CCS/SS7) Network Connection Service (CCSNC)
The CCSNC Optional Feature is provided as set forth in 6.10.5 following.

CenturyTel of the Gem State, Inc.
d/b/a CenturyLink
Access Service Catalog No. 3

Idaho Public Utilities Commission
Office of the Secretary
ACCEPTED FOR FILING
July 2, 2013
Boise, Idaho

Original Page 6-74

Issued: May 31, 2013

Effective: July 2, 2013

ACCESS SERVICE

6. Switched Access Service (Cont'd)
6.7 Description and Provision of Feature Group C (FGC) (Cont'd)

6.7.3 Design and Traffic Routing

For Feature Group C, the Telephone Company shall design and determine the routing of Switched Access Service. Additionally, for Tandem Switched Transport the Telephone Company will design and determine the routing from the first point of switching to the end office. The Telephone Company shall also decide if capacity is to be provided by originating only, terminating only, or two-way trunk groups. Finally, the Telephone Company will decide whether trunk side access will be provided through the use of two-wire or four-wire trunk terminating equipment.

Selection of facilities and equipment and traffic routing of the service are based on standard engineering methods, available facilities and equipment, and actual traffic patterns.

NOTICE
THE INFORMATION CONTAINED IN THIS DOCUMENT IS SUBJECT TO CHANGE.
TRANSMITTAL NO. 13-01A

CenturyTel of the Gem State, Inc.
d/b/a CenturyLink
Access Service Catalog No. 3

1st Revised Page 6-75
Cancels Original Page 6-75
Effective: July 1, 2016

Issued: May 20, 2016

ACCESS SERVICE

6. Switched Access Service (Cont'd)
6.7 Description and Provision of Feature Group C (FGC) (Cont'd)

6.7.4 Measuring Access Minutes

Customer traffic to end offices will be measured (i.e., recorded) by the Telephone Company at end office switches or access tandem switches. Originating and terminating calls will be measured or imputed by the Telephone Company to determine the basis for computing chargeable access minutes. In the event the customer message detail is not available because the Telephone Company lost or damaged data files or incurred recording system outages, the Telephone Company will estimate the volume of lost customer access minutes of use based on previously known values.

(C)

For terminating calls over FGC when measurement capability exists, the measured minutes are the chargeable access minutes. For originating calls over FGC, chargeable originating access minutes are derived from recorded minutes in the following manner:

- Step 1: Obtain recorded originating minutes and messages from the appropriate recording data.
- Step 2: Obtain the total attempts by dividing the originating measured messages by the completion ratio. Completion ratios (CR) are obtained separately for the major call categories such as DDD, operator, 800 series, 900, directory assistance and international from a sample study which analyzes the ultimate completion status of the total attempts which receive acknowledgment from the customer. That is, Measured Messages divided by Completion Ratio equals Total Attempts.

CenturyTel of the Gem State, Inc.
d/b/a CenturyLink
Access Service Catalog No. 3

Issued: May 31, 2013

Effective: July 2, 2013

ACCESS SERVICE

- 6. Switched Access Service (Cont'd)
- 6.7 Description and Provision of Feature Group C (FGC) (Cont'd)
- 6.7.4 Measuring Access Minutes (Cont'd)

Step 3: Obtain the total non-conversation time additive (NCTA) by multiplying the total attempts (obtained in Step 2) by the NCTA per attempt ratio. The NCTA per attempt ratio is obtained from the sample study identified in Step 2 by measuring the non-conversation time associated with both completed and incompletd attempts. The total NCTA is the time on a completed attempt from customer acknowledgment of receipt of call to called party answer (set up and ringing) plus the time on an incompletd attempt from customer acknowledgment of call until the access tandem or end office receives a disconnect signal (ring - no answer, busy or network blockage). That is, Total Attempts times Non-Conversation Time per Attempt Ratio equals Total NCTA.

Step 4: Obtain total chargeable originating access minutes by adding the total NCTA (obtained in Step 3) to the recorded originating measured minutes (obtained in Step 1). That is, Measured Minutes plus NCTA equals Chargeable Originating Access Minutes.

Following is an example which illustrates how the chargeable originating access minutes are derived from the measured originating minutes using this formula.

Where: Measured Minutes (M. Min.) = 7,000
Measured Messages (M. Mes.) = 1,000
Completion Ratio (CR) = .75
NCTA per Attempt = .4

(1) Total Attempts = $\frac{1,000(M. Mes.)}{.75 (CR)} = 1,333.3$

(2) Total NCTA = $.4 (NCTA \text{ per Attempt}) \times 1,333.33 = 533.33$

(3) Total Chargeable Originating Access Minutes = $7,000 (M. Min) + 533.33 (NCTA) = 7,533.33$

FGC access minutes or fractions thereof, the exact value of the fraction being a function of the switch technology where the measurement is made, are accumulated over the billing period for each end office, and are then rounded up to the nearest access minute for each end office.

CenturyTel of the Gem State, Inc.
d/b/a CenturyLink
Access Service Catalog No. 3

Idaho Public Utilities Commission
Office of the Secretary
ACCEPTED FOR FILING
July 2, 2013
Boise, Idaho
Original Page 6-77

Issued: May 31, 2013

Effective: July 2, 2013

ACCESS SERVICE

6. Switched Access Service (Cont'd)
- 6.7 Description and Provision of Feature Group C (FGC) (Cont'd)
- 6.7.4 Measuring Access Minutes (Cont'd)

Originating Usage

For originating calls over FGC, provided with Multi-Frequency Signaling, usage measurement begins when the originating FGC first point of switching receives answer supervision from the customer's point of termination, indicating the called party has answered.

For originating calls over FGC provided with Signaling System 7 (SS7) Signaling when the FGC end office is not routed through an access tandem for connection to the customer, usage measurement begins when the SS7 Initial Address Message is sent from the Service Switching Point (SSP) to the Signal Transfer Point (STP).

For originating calls over FGC provided with Signaling System 7 (SS7) Signaling when the FGC end office is routed through a tandem for connection to the customer, usage measurement begins when the FGC end office receives the SS7 Exit Message from the tandem.

The measurement of originating call usage over FGC provided with Multi-Frequency Signaling ends when the originating FGC first point of switching receives disconnect supervision from either the originating end user's end office, indicating the originating end user has disconnected, or the customer's point of termination, whichever is recognized first by the first point of switching.

The measurement of originating call usage over FGC provided with SS7 Signaling ends when the originating FGC end office receives an SS7 Release Message indicating either the originating or terminating end user has disconnected.

Terminating Usage

For terminating calls over FGC the chargeable access minutes are either measured or derived. For terminating calls over FGC where measurement capability does not exist, terminating FGC usage is derived from originating usage, excluding usage from calls to closed end services.

NOTICE
THE INFORMATION CONTAINED IN THIS DOCUMENT IS SUBJECT TO CHANGE.
TRANSMITTAL NO. 13-01A

CenturyTel of the Gem State, Inc.
d/b/a CenturyLink
Access Service Catalog No. 3

Idaho Public Utilities Commission
Office of the Secretary
ACCEPTED FOR FILING
July 2, 2013
Boise, Idaho

Original Page 6-78

Issued: May 31, 2013

Effective: July 2, 2013

ACCESS SERVICE

- 6. Switched Access Service (Cont'd)
- 6.7 Description and Provision of Feature Group C (FGC) (Cont'd)
- 6.7.4 Measuring Access Minutes (Cont'd)

Terminating Usage (Cont'd)

For terminating calls over FGC provided with Multi-Frequency Signaling, where measurement capability exists, the measurement of chargeable access minutes begins when the terminating FGC first point of switching receives answer supervision from the terminating end user's end office, indicating the terminating end user has answered. This measurement ends when the terminating FGC first point of switching receives an on-hook supervisory signal from the terminating end user's end office, indicating the terminating end user has disconnected, or the customer's point of termination, whichever is recognized first by the first point of switching.

For terminating calls over FGC with SS7 signaling, usage measurement begins when the terminating recording switch receives answer supervision from the terminating end user. The Telephone Company switch receives answer supervision and sends the indication to the customer in the form of an answer message. The measurement of terminating FGC call usage ends when the entry switch receives or sends a Release Message, whichever occurs first.

NOTICE
THE INFORMATION CONTAINED IN THIS DOCUMENT IS SUBJECT TO CHANGE.
TRANSMITTAL NO. 13-01A

CenturyTel of the Gem State, Inc.
d/b/a CenturyLink
Access Service Catalog No. 3

Idaho Public Utilities Commission
Office of the Secretary
ACCEPTED FOR FILING
July 2, 2013
Boise, Idaho

Original Page 6-79

Issued: May 31, 2013

Effective: July 2, 2013

ACCESS SERVICE

6. Switched Access Service (Cont'd)

6.7 Description and Provision of Feature Group C (FGC) (Cont'd)

6.7.5 Design Blocking Probability

The Telephone Company will design the facilities used in the provision of Switched Access Service FGC to meet the blocking probability criteria as set forth in (A) and (B) following.

(A) For Feature Group C, the design blocking objective will be no greater than one percent (.01) between the point of termination at the customer's designated premises and the first point of switching when traffic is directly routed without an alternate route. Standard traffic engineering methods will be used by the Telephone Company to determine the number of transmission paths required to achieve this level of blocking.

(B) The Telephone Company will perform routine measurement functions to assure that an adequate number of transmission paths are in service. The Telephone Company will recommend that additional capacity (i.e., busy hour minutes of capacity) be ordered by the customer when additional paths are required to reduce the measured blocking to the designed blocking level. For the capacity ordered, the design blocking objective is assumed to have been met if the routine measurements show that the measured blocking does not exceed the threshold listed in the following tables.

NOTICE
THE INFORMATION CONTAINED IN THIS DOCUMENT IS SUBJECT TO CHANGE.
TRANSMITTAL NO. 13-01A

**CenturyTel of the Gem State, Inc.
d/b/a CenturyLink
Access Service Catalog No. 3**

Issued: May 31, 2013

Effective: July 2, 2013

ACCESS SERVICE

- 6. Switched Access Service (Cont'd)
- 6.7 Description and Provision of Feature Group C (FGC) (Cont'd)
- 6.7.5 Design Blocking Probability (Cont'd)
- (B) (Cont'd)

- (1) For transmission paths carrying only first routed traffic direct between an end office and customer's designated premises without an alternate route, and for paths carrying only overflow traffic, the measured blocking thresholds are as follows:

<u>Number of Transmission Paths Per Trunk Group</u>	Measured Blocking Thresholds in the Time Consistent Busy Hour for the Number of Measurements Taken Between 8:00 a.m. and 11:00 p.m. <u>Per Trunk Group</u>			
	15-20	11-14	7-10	3-6
	Measurements	Measurements	Measurements	Measurements
2	7%	8%	9%	14%
3	5%	6%	7%	9%
4	5%	6%	7%	8%
5-6	4%	5%	6%	7%
7 or more	3%	3.5%	4%	6%

- (2) For transmission paths carrying first routed traffic between an end office and customer's premises via an access tandem, the measured blocking thresholds are as follows:

<u>Number of Transmission Paths Per Trunk Group</u>	Measured Blocking Thresholds in the Time Consistent Busy Hour for the Number of Measurements Taken Between 8:00 a.m. and 11:00 p.m. <u>Per Trunk Group</u>			
	15-20	11-14	7-10	3-6
	Measurements	Measurements	Measurements	Measurements
2	4.5%	5.5%	6.0%	9.5%
3	3.5%	4.0%	4.5%	6.0%
4	3.5%	4.0%	4.5%	5.5%
5-6	2.5%	3.5%	4.0%	4.5%
7 or more	2.0%	2.5%	3.0%	4.0%

NOTICE
THE INFORMATION CONTAINED IN THIS DOCUMENT IS SUBJECT TO CHANGE.
TRANSMITTAL NO. 13-01A

CenturyTel of the Gem State, Inc.
d/b/a CenturyLink
Access Service Catalog No. 3

Idaho Public Utilities Commission
Office of the Secretary
ACCEPTED FOR FILING
July 2, 2013
Boise, Idaho

Original Page 6-81

Issued: May 31, 2013

Effective: July 2, 2013

ACCESS SERVICE

6. Switched Access Service (Cont'd)
6.7 Description and Provision of Feature Group C (FGC) (Cont'd)

6.7.6 Testing Capabilities

FGC is provided, in the terminating direction where equipment is available, with seven digit access to balance (100 type) test line, milliwatt (102 type) test line, nonsynchronous or synchronous test line, automatic transmission measuring (105 type) test line, data transmission (107 type) test line, loop around test line, short circuit test line and open circuit test line. In addition to the tests described in 6.2.4 preceding which are included with the installation of service (Acceptance Testing) and as ongoing routine testing, Additional Cooperative Acceptance Testing, Additional Automatic Testing and Additional Manual Testing are available as set forth in 13.3.1 following.

NOTICE
THE INFORMATION CONTAINED IN THIS DOCUMENT IS SUBJECT TO CHANGE.
TRANSMITTAL NO. 13-01A

CenturyTel of the Gem State, Inc.
d/b/a CenturyLink
Access Service Catalog No. 3

Idaho Public Utilities Commission
Office of the Secretary
ACCEPTED FOR FILING
July 2, 2013
Boise, Idaho

Original Page 6-82

Issued: May 31, 2013

Effective: July 2, 2013

ACCESS SERVICE

6. Switched Access Service (Cont'd)

6.8 Description and Provision of Feature Group D (FGD)

6.8.1 Description

- (A) FGD Access, which is available to all customers, provides trunk side access to Telephone Company end office switches. Special Access Services utilized for connection with FGD at Telephone Company designated WATS Serving offices as set forth in Section 7 following may be ordered separately by a customer other than the customer which orders the FGD Switched Access Service for the provision of WATS or WATS-type services. Special Access Services are ordered as set forth in 5.2 preceding.
- (B) FGD is provided at Telephone Company designated end office switches whether routed directly or via Telephone Company designated electronic access tandem switches.
- (C) FGD is provided as trunk side switching through the use of end office or access tandem switch trunk equipment. The switch trunk equipment is provided with wink start-pulsing signals and answer and disconnect supervisory signaling.
- (D) FGD switching is provided with multifrequency address signaling or out of band SS7 signaling. With multifrequency address signaling and SS7 signaling, up to 12 digits of the called party number dialed by the customer's end user using dual tone multifrequency or dial pulse address signals will be provided by Telephone Company equipment to the customer's premises where the Switched Access Service terminates. Such address signals will be subject to the ordinary transmission capabilities of the Local Transport provided.

NOTICE
THE INFORMATION CONTAINED IN THIS DOCUMENT IS SUBJECT TO CHANGE.
TRANSMITTAL NO. 13-01A

CenturyTel of the Gem State, Inc.
d/b/a CenturyLink
Access Service Catalog No. 3

Idaho Public Utilities Commission
Office of the Secretary
ACCEPTED FOR FILING
July 2, 2013
Boise, Idaho

Original Page 6-83

Issued: May 31, 2013

Effective: July 2, 2013

ACCESS SERVICE

6. Switched Access Service (Cont'd)
6.8 Description and Provision of Feature Group D (FGD) (Cont'd)
6.8.1 Description (Cont'd)

(E) FGD switching, when used in the terminating direction, may be used to access valid NXXs in the LATA, time or weather announcement services of the Telephone Company, community information services of an information service provider, and other customers' services (by dialing the appropriate codes) when such services can be reached using valid NXX codes. When directly routed to an end office, only those valid NXX codes served by that office may be accessed. When routed through an access tandem, only those valid NXX codes served by end offices subtending the access tandem may be accessed. The customer will also be billed additional non-access charges for calls to certain community information services, for which rates are applicable under Telephone Company exchange service catalogs, e.g., 976 (DIAL-IT) Network Service. Additionally, non-access charges will also be billed for calls from a FGD trunk to another customer's service in accordance with that customer's applicable service rates when the Telephone Company performs the billing function for that customer. FGD may not be switched, in the terminating direction, to Switched Access Service Feature Groups B, C or D.

NOTICE
THE INFORMATION CONTAINED IN THIS DOCUMENT IS SUBJECT TO CHANGE.
TRANSMITTAL NO. 13-01A

CenturyTel of the Gem State, Inc.
d/b/a CenturyLink
Access Service Catalog No. 3

Idaho Public Utilities Commission
Office of the Secretary
ACCEPTED FOR FILING
July 2, 2013
Boise, Idaho

Original Page 6-84

Issued: May 31, 2013

Effective: July 2, 2013

ACCESS SERVICE

6. Switched Access Service (Cont'd)
6.8 Description and Provision of Feature Group D (FGD) (Cont'd)
6.8.1 Description (Cont'd)

- (F) The Telephone Company will establish a trunk group or groups for the customer at end office switches or access tandem switches where FGD switching is provided. When required by technical limitations, a separate trunk group will be established for each type of FGD switching arrangement provided. Different types of FGD or other switching arrangements may be combined in a single trunk group at the option of the Telephone Company.
- (G) The access code for FGD switching is a uniform access code of the form 10XXX or 101XXXX. A uniform access code(s) will be the assigned number of all FGD access provided to the customer by the Telephone Company. No access code is required for calls to a customer over FGD Switched Access Service if the end user's telephone exchange service is arranged for presubscription to that customer, as set forth in Section 13 following.

Where no access code is required, the number dialed by the customer's end user shall be a seven or ten digit number for calls in the North American Numbering Plan (NANP).

When the 10XXX or 101XXXX access code is used, FGD switching also provides for dialing the digit 0 for access to the customer's operator, 911 for access to the Telephone Company's emergency reporting service, or the end-of-dialing digit (#) for cut-through access to the customer designated premises.

NOTICE
THE INFORMATION CONTAINED IN THIS DOCUMENT IS SUBJECT TO CHANGE.
TRANSMITTAL NO. 13-01A

CenturyTel of the Gem State, Inc.
d/b/a CenturyLink
Access Service Catalog No. 3

Issued: May 31, 2013

Effective: July 2, 2013

ACCESS SERVICE

6. Switched Access Service (Cont'd)

6.8 Description and Provision of Feature Group D (FGD) (Cont'd)

6.8.1 Description (Cont'd)

- (H) FGD switching will be arranged to accept calls from telephone exchange service locations without the need for dialing the 10XXX or 101XXXX uniform access code. Each telephone exchange service line may be marked with a code to identify which 10XXX or 101XXXX code its calls will be directed to for interLATA service.
- (I) Unless prohibited by technical limitations, the customer's Interim NXX Translation and/or 800 Data Base traffic may, at the option of the customer, be combined in the same trunk group arrangement with the customer's non-Interim NXX Translation and/or 800 Data Base traffic. When required by technical limitations, or at the request of the customer, a separate trunk group will be established for Interim NXX Translation and/or 800 Data Base traffic.
- (J) When a customer has had FGB access in an end office and subsequently replaces the FGB access with FGD access, at the mutual agreement of the customer and the Telephone Company, the Telephone Company will direct calls dialed by the customer's end users using the customer's previous FGB access code to the customer's FGD access service. The customer must be prepared to handle normally dialed FGD calls, as well as calls dialed with the FGB access code which requires the customer to receive additional address signaling from the end user. Such calls will be rated as FGD. The Telephone Company may, with 90 days' written notice to the customer, discontinue this arrangement.
- (K) For FGD switched access service to a Wireless Switching Center (WSC) directly interconnected to a Telephone Company access tandem office, the customer will be billed only the Local Transport premium rate element for the FGD usage. The mileage used to determine the monthly rate for the local transport rate element is as set forth in 6.4.6(G) preceding.

CenturyTel of the Gem State, Inc.
d/b/a CenturyLink
Access Service Catalog No. 3

Idaho Public Utilities Commission
Office of the Secretary
ACCEPTED FOR FILING
July 2, 2013
Boise, Idaho
Original Page 6-86

Issued: May 31, 2013

Effective: July 2, 2013

ACCESS SERVICE

6. Switched Access Service (Cont'd)

6.8 Description and Provision of Feature Group D (FGD) (Cont'd)

6.8.2 Optional Features

Following are the various nonchargeable and chargeable optional features that are available in lieu of, or in addition to, the standard features provided with Feature Group D. Nonchargeable Optional Features are provided as Common Switching, Transport Termination and Local Transport options as set forth in (A) through (C) following. Chargeable optional features are set forth in (D) following.

(A) Common Switching Options

Descriptions of the common switching optional features are set forth in 6.10 following.

- (1) Automatic Number Identification (ANI)
- (2) Service Class Routing
- (3) Alternate Traffic Routing
- (4) Trunk Access Limitation
- (5) Call Gapping Arrangement
- (6) Band Advance Arrangement for Use with Special Access Service Utilized in the Provision of WATS or WATS-Type Services
- (7) End Office End User Line Service Screening for Use with Special Access Service Utilized in the Provision of WATS or WATS-Type Services
- (8) Hunt Group Arrangement for Use with Special Access Service Utilized in the Provision of WATS or WATS-Type Services
- (9) Uniform Call Distribution Arrangement for Use with Special Access Service Utilized in the Provision of WATS or WATS-Type Services
- (10) Nonhunting Number Associated with Hunt Group Arrangement or Uniform Call Distribution Arrangement for Use with Special Access Service Utilized in the Provision of WATS or WATS-Type Services
- (11) Digital Switched 56 Service

NOTICE
THE INFORMATION CONTAINED IN THIS DOCUMENT IS SUBJECT TO CHANGE.
TRANSMITTAL NO. 13-01A

CenturyTel of the Gem State, Inc.
d/b/a CenturyLink
Access Service Catalog No. 3

Idaho Public Utilities Commission
Office of the Secretary
ACCEPTED FOR FILING
July 2, 2013
Boise, Idaho

Original Page 6-87

Issued: May 31, 2013

Effective: July 2, 2013

ACCESS SERVICE

6. Switched Access Service (Cont'd)

6.8 Description and Provision of Feature Group D (FGD) (Cont'd)

6.8.2 Optional Features (Cont'd)

(B) Transport Termination Options

(1) Operator Trunk - Full Feature

The Operator Trunk optional feature is set forth in 6.10.2(C) following.

(C) Local Transport Options

(1) Supervisory Signaling

The Supervisory Signaling optional feature, due to its technical nature, is set forth in 15.1.1 following.

(2) Signaling System 7 (SS7)

The SS7 optional feature allows the customer to send and receive signals for out of band call set up and is available with Feature Group D. This option requires the establishment of a signaling connection between the customer's designated premises/Signaling Point of Interface (SPOI) and a Telephone Company's Signaling Transfer Point (STP).

SS7 is provided in both the originating and terminating direction on FGD and each signaling connection is provisioned for two-way SS7 signaling information.

(3) Multifrequency Address Signaling

(4) Calling Party Number (CPN) Parameter

(6) Carrier Selection Parameter (CSP)

(7) 64 Clear Channel Capability

The 64 Clear Channel Capability optional feature, due to its technical nature, is set forth in 15.1.1 following.

NOTICE
THE INFORMATION CONTAINED IN THIS DOCUMENT IS SUBJECT TO CHANGE.
TRANSMITTAL NO. 13-01A

CenturyTel of the Gem State, Inc.
d/b/a CenturyLink
Access Service Catalog No. 3

Idaho Public Utilities Commission
Office of the Secretary
ACCEPTED FOR FILING
July 2, 2013
Boise, Idaho

Original Page 6-88

Issued: May 31, 2013

Effective: July 2, 2013

ACCESS SERVICE

6. Switched Access Service (Cont'd)
6.8 Description and Provision of Feature Group D (FGD) (Cont'd)
6.8.2 Optional Features (Cont'd)

(D) Chargeable Optional Features

- (1) Interim NXX Translation
The Interim NXX Translation Optional Feature is set forth in 6.10.3(A) following.
- (2) Common Channel Signaling/Signaling System 7 (CCS/SS7) Network Connection Service (CCSNC)

The CCSNC Optional Feature is provided as set forth in 6.10.3 following.

6.8.3 Design and Traffic Routing

For Feature Group D, the Telephone Company shall design and determine the routing of Tandem Switched Transport service, including the selection of the first point of switching and the selection of facilities from the interface to any switching point and to the end offices where busy hour minutes of capacity are ordered. The Telephone Company shall also decide if capacity is to be provided by originating only, terminating only, or two-way trunk groups. Finally, the Telephone Company will decide whether trunk side access will be provided through the use of two-wire or four-wire trunk terminating equipment.

For Feature Group D Direct Trunked Transport service, the Telephone Company will determine the routing of Switched Access Service from the point of interface to the first point of switching or, if the customer specifies one or more hub locations for multiplexing, from the point of interface to the hub location, from one hub location to another hub location, and/or from a hub location to the first point of switching.

NOTICE
THE INFORMATION CONTAINED IN THIS DOCUMENT IS SUBJECT TO CHANGE.
TRANSMITTAL NO. 13-01A

CenturyTel of the Gem State, Inc.
d/b/a CenturyLink
Access Service Catalog No. 3

1st Revised Page 6-89
Cancels Original Page 6-89
Effective: July 1, 2016

Issued: May 20, 2016

ACCESS SERVICE

6. Switched Access Service (Cont'd)
6.8 Description and Provision of Feature Group D (FGD) (Cont'd)

6.8.3 Design and Traffic Routing (Cont'd)

Selection of facilities and equipment and traffic routing of the service is based on standard engineering methods, available facilities and equipment, and actual traffic patterns. The Telephone Company will designate the first point(s) of switching and routing to be used where equal access is provided through a centralized equal access arrangement. Those Telephone Company offices providing equal access through centralized arrangements are identified in NATIONAL EXCHANGE CARRIER ASSOCIATION, INC. TARIFF F.C.C. NO 4.

6.8.4 Measuring Access Minutes

Customer traffic to end offices will be recorded at end office switches or access tandem switches. Originating and terminating calls will be measured or derived to determine the basis for computing chargeable access minutes. In the event the customer message detail is not available because the Telephone Company lost or damaged data files or incurred recording system outages, the Telephone Company will estimate the volume of lost customer access minutes of use based on previously known values.

(C)

FGD access minutes or fractions thereof, the exact value of the fraction being a function of the switch technology where the measurement is made, are accumulated over the billing period for each end office, and are then rounded up to the nearest access minute for each end office.

Originating Usage

For originating calls over FGD the measured minutes are the chargeable access minutes.

For originating calls over FGD, provided with Multi-Frequency Signaling, usage measurement begins when the originating FGD first point of switching receives the first wink supervisory signal forwarded from the customer's point of termination.

CenturyTel of the Gem State, Inc.
d/b/a CenturyLink
Access Service Catalog No. 3

Idaho Public Utilities Commission
Office of the Secretary
ACCEPTED FOR FILING
July 2, 2013
Boise, Idaho

Original Page 6-90

Issued: May 31, 2013

Effective: July 2, 2013

ACCESS SERVICE

- 6. Switched Access Service (Cont'd)
- 6.8 Description and Provision of Feature Group D (FGD) (Cont'd)
- 6.8.4 Measuring Access Minutes (Cont'd)

Originating Usage (Cont'd)

For originating calls over FGD provided with Signaling System 7 (SS7) Signaling when the FGD end office is not routed through an access tandem for connection to the customer, usage measurement begins when the SS7 Initial Address Message is sent from the Service Switching Point (SSP) to the Signal Transfer Point (STP).

For originating calls over FGD provided with Signaling System 7 (SS7) Signaling when the FGD end office is routed through a tandem for connection to the customer, usage measurement begins when the FGD end office receives the SS7 Exit Message from the tandem.

The measurement of originating call usage over FGD provided with Multi-Frequency Signaling ends when the originating FGD first point of switching receives disconnect supervision from either the originating end user's end office, indicating the originating end user has disconnected, or the customer's point of termination, whichever is recognized first by the first point of switching.

The measurement of originating call usage over FGD provided with SS7 Signaling ends when the originating FGD end office receives an SS7 Release Message indicating either the originating or terminating end user has disconnected.

Terminating Usage

For terminating calls over FGD the chargeable access minutes are either measured or derived.

For terminating calls over FGD provided with MultiFrequency Signaling, where measurement capability exists, the measurement of chargeable access minutes begins when the terminating FGD first point of switching receives answer supervision from the terminating end user's end office, indicating the terminating end user has answered. This measurement ends when the terminating FGD first point of switching receives disconnect supervision from either the terminating end user's end office, indicating the terminating end user has disconnected, or the customer's point of termination, whichever is recognized first by the first point of switching.

NOTICE
THE INFORMATION CONTAINED IN THIS DOCUMENT IS SUBJECT TO CHANGE.
TRANSMITTAL NO. 13-01A

CenturyTel of the Gem State, Inc.
d/b/a CenturyLink
Access Service Catalog No. 3

Issued: May 31, 2013

Effective: July 2, 2013

ACCESS SERVICE

- 6. Switched Access Service (Cont'd)
- 6.8 Description and Provision of Feature Group D (FGD) (Cont'd)
- 6.8.4 Measuring Access Minutes (Cont'd)

Terminating Usage (Cont'd)

For terminating calls over FGD, where measurement capability does not exist, terminating FGD usage is derived from originating usage, excluding usage from calls to closed end services or Directory Assistance Services.

For terminating calls over FGD with SS7 signaling, usage measurement begins when the terminating recording switch receives answer supervision from the terminating end user. The Telephone Company switch receives answer supervision and sends the indication to the customer in the form of an answer message. The measurement of terminating FGD call usage ends when the entry switch receives or sends a release message, whichever occurs first.

6.8.5 Design Blocking Probability

The Telephone Company will design the facilities used in the provision of Switched Access Service FGD to meet the blocking probability criteria as set forth in (A) and (B) following.

- (A) For Feature Group D, the design blocking objective will be no greater than one percent (.01) between the point of termination at the customer's designated premises and the end office switch, whether the traffic is directly routed without an alternate route or routed via an access tandem. Standard traffic engineering methods as set forth in reference document Telecommunications Transmission Engineering - Volume 3 - Networks and Services (Chapters 6-7) will be used by the Telephone Company to determine the number of transmission paths required to achieve this level of blocking.
- (B) The Telephone Company will perform routine measurement functions to assure that an adequate number of transmission paths are in service. The Telephone Company will recommend that additional capacity (i.e., busy hour minutes of capacity or trunks) be ordered by the customer when additional paths are required to reduce the measured blocking to the designed blocking level. For the capacity ordered, the design blocking objective is assumed to have been met if the routine measurements show that the measured blocking does not exceed the threshold listed in the following tables.

**CenturyTel of the Gem State, Inc.
d/b/a CenturyLink
Access Service Catalog No. 3**

Issued: May 31, 2013

Effective: July 2, 2013

ACCESS SERVICE

- 6. Switched Access Service (Cont'd)
- 6.8 Description and Provision of Feature Group D (FGD) (Cont'd)
- 6.8.5 Design Blocking Probability (Cont'd)
- (B) (Cont'd)

- (1) For transmission paths carrying only first routed traffic direct between an end office and customer's designated premises without an alternate route, and for paths carrying only overflow traffic, the measured blocking thresholds are as follows:

<u>Number of Transmission Paths Per Trunk Group</u>	Measured Blocking Thresholds in the Time Consistent Busy Hour for the Number of Measurements Taken Between 8:00 a.m. and 11:00 p.m. <u>Per Trunk Group</u>			
	15-20	11-14	7-10	3-6
	Measurements	Measurements	Measurements	Measurements
2	7%	8.0%	9%	14.0%
3	5%	6.0%	7%	9.0%
4	5%	6.0%	7%	8.0%
5-6	4%	5.0%	6%	7.0%
7 or more	3%	3.5%	4%	6.0%

- (2) For transmission paths carrying first routed traffic between an end office and customer's premises via an access tandem, the measured blocking thresholds are as follows:

<u>Number of Transmission Paths Per Trunk Group</u>	Measured Blocking Thresholds in the Time Consistent Busy Hour for the Number of Measurements Taken Between 8:00 a.m. and 11:00 p.m. <u>Per Trunk Group</u>			
	15-20	11-14	7-10	3-6
	Measurements	Measurements	Measurements	Measurements
2	4.5%	5.5%	6.0%	9.5%
3	3.5%	4.0%	4.5%	6.0%
4	3.5%	4.0%	4.5%	5.5%
5-6	2.5%	3.5%	4.0%	4.5%
7 or more	2.0%	2.5%	3.0%	4.0%

NOTICE
THE INFORMATION CONTAINED IN THIS DOCUMENT IS SUBJECT TO CHANGE.
TRANSMITTAL NO. 13-01A

CenturyTel of the Gem State, Inc.
d/b/a CenturyLink
Access Service Catalog No. 3

Idaho Public Utilities Commission
Office of the Secretary
ACCEPTED FOR FILING
July 2, 2013
Boise, Idaho
Original Page 6-93

Issued: May 31, 2013

Effective: July 2, 2013

ACCESS SERVICE

- 6. Switched Access Service (Cont'd)
- 6.8 Description and Provision of Feature Group D (FGD) (Cont'd)

- 6.8.6 Network Blocking Charge

The customer will be notified by the Telephone Company to increase its capacity (busy hour minutes of capacity or quantities of trunks) when excessive trunk group blocking occurs on groups carrying Feature Group D traffic and the measured access minutes for that hour exceed the capacity purchased. Excessive trunk group blocking occurs when the blocking thresholds stated below are exceeded. They are predicated on time consistent, hourly measurements over a 30 day period excluding Saturdays, Sundays and national holidays. If the order for additional capacity has not been received by the Telephone Company within 15 days of the notification, the Telephone Company will bill the customer, at the rate set forth in Section 17 following, for each overflow in excess of the blocking threshold when (1) the average "30 day period" overflow exceeds the threshold level for any particular hour and (2) the "30 day period" measured average originating or two-way usage for the same clock hour exceeds the capacity purchased.

Blocking Thresholds

<u>Trunks in Service</u>	<u>1%</u>	<u>1/2%</u>
1-2	7.0%	4.5%
3-4	5.0%	3.5%
5-6	4.0%	2.5%
7 or greater	3.0%	2.0%

The 1% blocking threshold is for transmission paths carrying traffic direct (without an alternate route) between an end office and a customer's premises. The 1/2% blocking threshold is for transmission paths carrying first routed traffic between an end office and a customer's premises via an access tandem.

NOTICE
THE INFORMATION CONTAINED IN THIS DOCUMENT IS SUBJECT TO CHANGE.
TRANSMITTAL NO. 13-01A

CenturyTel of the Gem State, Inc.
d/b/a CenturyLink
Access Service Catalog No. 3

Idaho Public Utilities Commission
Office of the Secretary
ACCEPTED FOR FILING
July 2, 2013
Boise, Idaho

Original Page 6-94

Issued: May 31, 2013

Effective: July 2, 2013

ACCESS SERVICE

6. Switched Access Service (Cont'd)

6.8 Description and Provision of Feature Group D (FGD) (Cont'd)

6.8.7 Testing Capabilities

FGD is provided, in the terminating direction where equipment is available, with seven digit access to balance (100 type) test line, milliwatt (102 type) test line, nonsynchronous or synchronous test line, automatic transmission measuring (105 type) test line, data transmission (107 type) test line, loop around test line, short circuit test line and open circuit test line. In addition to the tests described in 6.2.4 preceding, which are included with the installation of service (Acceptance Testing) and as ongoing routine testing, Additional Cooperative Acceptance Testing, Additional Automatic Testing and Additional Manual Testing, are available as set forth in 13.3.1 following.

When SS7 Signaling is ordered, network compatibility and other testing will be performed cooperatively by the Telephone Company and the customer as specified in Technical References TR-TSV 000905.

6.9 RESERVED FOR FUTURE USE

6.10 Chargeable and Nonchargeable Optional Features

Following are descriptions of the various optional features that are available in lieu of, or in addition to, the standard features provided with the Feature Groups. They are provided as Common Switching, Transport Termination or Interim NXX options. Local Transport options associated with Common Channel Signaling Network Connection Service (CCSNC) are described in 6.10.1 following. All other Local Transport options, due to their technical nature, are described in 15.1.1 following.

NOTICE
THE INFORMATION CONTAINED IN THIS DOCUMENT IS SUBJECT TO CHANGE.
TRANSMITTAL NO. 13-01A

**CenturyTel of the Gem State, Inc.
d/b/a CenturyLink
Access Service Catalog No. 3**

Issued: May 31, 2013

Effective: July 2, 2013

ACCESS SERVICE

- 6. Switched Access Service (Cont'd)
- 6.10 Chargeable and Nonchargeable Optional Features (Cont'd)
- 6.10.1 Common Switching Nonchargeable Optional Features
The following table shows the Feature Groups with which the optional features are available.

<u>Option</u>	<u>Available Feature Groups</u>			
	<u>A</u>	<u>B</u>	<u>C</u>	<u>D</u>
A) Call Denial on Line or Hunt Group	X			
B) Service Code Denial on Line or Hunt Group	X			
C) Hunt Group Arrangement	X			
D) Uniform Call Distribution Arrangement	X			
E) Nonhunting Number for Use with Hunt Group or Uniform Call Distribution Arrangement	X			
F) Automatic Number Identification (ANI)		X	X	X
G) Up to 7 Digit Outpulsing of Access Digits to Customer		X		
H) Delay Dial Start-Pulsing Signaling			X	
I) Immediate Dial Pulse Address Signaling			X	
J) Dial Pulse Address Signaling			X	
K) Service Class Routing		X	X	
L) Alternate Traffic Routing		X	X	X
M) Trunk Access Limitation			X	X
N) Call Gapping Arrangement				X
O) International Carrier Option				X
P) Band Advance Arrangement for Use with Special Access Service Utilized in the Provision of WATS or WATS-Type Services	X	X	X	X

NOTICE
THE INFORMATION CONTAINED IN THIS DOCUMENT IS SUBJECT TO CHANGE.
TRANSMITTAL NO. 13-01A

**CenturyTel of the Gem State, Inc.
d/b/a CenturyLink
Access Service Catalog No. 3**

Issued: May 31, 2013

Effective: July 2, 2013

ACCESS SERVICE

- 6. Switched Access Service (Cont'd)
- 6.10 Chargeable and Nonchargeable Optional Features (Cont'd)
- 6.10.1 Common Switching Nonchargeable Optional Features
The following table shows the Feature Groups with which the optional features are available.
(Cont'd)

<u>Option</u>	<u>Available Feature Groups</u>			
	<u>A</u>	<u>B</u>	<u>C</u>	<u>D</u>
Q) End Office End User Line Service Screening for Use with Special Access Service Utilized in the Provision of WATS or WATS-Type Services		X	X	
R) Hunt Group Arrangement for Use with Special Access Service Utilized in the Provision of WATS or WATS-Type Services	X	X	X	X
S) Uniform Call Distribution Arrangement for Use with Special Access Service Utilized in the Provision of WATS or WATS-Type Services	X	X	X	X
T) Nonhunting Number Associated with Hunt Group Arrangement or Uniform Call Distribution Arrangement for Use with Special Access Service Utilized in the Provision of WATS or WATS-Type Services	X	X	X	X
U) Digital Switched 56 Service			X	X
V) Multifrequency Address Signaling			X	X
W) Signaling System 7 (SS7) Signaling		X	X	
X) Calling Party Number (CPN)			X	X
Y) Carrier Selection Parameter (CSP)				X
Z) Charge Number Parameter (CNP)			X	X
AA) Flexible Automatic Number Identification (Flex ANI)				X

NOTICE
THE INFORMATION CONTAINED IN THIS DOCUMENT IS SUBJECT TO CHANGE.
TRANSMITTAL NO. 13-01A

CenturyTel of the Gem State, Inc.
d/b/a CenturyLink
Access Service Catalog No. 3

Idaho Public Utilities Commission
Office of the Secretary
ACCEPTED FOR FILING
July 2, 2013
Boise, Idaho
Original Page 6-97

Issued: May 31, 2013

Effective: July 2, 2013

ACCESS SERVICE

- 6. Switched Access Service (Cont'd)
- 6.10 Chargeable and Nonchargeable Optional Features (Cont'd)
- 6.10.1 Common Switching Nonchargeable Optional Features (Cont'd)

- (A) Call Denial on Line or Hunt Group

This option allows for the screening of terminating Feature Group A calls. There are two screening arrangements available with this option as follows: 1) limiting terminating calls for completion to only 411 or 555-1212 whichever is available, 611, 911, 800 series and a Telephone Company specified set of NXXs within the Telephone Company local exchange calling area of the dial tone office in which the arrangement is provided or, 2) limiting terminating calls to completion to only the NXXs associated with all end offices in the LATA, i.e., the call cannot be further switched or routed out of the LATA nor will calls be completed to 411 or 555-1212 whichever is available, 611, 911 or 800 series. All other calls are routed to a reorder tone or recorded announcement. Arrangement 1 is provided in all Telephone Company electronic end offices and, where available, in electromechanical end offices. Arrangement 2 is provided where available. This feature is available with Feature Group A.

- (B) Service Code Denial on Line or Hunt Group

This option allows for the screening of terminating calls within the LATA, and for disallowing completion of calls to 0-, 555 and N11 (e.g., 411, 611, and 911). This feature is provided where available in all Telephone Company end offices. It is available with Feature Group A.

NOTICE
THE INFORMATION CONTAINED IN THIS DOCUMENT IS SUBJECT TO CHANGE.
TRANSMITTAL NO. 13-01A

CenturyTel of the Gem State, Inc.
d/b/a CenturyLink
Access Service Catalog No. 3

Idaho Public Utilities Commission
Office of the Secretary
ACCEPTED FOR FILING
July 2, 2013
Boise, Idaho

Original Page 6-98

Issued: May 31, 2013

Effective: July 2, 2013

ACCESS SERVICE

6. Switched Access Service (Cont'd)
6.10 Chargeable and Nonchargeable Optional Features (Cont'd)
6.10.1 Common Switching Nonchargeable Optional Features (Cont'd)

(C) Hunt Group Arrangement

This option provides the ability to sequentially access one of two or more line side connections in the originating direction, when the access code of the line group is dialed. This feature is provided in all Telephone Company end offices. It is available with Feature Group A. All Feature Group A access services in the same hunt group must provide off-hook supervisory signaling from the same point in time in the call sequence i.e., all off-hook supervisory signals must either be provided by the customer's equipment before the called party answers or all must be forwarded by the customer's equipment when the called party answers.

(D) Uniform Call Distribution Arrangement

This option provides a type of multiline hunting arrangement which provides for an even distribution of calls among the available lines in a hunt group. Where available, this feature is provided in Telephone Company electronic end offices only. It is available with Feature Group A.

(E) Nonhunting Number for Use with Hunt Group or Uniform Call Distribution Arrangement

This option provides access to an individual line within a multiline hunt or uniform call distribution group. When the nonhunting number is dialed, access is provided when it is idle, or busy tone is provided when it is busy. Where available, this feature is provided in Telephone Company electronic end offices only. It is available with Feature Group A.

NOTICE
THE INFORMATION CONTAINED IN THIS DOCUMENT IS SUBJECT TO CHANGE.
TRANSMITTAL NO. 13-01A

CenturyTel of the Gem State, Inc.
d/b/a CenturyLink
Access Service Catalog No. 3

Idaho Public Utilities Commission
Office of the Secretary
ACCEPTED FOR FILING
July 2, 2013
Boise, Idaho

Original Page 6-99

Issued: May 31, 2013

Effective: July 2, 2013

ACCESS SERVICE

6. Switched Access Service (Cont'd)
6.10 Chargeable and Nonchargeable Optional Features (Cont'd)
6.10.1 Common Switching Nonchargeable Optional Features (Cont'd)

(F) Automatic Number Identification (ANI)

- (1) This option provides the automatic transmission of a seven digit or ten digit number and information digits to the customer designated premises for calls originating in the LATA, to identify the calling station. The ANI feature is an end office software function which is associated on a call-by-call basis with:
 - (a) all individual transmission paths in a trunk group routed directly between an end office and a customer designated premises or, where technically feasible, with
 - (b) all individual transmission paths in a trunk group between an end office and an access tandem, and a trunk group between an access tandem and a customer designated premises.
- (2) The seven digit ANI telephone number is generally available with Feature Groups B and C. With these Feature Groups, technical limitations may exist in Telephone Company switching facilities which require ANI to be provided only on a directly trunked basis. ANI will be transmitted on all calls except those originating from multiparty lines, pay telephones using Feature Group B, or when an ANI failure has occurred. Seven digit ANI is not available with SS7 Signaling.
- (3) The ten digit ANI telephone number is only available with Feature Group D. The ten digit ANI telephone number consists of the Number Plan Area (NPA) plus the seven digit ANI telephone number. The ten digit ANI telephone number will be transmitted on all calls except those identified as multiparty line or ANI failure, in which case only the NPA will be transmitted (in addition to the information digit described below). Ten digit ANI is provided with multifrequency address signaling or SS7 signaling.
- (4) With Feature Group C, at the option of the customer, ANI may be ordered from end offices where Telephone Company recording for end user billing is not provided. Additionally, ANI is provided from end offices where message detail recording is not required by the Telephone Company; as with 800 series service. ANI is not provided from end offices where the Telephone Company forwards ANI to its recording equipment.

NOTICE
THE INFORMATION CONTAINED IN THIS DOCUMENT IS SUBJECT TO CHANGE.
TRANSMITTAL NO. 13-01A

CenturyTel of the Gem State, Inc.
d/b/a CenturyLink
Access Service Catalog No. 3

Idaho Public Utilities Commission
Office of the Secretary
ACCEPTED FOR FILING
July 2, 2013
Boise, Idaho

Original Page 6-100

Issued: May 31, 2013

Effective: July 2, 2013

ACCESS SERVICE

6. Switched Access Service (Cont'd)
6.10 Chargeable and Nonchargeable Optional Features (Cont'd)
6.10.1 Common Switching Nonchargeable Optional Features (Cont'd)

(F) Automatic Number Identification (ANI) (Cont'd)

- (5) Where complete ANI detail cannot be provided, e.g., on calls from 4 and 8 party services, information digits will be provided to the customer.

The information digits identify:

- (a) telephone number is the station billing number - no special treatment required,
- (b) multiparty line - telephone number is a 4- or 8- party line and cannot be identified - number must be obtained via an operator or in some other manner,
- (c) ANI failure has occurred in the end office switch which prevents identification of calling telephone number - must be obtained by operator or in some other manner,
- (d) hotel/motel originated call which requires room number identification,
- (e) coinless station, hospital, inmate, etc. call which requires special screening or handling by the customer, and
- (f) call is an Automatic Identified Outward Dialed (AIOD) call from customer premises equipment. The AIOD ANI telephone number is the listed telephone number of the customer and is not the telephone number of the calling party.

These ANI information digits are generally available with Feature Groups B, C, and D.

NOTICE
THE INFORMATION CONTAINED IN THIS DOCUMENT IS SUBJECT TO CHANGE.
TRANSMITTAL NO. 13-01A

CenturyTel of the Gem State, Inc.
d/b/a CenturyLink
Access Service Catalog No. 3

Idaho Public Utilities Commission
Office of the Secretary
ACCEPTED FOR FILING
July 2, 2013
Boise, Idaho

Original Page 6-101

Issued: May 31, 2013

Effective: July 2, 2013

ACCESS SERVICE

6. Switched Access Service (Cont'd)
6.10 Chargeable and Nonchargeable Optional Features (Cont'd)
6.10.1 Common Switching Nonchargeable Optional Features (Cont'd)

(F) Automatic Number Identification (ANI) (Cont'd)

- (6) Additional ANI information digits are available with Feature Group D also. They include:

- (a) InterLATA restricted - telephone number is identified line
- (b) InterLATA restricted - hotel/motel line
- (c) InterLATA restricted - coinless, hospital, inmate, etc., line

These information digits will be transmitted as agreed to by the customer and the Telephone Company.

(7) Restrictions on Use and Sale of ANI

- (a) Intrastate access customers of this catalog may use ANI in the following manner:
 - (i) For billing and collection information, for routing, screening, and completing the originating subscriber's call or transaction, or for services directly related to the originating telephone subscriber's call or transaction.

The customer may use ANI to offer a product or service that is directly related to the products or services previously acquired from the customer by the originating subscriber.

- (b) Intrastate access customers of this catalog may not use ANI in the following manner:
 - (i) Reusing or selling the telephone number or billing information without first notifying the originating telephone subscriber and obtaining the affirmative consent of such subscriber for such reuse or sale.
 - (ii) Disclosing (except as permitted in (a), preceding), any information derived from the ANI for any purpose other than 1) performing the services or transactions that are the subject of the originating subscriber's call, 2) ensuring network performance security and the effectiveness of call delivery, 3) compiling, using, and disclosing aggregate information, and 4) complying with applicable law or legal process.

NOTICE
THE INFORMATION CONTAINED IN THIS DOCUMENT IS SUBJECT TO CHANGE.
TRANSMITTAL NO. 13-01A

CenturyTel of the Gem State, Inc.
d/b/a CenturyLink
Access Service Catalog No. 3

Idaho Public Utilities Commission
Office of the Secretary
ACCEPTED FOR FILING
July 2, 2013
Boise, Idaho

Original Page 6-102

Issued: May 31, 2013

Effective: July 2, 2013

ACCESS SERVICE

6. Switched Access Service (Cont'd)
6.10 Chargeable and Nonchargeable Optional Features (Cont'd)
6.10.1 Common Switching Nonchargeable Optional Features (Cont'd)

(G) Up to 7 Digit Outpulsing of Access Digits to Customer

This option provides for the end office capability of providing up to 7 digits of the uniform access code (950-XXXX) to the customer designated premises.

The customer can request that only some of the digits in the access code be forwarded. The access code digits would be provided to the customer designated premises using multifrequency signaling, and transmission of the digits would precede the forwarding of ANI if that feature were provided. This feature is available with Feature Group B.

(H) Delay Dial Start-Pulsing Signaling

Where available, this option provides a method of indicating to the near end trunk circuit readiness to accept address signaling information by the far end trunk circuit. Delay dial is often referred to as an off-hook, on-hook signaling sequence. The delay dial signal is the off-hook interval and the start-pulsing signal is the on-hook interval. With integrity check, the calling office will not outpulse until a delay dial (off-hook) signal followed by a start-pulsing (on-hook) signal has been identified at the calling office. This option is available with Feature Group C.

(I) Immediate Dial Pulse Address Signaling

Where available, this option provides for the forwarding of dial pulses from the Telephone Company end office to the customer without the need of a start-pulsing signal from the customer. It is available with Feature Group C.

(J) Dial Pulse Address Signaling

Where available, this trunk side option provides for the transmission of number information, e.g., called number, between the end office switching system and the customer designated premises (in either direction) by means of direct current pulses. It is available with Feature Group C.

NOTICE
THE INFORMATION CONTAINED IN THIS DOCUMENT IS SUBJECT TO CHANGE.
TRANSMITTAL NO. 13-01A

CenturyTel of the Gem State, Inc.
d/b/a CenturyLink
Access Service Catalog No. 3

Idaho Public Utilities Commission
Office of the Secretary
ACCEPTED FOR FILING
July 2, 2013
Boise, Idaho

Original Page 6-103

Issued: May 31, 2013

Effective: July 2, 2013

ACCESS SERVICE

6. Switched Access Service (Cont'd)
6.10 Chargeable and Nonchargeable Optional Features (Cont'd)
6.10.1 Common Switching Nonchargeable Optional Features (Cont'd)

(K) Service Class Routing

This option provides the capability of directing originating traffic from an end office to a trunk group to a customer designated premises, based on the line class of service (e.g., coin, multiparty or hotel/motel), service prefix indicator (e.g., 0-, 0+, 01+ or 011+) or Service Access Code (e.g., 900). It is provided in suitably equipped end office or access tandem switches. It is available with Feature Groups C and D.

(L) Alternate Traffic Routing

When the customer orders both Direct Trunked Transport and Tandem Switched Transport at the same end office, this option provides the capability of directing originating traffic from an end office (or appropriately equipped access tandem) to a trunk group (the "high usage" group) to a customer designated premises until that group is fully loaded, and then delivering additional originating traffic (the "overflowing" traffic) from the same end office or access tandem to a different trunk group (the "final" group) to a second customer designated premises. The customer shall specify the last trunk CCS desired for the high usage group. It is provided in suitably equipped end office or access tandem switches. It is available with Feature Groups B, C and D.

(M) Trunk Access Limitation

This option provides for the routing of originating 900 service calls to a specified number of transmission paths in a trunk group, in order to limit (choke) the completion of such traffic to the customer. Calls to the designated service which could not be completed over the subset of transmission paths in the trunk group, i.e., the choked calls, would be routed to reorder tone. It is provided in all Telephone Company electronic end offices and where available in electromechanical end offices. It is available with Feature Groups C and D.

(N) Call Gapping Arrangement

This option, provided in suitably equipped end office switches, provides for the routing of originating calls to 900 service to be switched in the end office to all transmission paths in a trunk group at a prescribed rate of flow, e.g., one call every five seconds, in order to limit (choke) the completion of such traffic to the customer. Calls to the designated service which are denied access by this feature, i.e., the choked calls, would be routed to a no-circuit announcement. It is provided in selected Feature Group D equipped end offices and is available only with Feature Group D.

NOTICE
THE INFORMATION CONTAINED IN THIS DOCUMENT IS SUBJECT TO CHANGE.
TRANSMITTAL NO. 13-01A

CenturyTel of the Gem State, Inc.
d/b/a CenturyLink
Access Service Catalog No. 3

Idaho Public Utilities Commission
Office of the Secretary
ACCEPTED FOR FILING
July 2, 2013
Boise, Idaho

Original Page 6-104

Issued: May 31, 2013

Effective: July 2, 2013

ACCESS SERVICE

- 6. Switched Access Service (Cont'd)
- 6.10 Chargeable and Nonchargeable Optional Features (Cont'd)
- 6.10.1 Common Switching Nonchargeable Optional Features (Cont'd)
 - (O) Band Advance Arrangement for Use with Special Access Service Utilized in the Provision of WATS or WATS-Type Services

This option, which is provided in association with two or more Special Access Service groups, provides for the automatic overflow of terminating calls to a second Special Access Service group, when the first group has exceeded its call capacity. This option is available with Feature Groups A, B, C and D.
 - (P) End Office End User Line Service Screening for Use with Special Access Service Utilized in the Provision of WATS or WATS-Type Services

This option provides the ability to verify that an end user has dialed a called party address (by screening the called NPA and/or NXX on the basis of geographical bands selected by the Telephone Company) which is in accordance with that end user's service agreement with the customer, e.g., WATS. This option is provided in all Telephone Company electronic end offices and, where available, in electromechanical end offices which are designated as WATS Serving Offices. It is available with Feature Groups C and D.

NOTICE
THE INFORMATION CONTAINED IN THIS DOCUMENT IS SUBJECT TO CHANGE.
TRANSMITTAL NO. 13-01A

CenturyTel of the Gem State, Inc.
d/b/a CenturyLink
Access Service Catalog No. 3

Issued: May 31, 2013

Effective: July 2, 2013

ACCESS SERVICE

6. Switched Access Service (Cont'd)
- 6.10 Chargeable and Nonchargeable Optional Features (Cont'd)
- 6.10.1 Common Switching Nonchargeable Optional Features (Cont'd)
- (Q) Hunt Group Arrangement for Use with Special Access Service Utilized in the Provision of WATS or WATS-Type Services
This option provides the ability to sequentially access one of two or more Special Access Services utilized in the provision of WATS services (e.g., 800 Series Service Special Access services) in the terminating direction, when the hunting number of the Special Access Service group is forwarded from the customer to the Telephone Company. This feature is provided in all Telephone Company designated WATS Serving Offices. It is available with Feature Groups A, B, C and D.
- (R) Uniform Call Distribution Arrangement for Use with Special Access Service Utilized in the Provision of WATS or WATS-Type Services
This option provides a type of multiline hunting arrangement which provides for an even distribution of terminating calls among the available Special Access Services utilized in the provision of WATS or WATS-type Services in the hunt group. Where available, this feature is only provided in Telephone Company designated WATS Serving Offices. It is available with Feature Groups A, B, C and D.
- (S) Nonhunting Number Associated with Hunt Group Arrangement or Uniform Call Distribution Arrangement for Use with Special Access Service Utilized in the Provision of WATS or WATS-Type Services
This option provides an arrangement, for an individual Special Access Service utilized in the provision of WATS or WATS-type Services within a multiline hunt or uniform call distribution group, that provides access to that Special Access Service within the hunt or uniform call distribution group when it is idle or provides busy tone when it is busy, when the nonhunting number is dialed, without hunting to the next idle number. Where available, this feature is only provided in Telephone Company designated WATS Serving Offices. It is available with Feature Groups A, B, C and D.
- (T) Digital Switched 56 Service
This option provides for a connection between a customer's premise and a suitably equipped end user's premise which uses end office switching and facilities capable of transmitting digital data up to 56 Kilobits per second. Digital Switched 56 Service is only available in appropriately provisioned Feature Group C and Feature Group D offices as set forth in NATIONAL EXCHANGE CARRIER ASSOCIATION, INC. TARIFF F.C.C. NO. 4.

CenturyTel of the Gem State, Inc.
d/b/a CenturyLink
Access Service Catalog No. 3

Idaho Public Utilities Commission
Office of the Secretary
ACCEPTED FOR FILING
July 2, 2013
Boise, Idaho

Original Page 6-106

Issued: May 31, 2013

Effective: July 2, 2013

ACCESS SERVICE

6. Switched Access Service (Cont'd)
6.10 Chargeable and Nonchargeable Optional Features (Cont'd)
6.10.1 Common Switching Nonchargeable Optional Features (Cont'd)

(U) Multifrequency Address Signaling

Multifrequency Address Signaling is available as an optional feature with FGC and FGD. This feature provides for the transmission of number information and control signals (e.g., number address signals, automatic number identification) between the end office switch and the customer's premises (in either direction). Multifrequency signaling arrangements make use of pairs of frequencies out of a group of six frequencies. Specific information transmitted is dependent upon feature group and call type (i.e., POTS, coin or operator). This feature is not available in combination with SS7 signaling.

(V) Signaling System 7 (SS7) Signaling

This feature provides common channel out of band transmission of address and supervisory SS7 protocol signaling information between the end office switch or the tandem office switching system and the customer's designated premises. The signaling information is transmitted over facilities provided with the Common Channel Signaling/Signaling System 7 Network Connection Service (CCSNC) as specified in 6.1.3(A)(8) preceding. This feature is available with FGC and FGD and will be provided in accordance with the SS7 Interconnect specifications described in Technical Reference TR-TSV-000905.

(W) Calling Party Number (CPN)

This feature provides for the automatic transmission of the ten digit telephone number, associated with a calling station, to the customer's premises for calls originating in the LATA. The ten digit telephone number consists of the NPA plus the seven digit telephone number, which may or may not be the same number as the calling station's charge number. The ten digit telephone number will be coded as presented, or restricted via a "privacy indicator" for delivery to the called end user. This feature is automatically provided with originating FGC and FGD with SS7 signaling. CPN is available where technically feasible.

NOTICE
THE INFORMATION CONTAINED IN THIS DOCUMENT IS SUBJECT TO CHANGE.
TRANSMITTAL NO. 13-01A

CenturyTel of the Gem State, Inc.
d/b/a CenturyLink
Access Service Catalog No. 3

Idaho Public Utilities Commission
Office of the Secretary
ACCEPTED FOR FILING
July 2, 2013
Boise, Idaho
Original Page 6-107

Issued: May 31, 2013

Effective: July 2, 2013

ACCESS SERVICE

- 6. Switched Access Service (Cont'd)
- 6.10 Chargeable and Nonchargeable Optional Features (Cont'd)
- 6.10.1 Common Switching Nonchargeable Optional Features (Cont'd)
- (W) Calling Party Number (CPN) (Cont'd)

- (1) Restrictions on Use and Sale of CPN

- (a) Intrastate access customers of this catalog may use CPN in the following manner:
 - (i) For billing and collection information, for routing, screening, and completing the originating subscriber's call or transaction, or for services directly related to the originating telephone subscriber's call or transaction.

The customer may use CPN to offer a product or service that is directly related to the products or services previously acquired from the customer by the originating subscriber.

- (b) Intrastate access customers of this catalog may not use CPN in the following manner:
 - (i) Reusing or selling the telephone number or billing information without first notifying the originating telephone subscriber and obtaining the affirmative consent of such subscriber for such reuse or sale.
 - (ii) Disclosing (except as permitted in (a), preceding) any information derived from the CPN for any purpose other than 1) performing the services or transactions that are the subject of the originating subscriber's call, 2) ensuring network performance security and the effectiveness of call delivery, 3) compiling, using, and disclosing aggregate information, and 4) complying with applicable law or legal process.

NOTICE
THE INFORMATION CONTAINED IN THIS DOCUMENT IS SUBJECT TO CHANGE.
TRANSMITTAL NO. 13-01A

CenturyTel of the Gem State, Inc.
d/b/a CenturyLink
Access Service Catalog No. 3

Idaho Public Utilities Commission
Office of the Secretary
ACCEPTED FOR FILING
July 2, 2013
Boise, Idaho
Original Page 6-108

Issued: May 31, 2013

Effective: July 2, 2013

ACCESS SERVICE

6. Switched Access Service (Cont'd)
6.10 Chargeable and Nonchargeable Optional Features (Cont'd)
6.10.1 Common Switching Nonchargeable Optional Features (Cont'd)

(X) Carrier Selection Parameter (CSP)

This feature provides for the automatic transmission of a signaling indicator which signifies to the customer whether or not the call being processed originated from a presubscribed line. If the line was presubscribed, the indicator will signify if the end user did or did not dial 10XXX or 101XXXX. This feature is provided with originating FGD with SS7 signaling.

(Y) Charge Number Parameter (CNP)

(1) The CNP is equivalent to the existing ten digit Automatic Number Identification (ANI) available with FGC where technically feasible and FGD with MF signaling. The CNP provides for the automatic transmission of the ten digit billing number of the calling station and the originating line information. This feature is provided with originating FGC and FGD with SS7 signaling.

(2) Restrictions on Use and Sale of CNP

(a) Intrastate access customers of this catalog may use CNP in the following manner:

- (i) For billing and collection information, for routing, screening and completing the originating subscriber's call or transaction, or for services directly related to the originating telephone subscriber's call or transaction.

The customer may use CNP to offer a product or service that is directly related to the products or services previously acquired from the customer by the originating subscriber.

NOTICE
THE INFORMATION CONTAINED IN THIS DOCUMENT IS SUBJECT TO CHANGE.
TRANSMITTAL NO. 13-01A

CenturyTel of the Gem State, Inc.
d/b/a CenturyLink
Access Service Catalog No. 3

Idaho Public Utilities Commission
Office of the Secretary
ACCEPTED FOR FILING
July 2, 2013
Boise, Idaho

Original Page 6-109

Issued: May 31, 2013

Effective: July 2, 2013

ACCESS SERVICE

- 6. Switched Access Service (Cont'd)
- 6.10 Chargeable and Nonchargeable Optional Features (Cont'd)
- 6.10.1 Common Switching Nonchargeable Optional Features (Cont'd)
 - (Y) Charge Number Parameter (CNP) (Cont'd)
 - (2) Restrictions on Use and Sale of CNP (Cont'd)
 - (b) Intrastate access customers of this catalog may not use CNP in the following manner:
 - (i) Reusing or selling the telephone number or billing information without first notifying the originating telephone subscriber and obtaining the affirmative consent of such subscriber for such reuse or sale.
 - (ii) Disclosing, except as permitted in (a), preceding, any information derived from the CNP for any purpose other than 1) performing the services or transactions that are the subject of the originating subscriber's call, 2) ensuring network performance security and the effectiveness of call delivery, 3) compiling, using, and disclosing aggregate information, and 4) complying with applicable law or legal process.

NOTICE
THE INFORMATION CONTAINED IN THIS DOCUMENT IS SUBJECT TO CHANGE.
TRANSMITTAL NO. 13-01A

CenturyTel of the Gem State, Inc.
d/b/a CenturyLink
Access Service Catalog No. 3

Idaho Public Utilities Commission
Office of the Secretary
ACCEPTED FOR FILING
July 2, 2013
Boise, Idaho

Original Page 6-110

Issued: May 31, 2013

Effective: July 2, 2013

ACCESS SERVICE

- 6. Switched Access Service (Cont'd)
- 6.10 Chargeable and Nonchargeable Optional Features (Cont'd)
- 6.10.2 Transport Termination Nonchargeable Optional Features

- (A) Rotary Dial Station Signaling

This option provides for the transmission of called party address signaling from rotary dial stations to the customer designated premises for originating calls. This option is provided in the form of a specific type of Transport Termination. It is available with Feature Group B, only on a directly trunked basis.

- (B) Operator Trunk - Coin, Non-Coin, or Combined Coin and Non-Coin

This option may be ordered to provide coin, non-coin, or combined coin and non-coin operation. It is available only with Feature Group C and is provided in electronic end offices and other Telephone Company end offices where equipment is available. It is provided as a trunk type of Transport Termination.

Coin, Non-Coin:

This arrangement provides for initial coin return control, except in the case of non-coin, and routing of 0+, 0-, 1+, 01+ or 011+ prefixed originating coin and non-coin calls requiring operator assistance to the customer designated premises. Because operator assisted coin calling traffic is routed over a trunk group dedicated to operator assisted calls, this arrangement is only provided in association with the Service Class Routing option.

This arrangement is normally ordered by the customer in conjunction with the ANI optional feature, since the preponderance of trunk groups equipped with this arrangement will be terminated in the customer's automated operator services systems, rather than in the customer's manual cord boards.

NOTICE
THE INFORMATION CONTAINED IN THIS DOCUMENT IS SUBJECT TO CHANGE.
TRANSMITTAL NO. 13-01A

CenturyTel of the Gem State, Inc.
d/b/a CenturyLink
Access Service Catalog No. 3

Idaho Public Utilities Commission
Office of the Secretary
ACCEPTED FOR FILING
July 2, 2013
Boise, Idaho

Original Page 6-111

Issued: May 31, 2013

Effective: July 2, 2013

ACCESS SERVICE

- 6. Switched Access Service (Cont'd)
- 6.10 Chargeable and Nonchargeable Optional Features (Cont'd)
- 6.10.2 Transport Termination Nonchargeable Optional Features

- (B) Operator Trunk - Coin, Non-Coin, or Combined Coin and Non-Coin (Cont'd)

Combined Coin and Non-Coin:

When so equipped, the ANI optional feature provides for the forwarding of information digits which identify that the call has originated from a hotel or motel, and whether room number identification is required, or that special screening is required, e.g., for coinless pay telephones, dormitory or inmate stations, or other screening arrangements agreed to between the customer and the Telephone Company.

- (C) Operator Trunk - Full Feature

This option provides the initial coin return control function to the customer's operator. It is available with Feature Group D and is provided as a trunk type for Transport Termination. This feature is not available with SS7 signaling.

NOTICE
THE INFORMATION CONTAINED IN THIS DOCUMENT IS SUBJECT TO CHANGE.
TRANSMITTAL NO. 13-01A

CenturyTel of the Gem State, Inc.
d/b/a CenturyLink
Access Service Catalog No. 3

Idaho Public Utilities Commission
Office of the Secretary
ACCEPTED FOR FILING
July 2, 2013
Boise, Idaho
Original Page 6-112

Issued: May 31, 2013

Effective: July 2, 2013

ACCESS SERVICE

- 6. Switched Access Service (Cont'd)
- 6.10 Chargeable and Nonchargeable Optional Features (Cont'd)
- 6.10.3 Chargeable Optional Features

- (A) Interim NXX Translation

This service is an originating offering utilizing trunk side Switched Access Service and provides a customer identification function based on the dialed SAC and NXX code.

For example, when a 1+900+NXX-XXXX call is originated by an end user, the Telephone Company will perform the customer identification function based on the dialed digits to determine the customer location to which the call is to be routed. If the call originates from an end office switch not equipped to provide the customer identification function, the call will be routed to an office at which the function is available. Once customer identification has been established, the call will be routed to that customer. Calls originating from an end office switch at which the customer identification function is performed, but to which the customer has not ordered Interim NXX Translation, will be blocked.

Calls to a 900 number dialed via 1+ from coin telephones, 0-, 10XXX or 101XXXX, Inmate Service, and Hotel/Motel Service will be blocked. Calls to a 900 number dialed via 0+ will normally be blocked. Orders received from customers to unblock 0+ calls to a 900 number will be accommodated where suitably equipped facilities exist.

The manner in which Interim NXX Translation is provided is dependent on the status of the end office from which the service is provided (i.e., equipped with equal access capabilities or not equipped with equal access capabilities). When Interim NXX Translation is provided from an end office not equipped with equal access capabilities, it will be provided in conjunction with FGC Switched Access Service.

The charge for Interim NXX Translation is as set forth in Section 17 following.

NOTICE
THE INFORMATION CONTAINED IN THIS DOCUMENT IS SUBJECT TO CHANGE.
TRANSMITTAL NO. 13-01A

CenturyTel of the Gem State, Inc.
d/b/a CenturyLink
Access Service Catalog No. 3

Idaho Public Utilities Commission
Office of the Secretary
ACCEPTED FOR FILING
July 2, 2013
Boise, Idaho

Original Page 6-113

Issued: May 31, 2013

Effective: July 2, 2013

ACCESS SERVICE

- 6. Switched Access Service (Cont'd)
- 6.10 Chargeable and Nonchargeable Optional Features (Cont'd)
- 6.10.3 Chargeable Optional Features (Cont'd)

- (B) Common Channel Signaling/Signaling System 7 Network Connection Service (CCSNC)
Common Channel Signaling/Signaling System 7 (CCS/SS7) Network Connection Service (CCSNC), which is available with Feature Group C and D, where technically feasible as designated in NATIONAL EXCHANGE CARRIER ASSOCIATION, INC. TARIFF FCC NO. 4, WIRE CENTER INFORMATION, provides a signaling path between a customer's designated Signaling Point of Interface (SPOI) and a Signaling Transfer Point (STP). This service provides customers with the use of a two-way signaling path for accessing information necessary for the completion of their end user's calls.

CCS/SS7 Network Connection Service is comprised of two parts; a Signaling Network Access Link (SNAL, consisting of Signaling Mileage Facility, Signaling Mileage Termination and Signaling Entrance Facility) and a Signaling Transfer Point (STP) Port. The SNAL is provided as a dedicated 56 Kbps out-of-band signaling connection between the customer's SPOI and the STP Port on the STP.

The CCS/SS7 Network Connection Service is provisioned by a mated pair of STPs as described in Technical Reference TR-TSV 000905 in order to ensure network availability and reliability. The Telephone Company shall not be held liable for service outages if the customer employs technology related to the interconnection of signaling networks that do not adhere to generally accepted industry technical standards.

When CCS/SS7 Network Connection service is provisioned for use with SS7 Signaling, interconnection between signaling networks must occur at an STP.

Rates and charges for the CCS/SS7 Network Connection STP Ports and Signaling Network Access Links are contained in 17.2.2 following.

NOTICE
THE INFORMATION CONTAINED IN THIS DOCUMENT IS SUBJECT TO CHANGE.
TRANSMITTAL NO. 13-01A

CenturyTel of the Gem State, Inc.
d/b/a CenturyLink
Access Service Catalog No. 3

Idaho Public Utilities Commission
Office of the Secretary
ACCEPTED FOR FILING
July 2, 2013
Boise, Idaho

Original Page 6-114

Issued: May 31, 2013

Effective: July 2, 2013

ACCESS SERVICE

6. Switched Access Service (Cont'd)
6.10 Chargeable and Nonchargeable Optional Features (Cont'd)
6.10.3 Chargeable Optional Features (Cont'd)

(C) 800 Data Base Access Service

800 Data Base Access Service is provided with FGC or FGD Switched Access Service. When a 1+800series+NXX-XXXX call is originated by an end user, the Telephone Company will utilize the Signaling System 7 (SS7) network to query an 800 data base to perform the identification function. The call will then be routed to the identified customer over FGC or FGD switched access. The 800 series includes the following service area codes: 800, 888, 877, 866, 855, 844, 833 and 822.

The manner in which 800 data base access service is provided is dependent on the availability of SS7 service at the end office from which the service is provided as outlined following:

- When 800 data base access service originates at an end office equipped with Service Switching Point (SSP) capability for querying centralized data bases or at a non-SSP equipped end office that can accommodate direct trunking of originating 800 series calls, all such service will be provisioned from that end office.
- When 800 data base access service originates at an end office not equipped with SSP customer identification capability, the 800 series call will be delivered to the access tandem on which the end office is homed for 800 series service and which is equipped with the SSP feature to query centralized data bases.
- When 800 data base access service originates at an end office equipped with SSP capability that is not capable of accommodating direct trunking of originating 888 calls, the 888 call will be delivered to the access tandem on which the end office is homed and which is equipped with the SSP feature to query centralized data bases.

Query charges as set forth in Section 17 following are in addition to those charges applicable for the Feature Group C or Feature Group D switched access service.

NOTICE
THE INFORMATION CONTAINED IN THIS DOCUMENT IS SUBJECT TO CHANGE.
TRANSMITTAL NO. 13-01A

CenturyTel of the Gem State, Inc.
d/b/a CenturyLink
Access Service Catalog No. 3

Issued: May 31, 2013

Effective: July 2, 2013

ACCESS SERVICE

6. Switched Access Service (Cont'd)

6.11 Applications

(N)

6.11.1 Dedicated Trunk Port

A Dedicated Trunk Port is applicable to the purchase of dedicated trunks terminated by that port. The Dedicated Trunk Port provides for the termination of a dedicated trunk at the end office or access tandem. The Dedicated Trunk Port is a flat rated charge assessed on a per channel basis. The rate is determined based on whether the trunk is voice grade or DS1.

A Dedicated Trunk Port charge shall be assessed on a per voice grade or DS1 channel terminating at an end office or access tandem.

6.11.2 Shared Trunk Port

The Shared Trunk Port provides for the termination of a Tandem-Switched Trunk at an end office. The Shared Trunk Port is usage rated and shall be assessed to all access minutes which utilize Tandem-Switched Transport. This includes minutes of use associated with FGA service when traffic is terminated in an end office that is not the dial tone office and on minutes of use provided at a remote office.

The Shared Trunk Port charge does not apply to switched access minutes of use that originate or terminate at MTSOs directly interconnected to a Telephone Company access tandem.

When the Tandem-Switched Transport is provided by more than one telephone company, the Shared Trunk port charge shall be billed by the Telephone Company in whose territory the end office is located.

(N)

CenturyTel of the Gem State, Inc.
d/b/a CenturyLink
Access Service Catalog No. 3

Issued: May 31, 2013

Effective: July 2, 2013

ACCESS SERVICE

6. Switched Access Service (Cont'd)

6.11 Applications (Cont'd)

6.11.3 Multiplexing

Multiplexing provides for arrangements to convert a single higher capacity or bandwidth circuit for bulk transport to several lower capacity or bandwidth circuits. Monthly rates and nonrecurring charges for multiplexing apply as follows:

- 1) the DS3/DS1 Multiplexing Charge applies to all DS3 to DS1 multiplexing arrangements;
- 2) the DS1/Voice Multiplexing Charge applies to all DS1 Entrance Facility and Direct-Trunked Transport circuits that terminate in an analog office and where the multiplexer performs DS1/Voice multiplexing functions;
- 3) a Multiplexing Charge will always apply when FGA is provisioned on a Switched DS1 and on High Capacity shared use switched and special access facilities.

Listed below are the multiplexing arrangements offered with switched access.

- DS1 to Voice

An arrangement that multiplexes twenty-four voice grade circuits to a single DS1 digital circuit at a rate of 1.544 Mbps, or multiplexes a single DS1 digital circuit at a rate of 1.544 Mbps to twenty-four voice grade circuits.

- DS3 to DS1

An arrangement that multiplexes twenty-eight DS1 digital circuits to a single DS3 digital circuit at rate of 44.736 Mbps, or multiplexes a single DS3 digital circuit at a rate of 44.736 Mbps to twenty-eight DS1 digital circuits.

(N)

(N)

CenturyTel of the Gem State, Inc.
d/b/a CenturyLink
Access Service Catalog No. 3

Idaho Public Utilities Commission
Office of the Secretary
ACCEPTED FOR FILING
July 2, 2013
Boise, Idaho

Original Page 7-1

Issued: May 31, 2013

Effective: July 2, 2013

ACCESS SERVICE

7. Special Access Service

7.1 General

Special Access Service provides a transmission path to connect customer designated premises, directly, or through a Telephone Company hub or hubs where bridging or multiplexing functions are performed, or to connect a customer designated premises and a WATS Serving Office, or to connect a customer designated premises to a Public Packet Data Network Service. Special Access Service includes all exchange access not utilizing Telephone Company end office switches.

The connections provided by Special Access Service can be either analog or digital. Analog connections are differentiated by spectrum and bandwidth. Digital connections are differentiated by bit rate.

7.1.1 Channel Types

There are six types of channels used to provide Special Access Services. Each type has its own characteristics. All are subdivided by one or more of the following:

- Transmission specifications,
- Bandwidth,
- Speed (i.e., bit rate),
- Spectrum

Customers can order a basic channel and select from a list of those available transmission parameters and channel interfaces that they desire in order to meet specific communications requirements.

For purposes of ordering channels, each has been identified as a type of Special Access Service. However, such identification is not intended to limit a customer's use of the channel nor to imply that the channel is limited to a particular use. For example, if a customer's equipment is capable of transmitting voice over a channel that is identified as a Metallic Service in this catalog, there is no restriction against doing so.

NOTICE
THE INFORMATION CONTAINED IN THIS DOCUMENT IS SUBJECT TO CHANGE.
TRANSMITTAL NO. 13-01A

CenturyTel of the Gem State, Inc.
d/b/a CenturyLink
Access Service Catalog No. 3

1st Revised Page 7-2
Cancels Original Page 7-2
Effective: May 1, 2021

Issued: April 20, 2021

ACCESS SERVICE

7. Special Access Service (Cont'd)

7.1 General (Cont'd)

7.1.1 Channel Types (Cont'd)

Following is a brief description of each type of channel:

Metallic [1] - a channel for the transmission of low speed varying signals at rates up to 30 baud. (C)

Telegraph Grade [1] - a channel for the transmission of binary signals at rates of 0 to 75 baud or 0 to 150 baud. (C)

Voice Grade [1] - a channel for the transmission of analog signals within an approximate bandwidth of 300 to 3000 Hz. (C)

Digital Data [1] - a channel for the digital transmission of synchronous serial data at rates of 2.4, 4.8, 9.6, 19.2, 56.0 or 64.0 Kbps. (C)

High Capacity - a channel for the transmission of isochronous serial digital data at rates of 1.544, or 44.736 Mbps.

[1] **Effective May 1, 2021 Metallic, Telegraph Grade, Voice Grade, and Digital Data Services are grandfathered. Availability to current customers is limited to circuits in service at existing locations.** (N)
(N)

ID2021-04

NOTICE
THE INFORMATION CONTAINED IN THIS DOCUMENT IS SUBJECT TO CHANGE.
TRANSMITTAL NO. 21-03

Idaho Public Utilities Commission
Office of the Secretary
ACCEPTED FOR FILING
May 1, 2021
Boise, Idaho

CenturyTel of the Gem State, Inc.
d/b/a CenturyLink
Access Service Catalog No. 3

Idaho Public Utilities Commission
Office of the Secretary
ACCEPTED FOR FILING
July 2, 2013
Boise, Idaho

Original Page 7-3

Issued: May 31, 2013

Effective: July 2, 2013

ACCESS SERVICE

7. Special Access Service (Cont'd)

7.1 General (Cont'd)

7.1.1 Channel Types (Cont'd)

Detailed descriptions of each of the channel types are provided in 7.4 through 7.10 following.

The customer also has the option of ordering Voice Grade and High Capacity facilities (i.e., 1.544 Mbps, and 44.736 Mbps) to Telephone Company hubs for multiplexing to individual channels of a lower capacity or bandwidth. Descriptions of the types of multiplexing available at the hubs, as well as the number of individual channels which may be derived from each type of facility, are set forth in 7.6 and 7.10 following. Additionally, the customer may specify optional features for the individual channels derived from the facility to further tailor the channel to meet specific communications requirements. Descriptions of the optional features and functions available are set forth in 7.2.1 following.

For example, a customer may order a 44.736 Mbps High Capacity channel from a customer designated premises to a Telephone Company hub for multiplexing to two 1.544 Mbps channels. The 1.544 Mbps channels may be further multiplexed at the same or a different hub to Voice Grade channels or may be extended to other customer designated premises or hubs. Optional features may be added to either the 1.544 Mbps or the Voice Grade channels.

NOTICE
THE INFORMATION CONTAINED IN THIS DOCUMENT IS SUBJECT TO CHANGE.
TRANSMITTAL NO. 13-01A

CenturyTel of the Gem State, Inc.
d/b/a CenturyLink
Access Service Catalog No. 3

1st Revised Page 7-4
Cancels Original Page 7-4
Effective: May 1, 2021

Issued: April 20, 2021

ACCESS SERVICE

7. Special Access Service (Cont'd)

7.1 General (Cont'd)

7.1.2 Service Descriptions

For the purposes of ordering, there are six categories of Special Access Service. These are:

Service Designator Codes

Metallic [1]	MT
Telegraph Grade [1]	TG
Voice [1]	VG
Digital Data [1]	DA
High Capacity	HC

(C)
|
(C)

Each service consists of a basic channel to which a technical specifications package (customized or predefined), channel interface(s) and, when desired, optional features and functions are added to construct the service desired by the customer. Technical specifications packages are described in Section 15. following, optional features and functions are described in this section. Channel interfaces are described in 15.2 following.

Customized technical specifications packages will be provided where technically feasible. If the Telephone Company determines that the requested parameter specifications are not compatible, the customer will be advised and given the opportunity to change the order.

When a customized channel is ordered the customer will be notified whether Additional Engineering Charges apply. In such cases, the customer will be advised and given the opportunity to change the order.

The channel descriptions provided in 7.4 through 7.10 following, specify the characteristics of the basic channel and indicate whether the channel is provided between customer designated premises, between a customer designated premises and a Telephone Company hub where bridging or multiplexing functions are performed, between hubs, or between a customer designated premises and a WATS Serving Office.

[1] **Effective May 1, 2021 Metallic, Telegraph Grade, Voice, and Digital Data Services are grandfathered. Availability to current customers is limited to circuits in service at existing locations.**

(N)
(N)

ID2021-04

NOTICE
THE INFORMATION CONTAINED IN THIS DOCUMENT IS SUBJECT TO CHANGE.
TRANSMITTAL NO. 21-03

Idaho Public Utilities Commission
Office of the Secretary
ACCEPTED FOR FILING
May 1, 2021
Boise, Idaho

CenturyTel of the Gem State, Inc.
d/b/a CenturyLink
Access Service Catalog No. 3

Idaho Public Utilities Commission
Office of the Secretary
ACCEPTED FOR FILING
July 2, 2013
Boise, Idaho

Original Page 7-5

Issued: May 31, 2013

Effective: July 2, 2013

ACCESS SERVICE

7. Special Access Service (Cont'd)

7.1 General (Cont'd)

7.1.2 Service Descriptions (Cont'd)

- (A) Information pertaining to the technical specifications packages indicates the transmission parameters that are available with each package. This information is displayed in matrices set forth in 15.2 following.
- (B) Channel interfaces at each Point of Termination on a two-point service may be symmetrical or asymmetrical. On a multipoint service they may also be symmetrical or asymmetrical, but communications can only be provided between compatible channel interfaces. Only certain channel interfaces are compatible. These are set forth in 15.2 following, in a combination format.
- (C) Only certain channel interface combinations are available with the predefined technical specifications packages. These are delineated in the Technical References set forth in (F) following. When a customized channel is requested, all channel interface combinations available with the specified type of service are available with the customized channel.
- (D) The optional features and functions available with each type of Special Access Service are described in this section. The optional features and functions information also indicates with which technical specifications packages they are available. Such information is displayed in matrices set forth in 15.2 following with the optional feature or function listed down the left side and the technical specifications package listed across the top.

NOTICE
THE INFORMATION CONTAINED IN THIS DOCUMENT IS SUBJECT TO CHANGE.
TRANSMITTAL NO. 13-01A

CenturyTel of the Gem State, Inc.
d/b/a CenturyLink
Access Service Catalog No. 3

1st Revised Page 7-6
Cancels Original Page 7-6
Effective: May 1, 2021

Issued: April 20, 2021

ACCESS SERVICE

7. Special Access Service (Cont'd)

7.1 General (Cont'd)

7.1.2 Service Descriptions (Cont'd)

(E) The Telephone Company will maintain services installed prior to April 1, 1985, at their existing transmission specifications, provided such performance specifications do not exceed the standards listed in this provision. Those services exceeding the standards listed will be maintained at the performance levels specified in this catalog.

(F) All services installed after April 1, 1985 will conform to the transmission specifications standards contained in this catalog or in the following Technical References for each category of service:

Metallic [1]	TR-NPL-000336	(C)
Telegraph Grade [1]	TR-NPL-000336	
Voice Grade [1]	TR-TSY-000335; PUB 41004, Table 4	(C)
Digital Data [1]	TR-NWT-000341	
For 2.4,4.8,9.6&56.0 Kbps	BellCore Pub 62310,(MDP-326-726)	
For 19.2 Kbps	INC Bulletin CB-INC-100	
For 64.0 Kbps	AT&T PUB 62310	
High Capacity	TR-INS-000342; TR-NPL-000054; PUB 62411	

7.1.3 Service Configurations

There are two types of service configurations over which Special Access Services are provided: two-point service and multipoint service.

(A) Two-Point Service

A two-point service connects two customer designated premises, either on a directly connected basis or through a hub where multiplexing functions are performed, or a customer designated premises and a wire center equipped for Frame Relay Access Service, or a customer designated premises and a WATS Serving Office (WSO).

[1] **Effective May 1, 2021 Metallic, Telegraph Grade, Voice Grade and Digital Data Services are grandfathered. Availability to current customers is limited to circuits in service at existing locations.**

ID2021-04

NOTICE
THE INFORMATION CONTAINED IN THIS DOCUMENT IS SUBJECT TO CHANGE.
TRANSMITTAL NO. 21-03

Idaho Public Utilities Commission
Office of the Secretary
ACCEPTED FOR FILING
May 1, 2021
Boise, Idaho

Issued: May 31, 2013

Effective: July 2, 2013

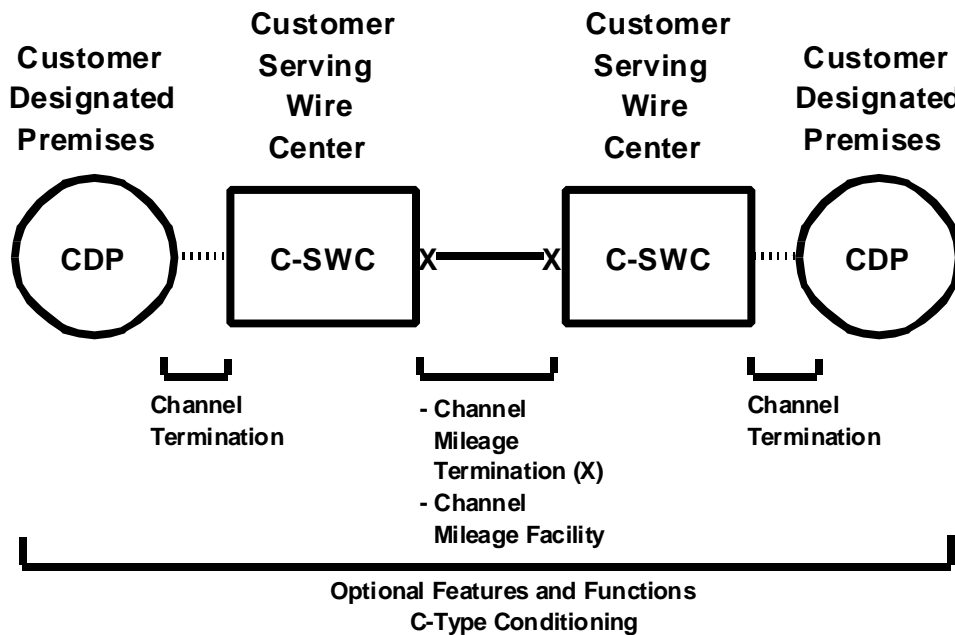
ACCESS SERVICE

- 7. Special Access Service (Cont'd)
- 7.1 General (Cont'd)
- 7.1.3 Service Configurations (Cont'd)

- (A) Two-Point Service (Cont'd)
- Applicable rate elements are:

- Channel Terminations
- Channel Mileage (as applicable)
- Optional Features and Functions (when applicable)

A Special Access Surcharge, as set forth in 7.3 following, may be applicable.



The following diagram depicts a two-point Voice Grade service connecting two Customer Designated Premises (CDP). The service is provided with C-Type conditioning.

- Applicable rate elements are:
- Channel Terminations (applicable one (1) per CDP and Mileage Charge, if applicable)
 - Channel Mileage
 - 2 Channel Mileage Terminations plus • 1 section, Channel Mileage Facility per mile
 - C-Type Conditioning Optional Feature

NOTICE
THE INFORMATION CONTAINED IN THIS DOCUMENT IS SUBJECT TO CHANGE.
TRANSMITTAL NO. 13-01A

CenturyTel of the Gem State, Inc.
d/b/a CenturyLink
Access Service Catalog No. 3

Idaho Public Utilities Commission
Office of the Secretary
ACCEPTED FOR FILING
July 2, 2013
Boise, Idaho

Original Page 7-8

Issued: May 31, 2013

Effective: July 2, 2013

ACCESS SERVICE

7. Special Access Service (Cont'd)

7.1 General (Cont'd)

7.1.3 Service Configurations (Cont'd)

(A) Two-Point Service (Cont'd)

The following diagram depicts a two-point Voice Grade service connecting a customer designated premises to a WATS serving office.

Applicable rate elements for Special Access are:

- Channel Termination (and Mileage charge, if applicable)
- Channel Mileage
- 2 Channel Mileage Terminations plus 1 section, Channel Mileage Facility per mile
- Special Access Surcharge*

* May not apply if exemption certification is provided.

NOTICE
THE INFORMATION CONTAINED IN THIS DOCUMENT IS SUBJECT TO CHANGE.
TRANSMITTAL NO. 13-01A

CenturyTel of the Gem State, Inc.
d/b/a CenturyLink
Access Service Catalog No. 3

Idaho Public Utilities Commission
Office of the Secretary
ACCEPTED FOR FILING
July 2, 2013
Boise, Idaho

Original Page 7-9

Issued: May 31, 2013

Effective: July 2, 2013

ACCESS SERVICE

7. Special Access Service (Cont'd)
7.1 General (Cont'd)
7.1.3 Service Configurations (Cont'd)

(B) Multipoint Service

Multipoint service connects three or more customer designated premises through one or more Telephone Company hubs. Only certain types of Special Access Service are provided as multipoint service. These are so designated in the descriptions for the appropriate channel.

The channel between hubs (i.e., bridging locations) on a multipoint service is a mid-link. There is no limitation on the number of mid-links available with a multipoint service. However, when more than three mid-links in tandem are provided the quality of the overall service may be degraded.

Multipoint service utilizing a customized technical specifications package, as set forth in 7.1.2 preceding and 15.2 following, will be provided when technically possible. If the Telephone Company determines that the requested characteristics for a multipoint service are not compatible, the customer will be advised and given the opportunity to change the order.

When ordering, the customer will specify the desired bridging hub(s). NATIONAL EXCHANGE CARRIER ASSOCIATION TARIFF F.C.C. NO. 4 identifies serving wire centers, hub locations and the type of bridging functions available.

Applicable Rate Elements are:

- Channel Terminations (one per customer designated premises)
- Channel Mileage (as applicable between the serving wire center for each customer designated premises and the hub and between hubs).
- Bridging
- Additional Optional Features and Functions (when applicable).

NOTICE
THE INFORMATION CONTAINED IN THIS DOCUMENT IS SUBJECT TO CHANGE.
TRANSMITTAL NO. 13-01A

CenturyTel of the Gem State, Inc.
d/b/a CenturyLink
Access Service Catalog No. 3

Issued: May 31, 2013

Effective: July 2, 2013

ACCESS SERVICE

7. Special Access Service (Cont'd)

7.1 General (Cont'd)

7.1.3 Service Configurations (Cont'd)

(B) Multipoint Service (Cont'd)

The Special Access Surcharge, as set forth in 7.3 following, may be applicable.

Example: Voice Grade multipoint service connecting four customer designated premises (CDP) via two customer specified bridging hubs.

APPLICABLE RATE ELEMENTS ARE:

- Channel Terminations applicable (4)
- Channel Mileage
 - 2 Channel Mileage Terminations per Channel Mileage Facility section for a total of 8,
 - plus 4 sections, Channel Mileage Facility per mile
- Bridging Optional Feature (6 applicable, i.e., each bridge port)

NOTICE
THE INFORMATION CONTAINED IN THIS DOCUMENT IS SUBJECT TO CHANGE.
TRANSMITTAL NO. 13-01A

CenturyTel of the Gem State, Inc.
d/b/a CenturyLink
Access Service Catalog No. 3

Issued: May 31, 2013

Effective: July 2, 2013

ACCESS SERVICE

7. Special Access Service (Cont'd)

7.1 General (Cont'd)

7.1.4 Alternate Use

Alternate Use occurs when a service is arranged by the Telephone Company so that the customer can select different types of transmission at different times. A customer may use a service in any privately beneficial manner. However, where technical or engineering changes are required to effectuate an alternate use, the Telephone Company will make such special arrangements available on an individual case basis.

The arrangement required to transfer the service from one operation to the other (i.e., the transfer relay and control leads) will be rated and provided on an individual case basis and filed in Section 12. following, Specialized Service or Arrangements. The customer will pay the stated catalog rates for the Access Service rate elements for the service ordered [i.e., Channel Terminations, Channel Mileage (as applicable) and Optional Features and Functions (if any)].

7.1.5 Special Facilities Routing

A customer may request that the facilities used to provide Special Access Service be specially routed. The regulations, rates and charges for Special Facilities Routing (i.e., Avoidance, Diversity and Cable-Only) are set forth in Section 11. following.

7.1.6 Design Layout Report

At the request of the customer, the Telephone Company will provide to the customer the make-up of the facilities and services provided under this catalog as Special Access Service to aid the customer in designing its overall service. This information will be provided in the form of a Design Layout Report. The Design Layout Report will be provided to the customer at no charge, and will be reissued or updated whenever these facilities are materially changed.

CenturyTel of the Gem State, Inc.
d/b/a CenturyLink
Access Service Catalog No. 3

Idaho Public Utilities Commission
Office of the Secretary
ACCEPTED FOR FILING
July 2, 2013
Boise, Idaho

Original Page 7-12

Issued: May 31, 2013

Effective: July 2, 2013

ACCESS SERVICE

7. Special Access Service (Cont'd)

7.1 General (Cont'd)

7.1.7 Acceptance Testing

At no additional charge, the Telephone Company will, at the customer's request, cooperatively test the following at the time of installation:

- (A) For Voice Grade analog services, the acceptance test will include tests for loss, 3-tone slope, DC continuity, operational signaling, C-notched noise, and C-message noise when these parameters are applicable and specified in the order of service. Additionally, for Voice Grade services, a balance (improved loss) test will be made if the customer has ordered the improved loss optional feature.
- (B) For other analog services (i.e., Metallic, and Telegraph) and for digital services (i.e., Digital Data and High Capacity), acceptance tests will include tests applicable to the service as specified by the customer in the order for service.

In addition to the above tests, Additional Cooperative Acceptance Testing for Voice Grade service to test other parameters, as described in 13.3.1(B) following, is available at the customer's request. All test results will be made available to the customer upon request.

7.1.8 Ordering Options and Conditions

Special Access Service is ordered under the Access Order provisions set forth in Section 5. preceding. Also included in that section are other charges which may be associated with ordering Special Access Service (e.g., Service Date Change Charges, Cancellation Charges, etc.).

NOTICE
THE INFORMATION CONTAINED IN THIS DOCUMENT IS SUBJECT TO CHANGE.
TRANSMITTAL NO. 13-01A

CenturyTel of the Gem State, Inc.
d/b/a CenturyLink
Access Service Catalog No. 3

Idaho Public Utilities Commission
Office of the Secretary
ACCEPTED FOR FILING
July 2, 2013
Boise, Idaho

Original Page 7-13

Issued: May 31, 2013

Effective: July 2, 2013

ACCESS SERVICE

7. Special Access Service (Cont'd)

7.2 Rate Regulations

This section contains the specific regulations governing the rates and charges that apply for Special Access.

7.2.1 Rate Categories

There are three basic rate categories which apply to Special Access Service:

- Channel Terminations (described in 7.2.1(A) following)
- Channel Mileage (described in 7.2.1(B) following)
- Optional Features and Functions (described in 7.2.1(C) following).

(A) Channel Terminations

The Channel Termination rate category recovers the costs associated with the communications path between a customer designated premises and the serving wire center of that premises. Included as part of the Channel Termination is a standard channel interface arrangement which defines the technical characteristics associated with the type of facilities to which the access service is to be connected at the Point of Termination (POT) and the type of signaling capability, if any. The signaling capability is provided as an optional feature as set forth in (C) following.

One Channel Termination charge applies per customer designated premises at which the channel is terminated. This charge will apply even if the customer designated premises and the serving wire center are collocated in a Telephone Company building. For a Special Access Digital Data Service 56.0 or 64.0 Kbps Bit Rate, there will be a charge for only one Channel Termination.

For DS1 and DS3 Service, a Channel Termination Mileage charge applies for channel terminations over three (3) miles.

NOTICE
THE INFORMATION CONTAINED IN THIS DOCUMENT IS SUBJECT TO CHANGE.
TRANSMITTAL NO. 13-01A

CenturyTel of the Gem State, Inc.
d/b/a CenturyLink
Access Service Catalog No. 3

Idaho Public Utilities Commission
Office of the Secretary
ACCEPTED FOR FILING
July 2, 2013
Boise, Idaho

Original Page 7-14

Issued: May 31, 2013

Effective: July 2, 2013

ACCESS SERVICE

- 7. Special Access Service (Cont'd)
- 7.2 Rate Regulations (Cont'd)
- 7.2.1 Rate Categories (Cont'd)

- (A) Channel Terminations (Cont'd)

For DS3 High Capacity Service, the Channel Termination rates are made up of the DS3 Capacity interface rate and the DS3 Channel Installed rate. The Capacity Interface rate is dependent upon the capacity ordered (i.e., Capacity Interface of 1, 3, 6 or 12) and is applicable at each customer designated premises. The capacity ordered is the maximum number of DS3 services that can be terminated on a given service at the customer designated premises (e.g., a capacity of 3 can terminate 1, 2, or 3 DS3 services). One DS3 Channel Installed rate applies per customer designated premises at which the channel is terminated for each DS3 channel that is ordered. These charges will apply even if the customer designated premises and the serving wire center are collocated in a Telephone Company building.

NOTICE
THE INFORMATION CONTAINED IN THIS DOCUMENT IS SUBJECT TO CHANGE.
TRANSMITTAL NO. 13-01A

CenturyTel of the Gem State, Inc.
d/b/a CenturyLink
Access Service Catalog No. 3

Idaho Public Utilities Commission
Office of the Secretary
ACCEPTED FOR FILING
July 2, 2013
Boise, Idaho
Original Page 7-15

Issued: May 31, 2013

Effective: July 2, 2013

ACCESS SERVICE

- 7. Special Access Service (Cont'd)
- 7.2 Rate Regulations (Cont'd)
- 7.2.1 Rate Categories (Cont'd)

(B) Channel Mileage

The Channel Mileage rate category recovers the costs associated with the end office equipment and the transmission facilities between the serving wire centers associated with two customer designated premises, between a serving wire center associated with a customer designated premises and a Telephone Company hub, between two Telephone Company hubs, between a serving wire center associated with a customer designated premises and a wire center equipped for Add/Drop Multiplexing (ADM) or between two ADM equipped wire centers. Channel Mileage rates are made up of the Channel Mileage Facility rate and the Channel Mileage Termination rate.

(1) Channel Mileage Facility

The Channel Mileage Facility rate recovers the per mile cost for the transmission path which extends between the Telephone Company serving wire centers and/or hub(s) or between the Telephone Company serving wire center and another wire center equipped for Frame Relay Access Service.

(2) Channel Mileage Termination

The Channel Mileage Termination rate recovers the cost for end office equipment associated with terminating the facility (i.e., basic circuit equipment and terminations at serving wire centers and hubs). The Channel Mileage Termination rate will apply at the serving wire center(s) for each customer designated premises and Telephone Company hub where the channel is terminated. If the Channel Mileage is between Telephone Company bridging hubs, the Channel Mileage Termination rate will apply per Telephone

NOTICE
THE INFORMATION CONTAINED IN THIS DOCUMENT IS SUBJECT TO CHANGE.
TRANSMITTAL NO. 13-01A

CenturyTel of the Gem State, Inc.
d/b/a CenturyLink
Access Service Catalog No. 3

Idaho Public Utilities Commission
Office of the Secretary
ACCEPTED FOR FILING
July 2, 2013
Boise, Idaho

Original Page 7-16

Issued: May 31, 2013

Effective: July 2, 2013

ACCESS SERVICE

7. Special Access Service (Cont'd)

7.2 Rate Regulations (Cont'd)

7.2.1 Rate Categories (Cont'd)

(B) Channel Mileage (Cont'd)

(2) Channel Mileage Termination (Cont'd)

Company designated hub. If the Channel Mileage is between the serving wire center for a customer designated premises and a WATS Serving Office, the Channel Mileage Termination rate will apply at both the serving wire center associated with the customer designated premises and the WATS Serving Office.

When the Channel Mileage Facility is zero (i.e., collocated serving wire centers), neither the Channel Mileage Facility rate nor the Channel Mileage Termination rate will apply.

NOTICE
THE INFORMATION CONTAINED IN THIS DOCUMENT IS SUBJECT TO CHANGE.
TRANSMITTAL NO. 13-01A

CenturyTel of the Gem State, Inc.
d/b/a CenturyLink
Access Service Catalog No. 3

Idaho Public Utilities Commission
Office of the Secretary
ACCEPTED FOR FILING
July 2, 2013
Boise, Idaho
Original Page 7-17

Issued: May 31, 2013

Effective: July 2, 2013

ACCESS SERVICE

7. Special Access Service (Cont'd)
7.2 Rate Regulations (Cont'd)
7.2.1 Rate Categories (Cont'd)

(C) Optional Features and Functions

The Optional Features and Functions rate category recovers the costs associated with optional features and functions which may be added to a Special Access Service to improve its quality or utility to meet specific communications requirements. These are not necessarily identifiable with specific equipment, but rather represent the end result in terms of performance characteristics which may be obtained. These characteristics may be obtained by using various combinations of equipment. Although the equipment necessary to perform a specified function may be installed at various locations along the path of the service, they will be charged for as a single rate element.

Examples of Optional Features and Functions that are available include, but are not limited to, the following:

- Signaling Capability
- Hubbing Functions
- Conditioning
- Transfer Arrangements

Descriptions for each of the available Optional Features and Functions are set forth in 7.4 through 7.10 following.

A hub is a Telephone Company designated serving wire center at which bridging or multiplexing functions are performed. The bridging functions performed are to connect three or more customer designated premises in a multipoint arrangement. The multiplexing functions are to channelize analog or digital facilities to individual services requiring a lower capacity or bandwidth.

NATIONAL EXCHANGE CARRIER ASSOCIATION, INC. TARIFF F.C.C. NO. 4 identifies serving wire centers, hub locations, hub level (i.e., Hub, Terminus Hub, Intermediate Hub, or Super-Intermediate Hub) and the type of bridging or multiplexing functions available. Additionally, subtending wire centers are identified for Intermediate and Super-Intermediate Hubs.

NOTICE
THE INFORMATION CONTAINED IN THIS DOCUMENT IS SUBJECT TO CHANGE.
TRANSMITTAL NO. 13-01A

CenturyTel of the Gem State, Inc.
d/b/a CenturyLink
Access Service Catalog No. 3

Issued: May 31, 2013

Effective: July 2, 2013

ACCESS SERVICE

7. Special Access Service (Cont'd)

7.2 Rate Regulations (Cont'd)

7.2.2 Types of Rates and Charges

There are two types of rates and charges. These are monthly rates and nonrecurring charges. The rates and charges are described as follows:

(A) Monthly Rates

Monthly rates are recurring rates that apply each month or fraction thereof that a Special Access Service is provided. For billing purposes, each month is considered to have 30 days.

(B) Nonrecurring Charges

Nonrecurring charges are one-time charges that apply for specific work activity (i.e., installation or change to an existing service). The types of nonrecurring charges that apply for Special Access Service are: installation of service, installation of optional features and functions, and service rearrangements. These charges are in addition to the Access Order Charge as specified in Section 17 following.

(1) Installation of Service

Nonrecurring charges apply to each service installed. The nonrecurring charges for the installation of service are set for each channel type as a nonrecurring charge for the Channel Termination.

(2) Installation of Optional Features and Functions

When optional features and functions are installed coincident with the initial installation of service, no separate nonrecurring charge is applicable. When optional features and functions are installed or changed subsequent to the installation of service, an Access Order Charge as specified in Section 17 following will apply per order.

CenturyTel of the Gem State, Inc.
d/b/a CenturyLink
Access Service Catalog No. 3

Idaho Public Utilities Commission
Office of the Secretary
ACCEPTED FOR FILING
July 2, 2013
Boise, Idaho
Original Page 7-19

Issued: May 31, 2013

Effective: July 2, 2013

ACCESS SERVICE

- 7. Special Access Service (Cont'd)
- 7.2 Rate Regulations (Cont'd)
- 7.2.2 Types of Rates and Charges (Cont'd)
- (B) Nonrecurring Charges (Cont'd)

- (3) Service Rearrangements

Service rearrangements are changes to existing (installed) services which may be administrative only in nature, as set forth following, or that involve actual physical change to the service. Changes to pending orders are set forth in 5.4 preceding.

Changes in the physical location of the point of termination or customer designated premises are moves as set forth in 7.2.3 following.

Changes in the type of Service or Channel Termination which result in a change of the minimum period requirement will be treated as a discontinuance of the service and an installation of a new service.

Changes in ownership or transfer of responsibility from one customer to another will be treated as a discontinuance of the service and an installation of a new service. In the event the change in ownership or transfer of responsibility is as set forth in 2.1.2(A) preceding where there is no change in facilities or arrangements, the change will be treated as an administrative change.

NOTICE
THE INFORMATION CONTAINED IN THIS DOCUMENT IS SUBJECT TO CHANGE.
TRANSMITTAL NO. 13-01A

CenturyTel of the Gem State, Inc.
d/b/a CenturyLink
Access Service Catalog No. 3

Idaho Public Utilities Commission
Office of the Secretary
ACCEPTED FOR FILING
July 2, 2013
Boise, Idaho

Original Page 7-20

Issued: May 31, 2013

Effective: July 2, 2013

ACCESS SERVICE

7. Special Access Service (Cont'd)

7.2 Rate Regulations (Cont'd)

7.2.2 Types of Rates and Charges (Cont'd)

(B) Nonrecurring Charges (Cont'd)

(3) Service Rearrangements (Cont'd)

Administrative changes will be made without charge(s) to the customer. Administrative changes are as follows:

- Change of customer name,
- Change of customer or customer's end user premises address when the change of address is not a result of physical relocation of equipment,
- Change in billing data (name, address, or contact name or telephone number),
- Change of agency authorization,
- Change of customer circuit identification,
- Change of billing account number,
- Change of customer test line number,
- Change of customer or customer's end user contact name or telephone number, and
- Change of jurisdiction.

All other service rearrangements will be charged as follows:

- If the change involves the addition of other customer designated premises to an existing service, the nonrecurring charge for the channel termination rate element will apply. The charge(s) will apply only for the location(s) that is being added. The charge(s) will be in addition to an Access Order Charge as set forth in Section 17 following.

NOTICE
THE INFORMATION CONTAINED IN THIS DOCUMENT IS SUBJECT TO CHANGE.
TRANSMITTAL NO. 13-01A

CenturyTel of the Gem State, Inc.
d/b/a CenturyLink
Access Service Catalog No. 3

Idaho Public Utilities Commission
Office of the Secretary
ACCEPTED FOR FILING
July 2, 2013
Boise, Idaho

Original Page 7-21

Issued: May 31, 2013

Effective: July 2, 2013

ACCESS SERVICE

7. Special Access Service (Cont'd)

7.2 Rate Regulations (Cont'd)

7.2.2 Types of Rates and Charges (Cont'd)

(C) Nonrecurring Charges (Cont'd)

(3) Service Rearrangements (Cont'd)

- If the change involves the addition of an optional feature or function (with the exception of the addition of Clear Channel Capability to an existing service), or if the change involves changing the type of signaling on a Voice Grade service, and for all other changes the Access Order Charge as set forth in Section 17 following will apply.
- When the Clear Channel Capability optional feature is installed on an existing facility, the addition will be treated as a discontinuance and start of service and all associated non-recurring charges will apply.

7.2.3 Moves

A move involves a change in the physical location of one of the following:

- The Point of Termination at the customer's premises
- The customer's premises

The charges for the move are dependent on whether the move is to a new location within the same building or to a different building.

(A) Moves Within the Same Building

When the move is to a new location within the same building, the charge for the move will be an amount equal to one half of the nonrecurring (i.e., installation) charge for the service termination affected. There will be no change in the minimum period requirements. This charge is in addition to the Access Order Charge as specified in Section 17 following.

NOTICE
THE INFORMATION CONTAINED IN THIS DOCUMENT IS SUBJECT TO CHANGE.
TRANSMITTAL NO. 13-01A

CenturyTel of the Gem State, Inc.
d/b/a CenturyLink
Access Service Catalog No. 3

Idaho Public Utilities Commission
Office of the Secretary
ACCEPTED FOR FILING
July 2, 2013
Boise, Idaho

Original Page 7-22

Issued: May 31, 2013

Effective: July 2, 2013

ACCESS SERVICE

7. Special Access Service (Cont'd)

7.2 Rate Regulations (Cont'd)

7.2.3 Moves (Cont'd)

(B) Moves To a Different Building

Moves to a different building will be treated as a discontinuance and start of service and all associated nonrecurring charges will apply. New minimum period requirements will be established for the new services. The customer will also remain responsible for satisfying all outstanding minimum period charges for the discontinued service.

7.2.4 Minimum Periods

The minimum service period for all services except DS3 High Capacity Service is one month and the full monthly rate will apply to the first month. Adjustments for the quantities of services established or discontinued in any billing period beyond the minimum period are as set forth in 2.4.1(F) preceding. The minimum service period for DS3 High Capacity Service is twelve months.

NOTICE
THE INFORMATION CONTAINED IN THIS DOCUMENT IS SUBJECT TO CHANGE.
TRANSMITTAL NO. 13-01A

CenturyTel of the Gem State, Inc.
d/b/a CenturyLink
Access Service Catalog No. 3

Idaho Public Utilities Commission
Office of the Secretary
ACCEPTED FOR FILING
July 2, 2013
Boise, Idaho
Original Page 7-23

Issued: May 31, 2013

Effective: July 2, 2013

ACCESS SERVICE

7. Special Access Service (Cont'd)

7.2 Rate Regulations (Cont'd)

7.2.5 Mileage Measurement

The mileage to be used to determine the monthly rate for the Channel Mileage Facility is calculated on the airline distance between the locations involved, i.e.,

- the serving wire centers associated with two customer designated premises,
- a serving wire center associated with a customer designated premises and a Telephone Company hub,
- two Telephone Company hubs,
- a serving wire center associated with a customer designated premises and a wire center equipped for Add/Drop Multiplexing,
- two wire centers equipped for Add/Drop Multiplexing,
- or between the serving wire center associated with a customer designated premises and a WATS Serving Office.

The serving wire center associated with a customer designated premises is the serving wire center from which this customer designated premises would normally obtain dial tone.

Mileage charges are shown with each channel type. To determine the rate to be billed, first compute the mileage using the V&H coordinates method, as set forth in the NATIONAL EXCHANGE CARRIER ASSOCIATION, INC. TARIFF F.C.C. NO. 4, then multiply the resulting number of miles times the Channel Mileage Facility per mile rate, and add the Channel Mileage Termination rate for each termination. When the calculation results in a fraction of a mile, always round up to the next whole mile before determining the mileage and applying the rates. When more than one Telephone Company is involved in the provision of service, billing will be accomplished as set forth in 2.4.7 preceding.

NOTICE
THE INFORMATION CONTAINED IN THIS DOCUMENT IS SUBJECT TO CHANGE.
TRANSMITTAL NO. 13-01A

CenturyTel of the Gem State, Inc.
d/b/a CenturyLink
Access Service Catalog No. 3

Idaho Public Utilities Commission
Office of the Secretary
ACCEPTED FOR FILING
July 2, 2013
Boise, Idaho
Original Page 7-24

Issued: May 31, 2013

Effective: July 2, 2013

ACCESS SERVICE

- 7. Special Access Service (Cont'd)
- 7.2 Rate Regulations (Cont'd)
- 7.2.5 Mileage Measurement (Cont'd)

When hubs are involved, mileage is computed and rates applied separately for each section of the Channel Mileage, i.e.,

- customer designated premises serving wire center to hub,
- hub to hub and/or
- hub to customer designated premises serving wire center.

However, when any service is routed through a hub for purposes other than customer specified bridging or multiplexing (e.g., the Telephone Company chooses to so route for test access purposes), rates will be applied only to the distance calculated between the serving wire centers associated with the customer designated premises.

See the service configuration example for multipoint service as set forth in 7.1.3(B) preceding.

7.2.6 Facility Hubs

A customer has the option of ordering Voice Grade service or High Capacity services (i.e., DS1, or DS3) to a facility hub for channelizing to individual services requiring lower capacity facilities (e.g., Telegraph, Voice, etc.).

NOTICE
THE INFORMATION CONTAINED IN THIS DOCUMENT IS SUBJECT TO CHANGE.
TRANSMITTAL NO. 13-01A

CenturyTel of the Gem State, Inc.
d/b/a CenturyLink
Access Service Catalog No. 3

Idaho Public Utilities Commission
Office of the Secretary
ACCEPTED FOR FILING
July 2, 2013
Boise, Idaho
Original Page 7-25

Issued: May 31, 2013

Effective: July 2, 2013

ACCESS SERVICE

- 7. Special Access Service (Cont'd)
- 7.2 Rate Regulations (Cont'd)
- 7.2.6 Facility Hubs (Cont'd)

Different locations may be designated as hubs for different facility capacities, e.g., multiplexing from digital to digital may occur at one location while multiplexing from digital to analog may occur at a different location. When placing an Access Order the customer will specify the desired hub.

NATIONAL EXCHANGE CARRIER ASSOCIATION, INC. TARIFF F.C.C. NO. 4 identifies serving wire centers, hub locations, hub level (i.e., Hub, Terminus Hub, Intermediate Hub, or Super-Intermediate Hub) and the type of multiplexing functions available. Additionally, subtending wire centers are identified for Intermediate and Super-Intermediate Hubs.

Some of the types of multiplexing available include the following:

- from higher to lower bit rate
- from higher to lower bandwidth
- from high capacity to voice frequency channels.

Point to point services may be provided on channels of these services to a hub. The transmission performance for the point to point service provided between customer designated premises will be that of the lower capacity or bit rate. For example, when a 1.544 Mbps channel is multiplexed to voice frequency channels, the transmission performance of the channelized services will be Voice Grade, not High Capacity.

The Telephone Company will commence billing the monthly rate for the service to the hub on the date specified by the customer on the Access Order. Individual channels utilizing these services may be installed coincident with the installation of the service to the hub or may be ordered and/or installed at a later date, at the option of the customer. The customer will be billed for a Voice Grade or a High Capacity Channel Termination, Channel Mileage (when applicable), and the multiplexer at the time the service is installed. Individual service rates (by service type) will apply for a Channel Termination and additional Channel Mileage (as required) for each channelized service. These will be billed to the customer as each individual service is installed.

NOTICE
THE INFORMATION CONTAINED IN THIS DOCUMENT IS SUBJECT TO CHANGE.
TRANSMITTAL NO. 13-01A

**CenturyTel of the Gem State, Inc.
d/b/a CenturyLink
Access Service Catalog No. 3**

**Idaho Public Utilities Commission
Office of the Secretary
ACCEPTED FOR FILING
July 2, 2013
Boise, Idaho**

Original Page 7-26

Issued: May 31, 2013

Effective: July 2, 2013

ACCESS SERVICE

- 7. Special Access Service (Cont'd)
- 7.2 Rate Regulations (Cont'd)
- 7.2.6 Facility Hubs (Cont'd)

Cascading multiplexing occurs when a High Capacity service is de-multiplexed to provide channels with a lesser capacity and one of the lesser capacity channels is further de-multiplexed. For example, a 44.736 Mbps High Capacity service is de-multiplexed to 28 DS1 channels and then one of the DS1 channels is further de-multiplexed to 24 individual Voice Grade channels.

When cascading multiplexing is performed, whether in the same or a different hub, a charge for the additional multiplexing unit also applies. When cascading multiplexing is performed at different hubbing locations, Channel Mileage charges also apply between the hubs.

**NOTICE
THE INFORMATION CONTAINED IN THIS DOCUMENT IS SUBJECT TO CHANGE.
TRANSMITTAL NO. 13-01A**

CenturyTel of the Gem State, Inc.
d/b/a CenturyLink
Access Service Catalog No. 3

Idaho Public Utilities Commission
Office of the Secretary
ACCEPTED FOR FILING
July 2, 2013
Boise, Idaho
Original Page 7-27

Issued: May 31, 2013

Effective: July 2, 2013

ACCESS SERVICE

7. Special Access Service (Cont'd)
7.2 Rate Regulations (Cont'd)

7.2.7 Mixed Use Analog and Digital High Capacity Services

Mixed use refers to a rate application applicable only when the customer orders High Capacity Special Access facilities between a customer designated premises and a Telephone Company hub where the Telephone Company performs multiplexing/de-multiplexing functions and the same customer then orders the derived channels as Special and Switched Access Services. If the customer has Switched Access Service between a customer designated premises and an end office that is multiplexed at a Telephone Company hub and subsequently orders the derived channels as Special and Switched Access Service, rates and charges will apply as if the service were ordered as mixed use.

Except as noted above, the High Capacity facility will be ordered, provided and rated as Special Access Service (i.e., Channel Termination, Channel Mileage, as appropriate, and Multiplexing Arrangement). The nonrecurring charge that applies when the mixed use facility is installed will be the nonrecurring charge associated with the appropriate Special Access High Capacity Channel Termination. Rating as Special Access will continue until such time as the customer chooses to use a portion of the available capacity for Switched Access Service. Individual service (i.e., Switched or Special Access) nonrecurring charges will not apply to the individual channels of the mixed use facility.

When Special Access Service is provided utilizing a channel of the mixed use facility to a hub, High Capacity rates and charges will apply for the facility to the hub, as set forth preceding, and individual service rates and charges will apply from the hub to the customer designated premises. The rates and charges that will apply to the portion from the hub to the customer designated premises will be dependent on the specific type of Special Access Service that is provided (e.g., Voice Grade, Telegraph, etc.). The applicable rates and charges will include a Channel Termination and Channel Mileage, if applicable. Rates and charges for optional features and functions associated with the service, if any, will apply for the appropriate channel type.

NOTICE
THE INFORMATION CONTAINED IN THIS DOCUMENT IS SUBJECT TO CHANGE.
TRANSMITTAL NO. 13-01A

CenturyTel of the Gem State, Inc.
d/b/a CenturyLink
Access Service Catalog No. 3

Idaho Public Utilities Commission
Office of the Secretary
ACCEPTED FOR FILING
July 2, 2013
Boise, Idaho
Original Page 7-28

Issued: May 31, 2013

Effective: July 2, 2013

ACCESS SERVICE

- 7. Special Access Service (Cont'd)
- 7.2 Rate Regulations (Cont'd)
- 7.2.7 Mixed Use Analog and Digital High Capacity Services (Cont'd)

As each individual channel is activated for Switched Access Service, the High Capacity Special Access Channel Termination, Channel Mileage, and Multiplexing rates will be reduced accordingly (e.g., 1/24th for a DS1 service, 1/672nd for a DS3 service, etc.).

Switched Access Service rates and charges, as set forth in Section 17 following, will apply for each channel that is used to provide a Switched Access Service. The Switched Access Service Entrance Facility charge, if applicable, will be reduced by multiplying its rate by the ratio of derived Switched Access Service channels to the total number of channels that can be derived. If the Telephone Company is providing Direct Trunked Transport, then the Direct Trunked Transport and Multiplexing Charges will be reduced by multiplying their respective rates by the ratio of derived Direct Trunked Transport channels to the total number of channels that can be derived.

The customer must place an order for each individual Switched or Special Access Service utilizing the Mixed Use Facilities and specify the channel assignment for each such service.

NOTICE
THE INFORMATION CONTAINED IN THIS DOCUMENT IS SUBJECT TO CHANGE.
TRANSMITTAL NO. 13-01A

CenturyTel of the Gem State, Inc.
d/b/a CenturyLink
Access Service Catalog No. 3

Idaho Public Utilities Commission
Office of the Secretary
ACCEPTED FOR FILING
July 2, 2013
Boise, Idaho

Original Page 7-29

Issued: May 31, 2013

Effective: July 2, 2013

ACCESS SERVICE

7. Special Access Service (Cont'd)

7.3 Surcharge for Special Access Service

7.3.1 General

Special Access Services provided under this catalog may be subject to the monthly Special Access Surcharge.

7.3.2 Application

- (A) The Special Access Surcharge will apply to each intrastate Special Access Service that terminates on an end user's PBX or other device, where through a function of the device, the Special Access Service interconnects to the local exchange network. Interconnection functions include, but are not limited to, wiring and software functions, bridging, switching or patching of calls or stations. The Surcharge will apply irrespective of whether the interconnection function is performed in equipment located at the customer's premises or in a Centrex CO-type switch.
- (B) Special Access Service will be exempted from the Surcharge by the Telephone Company upon receipt of the customer's written certification for the following Special Access Service terminations:
- (1) an open-end termination in a Telephone Company switch of an FX line, including CCSA and CCSA- equivalent ONALs; or
 - (2) an analog channel termination that is used for radio or television program transmission; or
 - (3) a termination used for TELEX service; or
 - (4) a termination that by the nature of its operating characteristics could not make use of Telephone Company common lines such as, terminations which are restricted through hardware or software; or

NOTICE
THE INFORMATION CONTAINED IN THIS DOCUMENT IS SUBJECT TO CHANGE.
TRANSMITTAL NO. 13-01A

CenturyTel of the Gem State, Inc.
d/b/a CenturyLink
Access Service Catalog No. 3

Idaho Public Utilities Commission
Office of the Secretary
ACCEPTED FOR FILING
July 2, 2013
Boise, Idaho

Original Page 7-30

Issued: May 31, 2013

Effective: July 2, 2013

ACCESS SERVICE

7. Special Access Service (Cont'd)

7.3 Surcharge for Special Access Service (Cont'd)

7.3.2 Application (Cont'd)

(B) (Cont'd)

- (5) a termination that interconnects either directly or indirectly to the local exchange network where the usage is subject to Carrier Common Line charges such as, where the Special Access Service accesses only FGA and no local exchange lines, or Special Access Service between customer points of termination, or Special Access Service connecting CCSA or CCSA-type equipment (inter-machine trunks); or
- (6) a termination that the customer certifies to the Telephone Company is not connected to a PBX or other device which interconnects the Special Access Service to a local exchange subscriber line.

7.3.3 Exemption of Special Access Service

- (A) Special Access Services which are terminated as set forth in 7.3.2(B) preceding will be exempted from the Special Access Surcharge if the customer provides the Telephone Company with written exemption certification. The certification may be provided to the Telephone Company as follows:
- at the time the Special Access Service is ordered or installed;
 - at such time as the service is reterminated to a device which does not interconnect the service to local exchange facilities; or
 - at such time as the service becomes associated with a Switched Access Service that is subject to Carrier Common Line Charges.

NOTICE
THE INFORMATION CONTAINED IN THIS DOCUMENT IS SUBJECT TO CHANGE.
TRANSMITTAL NO. 13-01A

CenturyTel of the Gem State, Inc.
d/b/a CenturyLink
Access Service Catalog No. 3

Issued: May 31, 2013

Effective: July 2, 2013

ACCESS SERVICE

7. Special Access Service (Cont'd)

7.3 Surcharge for Special Access Service (Cont'd)

7.3.3 Exemption of Special Access Service (Cont'd)

- (B) The exemption certification is to be provided by the customer ordering the service. The certification must be signed by the customer or authorized representative and include the category of exemption, as set forth in 7.3.2(B) preceding, for each termination, and the date which the exemption is effective.
- (C) The customer shall also notify the Telephone Company when an exempted Special Access Service is changed or reterminated such that the exemption is no longer applicable.
- (D) The Telephone Company will work cooperatively with the customer to resolve any questions regarding the exemption certification. In addition, the Telephone Company may withhold exemption of the service until the questions are resolved.

7.3.4 Rate Regulations

- (A) The surcharge will apply as set forth in 7.3.2(A) preceding, except that a surcharge will be assessed on a per voice grade equivalent basis for Special Access Services derived from High Capacity Special Access Services as illustrated in the following example:

<u>Special Access Service</u>	<u>Voice Grade Equivalent</u>	<u>Surcharge</u>	<u>Monthly Charge</u>
DS1	24	\$25	= \$600.00

The preceding example illustrates the maximum number of surcharges applicable to a DS1. If the customer claims exemption(s) as set forth in 7.3.3 preceding or, is not utilizing all available voice grade equivalents and has spare capacity, the number of surcharges would be reduced accordingly.

In the case of multipoint Special Access Services, one Special Access Surcharge will apply for each termination of a Special Access Channel at an end user's premises.

CenturyTel of the Gem State, Inc.
d/b/a CenturyLink
Access Service Catalog No. 3

Idaho Public Utilities Commission
Office of the Secretary
ACCEPTED FOR FILING
July 2, 2013
Boise, Idaho

Original Page 7-32

Issued: May 31, 2013

Effective: July 2, 2013

ACCESS SERVICE

7. Special Access Service (Cont'd)
7.3 Surcharge for Special Access Service (Cont'd)
7.3.4 Rate Regulations (Cont'd)

- (B) The Telephone Company will bill the appropriate Special Access Surcharge to the ordering customer for each intrastate Special Access Service installed unless exemption certification is provided as set forth in 7.3.3 preceding.
- (C) If a written certification is not received at the time the Special Access Service is obtained, the Surcharge will be applied. Exempt status will become effective on the certification date indicated by the customer, subject to the regulations set forth in (D) following.
- (D) Crediting the Surcharge

The Telephone Company will cease billing the Special Access Surcharge when certification, as set forth in 7.3.3. preceding, is received. If the status of the Special Access Service was changed prior to receipt of the exemption certification, the Telephone Company will credit the customer's account, not to exceed ninety (90) days, based on the effective date of the change as specified by the customer in the letter of certification.

NOTICE
THE INFORMATION CONTAINED IN THIS DOCUMENT IS SUBJECT TO CHANGE.
TRANSMITTAL NO. 13-01A

CenturyTel of the Gem State, Inc.
d/b/a CenturyLink
Access Service Catalog No. 3

1st Revised Page 7-33
Cancels Original Page 7-33
Effective: May 1, 2021

Issued: April 20, 2021

ACCESS SERVICE

7. Special Access Service (Cont'd)

7.4 Metallic Service [1] (C)

7.4.1 Basic Channel Description

A Metallic channel is an unconditioned two-wire channel arranged to transmit direct current and capable of transmitting low speed varying signals at rates up to 30 baud. This channel is provided by metallic or equivalent facilities. Metallic channels are provided between customer designated premises or between a customer designated premises and a Telephone Company hub or hubs where bridging functions are performed. Interoffice metallic facilities will be limited in length to a total of five miles per channel.

Metallic Special Access Services are typically used for applications such as alarm, pilot wire protective relaying, and dc tripping protective relaying. These examples of applications are not intended to limit a customer's use of the channel nor to imply that the channel is limited to a particular use.

Rates and charges for Special Access Metallic Service are as set forth in Section 17 following.

7.4.2 Technical Specifications Packages and Network Channel Interfaces

Technical Specifications Packages are set forth in 15.2.1(A) following. Compatible network channel interfaces are set forth in 15.2.2(C)(1) following.

7.4.3 Optional Features and Functions

Central Office Bridging Capability

(A) Three Premises Bridging - Provision of tip-to-tip and ring-to-ring connection in a central office of a metallic pair to a third customer designated premises.

(B) Series Bridging of up to 26 customer designated premises.

The table set forth in 15.2.1(A) following shows the technical specifications packages with which the optional features and functions are available.

[1] **Effective May 1, 2021 Metallic Services are grandfathered. Availability to current customers is limited to circuits in service at existing locations.** (N)
(N)

ID2021-04

NOTICE
THE INFORMATION CONTAINED IN THIS DOCUMENT IS SUBJECT TO CHANGE.
TRANSMITTAL NO. 21-03

Idaho Public Utilities Commission
Office of the Secretary
ACCEPTED FOR FILING
May 1, 2021
Boise, Idaho

CenturyTel of the Gem State, Inc.
d/b/a CenturyLink
Access Service Catalog No. 3

1st Revised Page 7-34
Cancels Original Page 7-34
Effective: May 1, 2021

Issued: April 20, 2021

ACCESS SERVICE

7. Special Access Service (Cont'd)

7.5 Telegraph Grade Service [1] (C)

7.5.1 Basic Channel Description

Telegraph Grade channel is an unconditioned channel capable of transmitting binary signals at rates of 0-75 baud or 0-150 baud. This channel is furnished for half- duplex or duplex operation. Telegraph Grade channels are provided between customer designated premises or between a customer designated premises and a Telephone Company hub or hubs.

Telegraph Grade Special Access Services are typically used for applications such as teletypewriter, telegraph grade control/remote metering, telegraph grade channel, telegraph grade extension, and telegraph grade entrance facilities. These examples of applications are not intended to limit a customer's use of the channel nor to imply that the channel is limited to a particular use.

Rates and charges for Special Access Telegraph Grade Service are as set forth in Section 17 following.

7.5.2 Technical Specifications Packages and Network Channel Interfaces

Technical Specifications Packages are set forth in 15.2.1(B) following. Compatible network channel interfaces are set forth in 15.2.2(C)(2) following.

7.5.3 Optional Features and Functions

Telegraph Bridging (two-wire and four-wire)

The table set forth in 15.2.1(B) following shows the technical specifications packages with which the optional features and functions are available.

[1] **Effective May 1, 2021 Telegraph Grade Services are grandfathered. Availability to current customers is limited to circuits in service at existing locations.** (N)
(N)

ID2021-04

NOTICE
THE INFORMATION CONTAINED IN THIS DOCUMENT IS SUBJECT TO CHANGE.
TRANSMITTAL NO. 21-03

Idaho Public Utilities Commission
Office of the Secretary
ACCEPTED FOR FILING
May 1, 2021
Boise, Idaho

CenturyTel of the Gem State, Inc.
d/b/a CenturyLink
Access Service Catalog No. 3

1st Revised Page 7-35
Cancels Original Page 7-35
Effective: May 1, 2021

Issued: April 20, 2021

ACCESS SERVICE

7. Special Access Service (Cont'd)

7.6 Voice Grade Service [1] (C)

7.6.1 Basic Channel Description

A Voice Grade channel is a channel which provides voice frequency transmission capability in the nominal frequency range of 300 to 3000 Hz and may be terminated as two-wire or four-wire. Voice Grade channels are provided between customer designated premises, between a customer designated premises and a Telephone Company hub or hubs, or between a customer designated premises and a WATS Serving Office (WSO).

Voice Grade Special Access Services are typically used for voice and voiceband data applications. Typical examples of voice grade circuits are Foreign Exchange lines (station end only), multipoint private line, voice trunk type, two-point voice grade data (one-way or simultaneous two-way), multipoint voice grade data, and voice grade telephoto or facsimile. These examples of applications are not intended to limit a customer's use of the channel nor to imply that the channel is limited to a particular use.

Rates and charges for Special Access Voice Grade Service are as set forth in Section 17 following.

7.6.2 Technical Specifications Packages and Network Channel Interfaces

Technical Specifications Packages are set forth in 15.2.1(C) following. Compatible network channel interfaces are set forth in 15.2.2(C)(3) following.

7.6.3 Optional Features and Functions

(A) Central Office Bridging Capability

- (1) Voice Bridging (two-wire and four-wire)
- (2) Data Bridging (two-wire and four-wire)
- (3) Telephoto Bridging (two-wire and four-wire)
- (4) DATAPHONE Select-A-Station Bridging with sequential arrangement ports or addressable arrangement ports

[1] **Effective May 1, 2021 Voice Grade Services are grandfathered. Availability to current customers is limited to circuits in service at existing locations.** (N)
(N)

ID2021-04

NOTICE
THE INFORMATION CONTAINED IN THIS DOCUMENT IS SUBJECT TO CHANGE.
TRANSMITTAL NO. 21-03

Idaho Public Utilities Commission
Office of the Secretary
ACCEPTED FOR FILING
May 1, 2021
Boise, Idaho

CenturyTel of the Gem State, Inc.
d/b/a CenturyLink
Access Service Catalog No. 3

Idaho Public Utilities Commission
Office of the Secretary
ACCEPTED FOR FILING
July 2, 2013
Boise, Idaho

Original Page 7-36

Issued: May 31, 2013

Effective: July 2, 2013

ACCESS SERVICE

- 7. Special Access Service (Cont'd)
- 7.6 Voice Grade Service (Cont'd)
- 7.6.3 Optional Features and Functions (Cont'd)

- (A) Central Office Bridging Capability (Cont'd)

- (5) Telemetry and Alarm Bridging

- Split Band, Active Bridging
 - Passive Bridging
 - Summation, Active Bridging

The rates for these options are set forth in Section 17 following.

- (B) Central Office Multiplexing

Voice to Telegraph Grade. An arrangement that converts a Voice Grade channel to Telegraph Grade channels using frequency division multiplexing.

The rate for this option is set forth in Section 17 following.

- (C) Conditioning

Conditioning provides more specific transmission characteristics for Voice Grade services. The rates for these options are set forth in Section 17 following.

For two-point services, the parameters apply to each service as measured end-to-end. For multipoint services, the parameters apply as measured on each mid-link or as measured on each end link. C-Type conditioning and Data Capability may be combined on the same service.

NOTICE
THE INFORMATION CONTAINED IN THIS DOCUMENT IS SUBJECT TO CHANGE.
TRANSMITTAL NO. 13-01A

CenturyTel of the Gem State, Inc.
d/b/a CenturyLink
Access Service Catalog No. 3

Idaho Public Utilities Commission
Office of the Secretary
ACCEPTED FOR FILING
July 2, 2013
Boise, Idaho

Original Page 7-37

Issued: May 31, 2013

Effective: July 2, 2013

ACCESS SERVICE

7. Special Access Service (Cont'd)
 - 7.6 Voice Grade Service (Cont'd)
 - 7.6.3 Optional Features and Functions (Cont'd)
 - (C) Conditioning (Cont'd)
 - (1) C-Type Conditioning

C-Type Conditioning is provided for the additional control of attenuation distortion and envelope delay distortion on data services. The attenuation distortion and envelope delay distortion specifications for C-Type Conditioning are delineated in Technical Reference TR-TSY-000335.
 - (2) Improved Attenuation Distortion

Improved Attenuation Distortion upgrades the frequency versus loss limits of the channel. The technical specifications for Improved Attenuation Distortion are delineated in Technical Reference TR-TSY-000335. This option is available only when ordered in combination with C-Type Conditioning.
 - (3) Improved Envelope Delay Distortion

Improved Envelope Delay Distortion upgrades the frequency versus delay response limits of the channel. The technical specifications for Improved Envelope Delay Distortion are delineated in Technical Reference TR-TSY-000335. This option is available only when ordered in combination with C-Type Conditioning.

NOTICE
THE INFORMATION CONTAINED IN THIS DOCUMENT IS SUBJECT TO CHANGE.
TRANSMITTAL NO. 13-01A

CenturyTel of the Gem State, Inc.
d/b/a CenturyLink
Access Service Catalog No. 3

Idaho Public Utilities Commission
Office of the Secretary
ACCEPTED FOR FILING
July 2, 2013
Boise, Idaho

Original Page 7-38

Issued: May 31, 2013

Effective: July 2, 2013

ACCESS SERVICE

7. Special Access Service (Cont'd)
7.6 Voice Grade Service (Cont'd)
7.6.3 Optional Features and Functions (Cont'd)
(C) Conditioning (Cont'd)

(4) Data Capability (D Conditioning)

Data Capability provides transmission characteristics suitable for data communications. Specifically, Data Capability provides for the control of Signal to C-Notched Noise Ratio and intermodulation distortion. It is available for two-point services or three-point multipoint services.

The Signal to C-Notched Noise Ratio and intermodulation distortion parameter for Data Capability are delineated in Technical Reference TR-TSY-000335. The rate for this option is set forth in Section 17 following.

When a service equipped with Data Capability is used for voice communications, the quality of the voice transmission may not be satisfactory.

(5) Telephoto Capability

Telephoto Capability provides transmission characteristics suitable for telephotographic communications. Specifically, Telephoto Capability is provided for the control of attenuation distortion and envelope delay distortion on telephotographic services. The attenuation distortion and envelope delay distortion parameters for Telephoto Capability are delineated in Technical Reference TR-TSY-000335. The rate for this option is set forth in Section 17 following.

(6) Sealing Current Conditioning

Sealing Current Conditioning is provided to help maintain continuity on dry metallic loops. It is usually associated with four-wire DA or NO type network channel interfaces.

NOTICE
THE INFORMATION CONTAINED IN THIS DOCUMENT IS SUBJECT TO CHANGE.
TRANSMITTAL NO. 13-01A

CenturyTel of the Gem State, Inc.
d/b/a CenturyLink
Access Service Catalog No. 3

Idaho Public Utilities Commission
Office of the Secretary
ACCEPTED FOR FILING
July 2, 2013
Boise, Idaho

Original Page 7-39

Issued: May 31, 2013

Effective: July 2, 2013

ACCESS SERVICE

7. Special Access Service (Cont'd)

7.6 Voice Grade Service (Cont'd)

7.6.3 Optional Features and Functions (Cont'd)

(D) Customer Specified Premises Receive Level

This option allows the customer to specify the receive level at the Point of Termination. The level must be within a specific range on effective four-wire transmission. The ranges are delineated in Technical Reference TR-TSY-000335. The rate for this option is set forth in Section 17 following.

(E) Improved Return Loss

(1) On Effective Four-Wire Transmission at Four-Wire Point of Termination (applicable to each two-wire port): Provides for a fixed 600 ohm impedance, variable level range and simplex reversal. Telephone Company equipment is required at the customer's premises where this option is ordered. The Improved Return Loss parameters are delineated in Technical Reference TR-TSY-000335. The rate for this option is set forth in Section 17 following

(2) On Effective Two-Wire Transmission at Two-Wire Point of Termination: Provides for more stringent Echo Control specifications. In order for this option to be applicable, the transmission path must be four-wire at one POT and two-wire at the other POT. Placement of Telephone Company equipment may be required at the customer's premises with the two-wire POT. The Improved Return Loss parameters are delineated in Technical Reference TR-TSY-000335. The rate for this option is set forth in Section 17 following.

NOTICE
THE INFORMATION CONTAINED IN THIS DOCUMENT IS SUBJECT TO CHANGE.
TRANSMITTAL NO. 13-01A

CenturyTel of the Gem State, Inc.
d/b/a CenturyLink
Access Service Catalog No. 3

Idaho Public Utilities Commission
Office of the Secretary
ACCEPTED FOR FILING
July 2, 2013
Boise, Idaho

Original Page 7-40

Issued: May 31, 2013

Effective: July 2, 2013

ACCESS SERVICE

- 7. Special Access Service (Cont'd)
- 7.6 Voice Grade Service (Cont'd)
- 7.6.3 Optional Features and Functions (Cont'd)

(F) Signaling Capability

Signaling Capability provides for the ability to transmit signals from one customer premises to another customer premises on the same service. The rate for this option is set forth in Section 17 following.

The following network channel interfaces for Voice Grade service do not require signaling capability: AH, DA, DB, DD, DE, DS, NO, PR and TF.

The following network channel interfaces for Voice Grade service require signaling capability: AB, AC, CT, DX, DY, EA, EB, EC, EX, GO, GS, LA, LB, LC, LO, LR, LS, RV and SF. The signaling capability charge will not apply when used in the provision of WATS access service.

(G) Selective Signaling Arrangement

An arrangement that permits code selective ringing for up to ten codes on a multipoint service. The rate for this option is set forth in Section 17 following.

NOTICE
THE INFORMATION CONTAINED IN THIS DOCUMENT IS SUBJECT TO CHANGE.
TRANSMITTAL NO. 13-01A

CenturyTel of the Gem State, Inc.
d/b/a CenturyLink
Access Service Catalog No. 3

Idaho Public Utilities Commission
Office of the Secretary
ACCEPTED FOR FILING
July 2, 2013
Boise, Idaho

Original Page 7-41

Issued: May 31, 2013

Effective: July 2, 2013

ACCESS SERVICE

7. Special Access Service (Cont'd)

7.6 Voice Grade Service (Cont'd)

7.6.3 Optional Features and Functions (Cont'd)

(H) Transfer Arrangement

An arrangement that affords the customer an additional measure of flexibility in the use of an access channel(s). The arrangement can be utilized to transfer a leg of a Special Access Service to another channel that terminates in either the same or a different customer premises. A key activated or dial-up control service is required to operate the transfer arrangement. A spare channel, if required, is not included as part of the option. The rate for this option is set forth in Section 17 following.

(I) Public Packet Switching Network (PPSN) Interface Arrangement

An arrangement that provides the interface requirements that permit a Voice Grade service to interface with a Public Packet Switching Network packet switch located in a Telephone Company premises.

(J) Four-Wire/Two-Wire Conversions

When a customer requests that an effective four-wire channel be terminated with a two-wire channel interface at the customer designated premises, a four-wire to two-wire conversion is required. The customer will be charged the four-wire Channel Termination rate as set forth in Section 17 following when an effective four-wire is specified in the order for service. The rate for the conversion is included as part of the basic four-wire Channel Termination rate.

NOTICE
THE INFORMATION CONTAINED IN THIS DOCUMENT IS SUBJECT TO CHANGE.
TRANSMITTAL NO. 13-01A

CenturyTel of the Gem State, Inc.
d/b/a CenturyLink
Access Service Catalog No. 3

Issued: May 31, 2013

Effective: July 2, 2013

ACCESS SERVICE

- 7. Special Access Service (Cont'd)
- 7.6 Voice Grade Service (Cont'd)
- 7.6.3 Optional Features and Functions (Cont'd)

(K) Improved Two-Wire Voice Transmission

- (1) Loss Deviation
The maximum Loss Deviation of the 1004 Hz loss relative to the Expected Measured Loss (EML) is -4.0 dB to +4.0 dB.
- (2) Attenuation Distortion
The maximum Attenuation Distortion in the 404 to 280 Hz frequency band relative to loss at 1004 Hz is -2.0 dB to +6.0 dB.
- (3) C-Message Noise
The maximum C-Message Noise for the transmission path at the route miles listed is less than:

<u>Route Miles</u>	<u>C-Message Noise</u>
less than 50	35 dBrnco
51 to 100	37 dBrnco
101 to 200	40 dBrnco
201 to 400	43 dBrnco
401 to 1000	45 dBrnco

- (4) Return Loss
The Return Loss, expressed as Echo Return Loss (ERL) and Singing Return Loss (SRL), is equal to or greater than:

ERL	13.0 dB
SRL	6.0 dB

The rate for the provision of Improved Two-Wire Voice Transmission is included as part of the basic Channel Termination rate.

CenturyTel of the Gem State, Inc.
d/b/a CenturyLink
Access Service Catalog No. 3

1st Revised Page 7-43
Cancels Original Page 7-43
Effective: May 1, 2021

Issued: April 20, 2021

ACCESS SERVICE

7. Special Access Service (Cont'd)

7.7 Digital Data Service [1] (C)

7.7.1 Basic Channel Description

A Digital Data channel is a channel for duplex four-wire transmission of synchronous serial data at the rate of 2.4, 4.8, 9.6, 19.2, 56.0 or 64.0* Kbps. The actual bit rate is a function of the channel interface selected by the customer. The channel provides a synchronous service with timing provided by the Telephone Company through the Telephone Company's facilities to the customer in the received bit stream. Digital Data channels are provided as either hubbed or non-hubbed services between customer designated premises or between a customer designated premises and a Telephone Company hub or hubs. The hubs providing hubbed digital service and the wire centers providing non-hubbed digital service are identified in NATIONAL EXCHANGE CARRIER ASSOCIATION, INC., WIRE CENTER INFORMATION, TARIFF F.C.C. NO. 4.

The Telephone Company will provide a channel capable of meeting a monthly average performance equal to or greater than 99.875% error-free seconds (if provided through a Digital Data hub) while the channel is in service, if it is measured through a CSU equivalent which is designed, manufactured, and maintained to conform with the specifications contained in Technical Reference PUB 62310.

Rates and charges for Special Access Digital Data Service are as set forth in Section 17 following.

7.7.2 Technical Specifications Packages and Network Channel Interfaces

Technical Specifications Packages are set forth in 15.2.1(F) following. Compatible channel interfaces are set forth in 15.2.2(C)(6) following.

* When 64.0 Kbps service is multiplexed on a DS1 High Capacity service, the DS1 must be equipped to provide Clear Channel Capability.

[1] **Effective May 1, 2021 Digital Data Grade Services are grandfathered. Availability to current customers is limited to circuits in service at existing locations.** (N)
(N)

ID2021-04

NOTICE
THE INFORMATION CONTAINED IN THIS DOCUMENT IS SUBJECT TO CHANGE.
TRANSMITTAL NO. 21-03

Idaho Public Utilities Commission
Office of the Secretary
ACCEPTED FOR FILING
May 1, 2021
Boise, Idaho

CenturyTel of the Gem State, Inc.
d/b/a CenturyLink
Access Service Catalog No. 3

Issued: May 31, 2013

Effective: July 2, 2013

ACCESS SERVICE

7. Special Access Service (Cont'd)

7.7 Digital Data Service (Cont'd)

7.7.2 Technical Specifications Packages and Network Channel Interfaces (Cont'd)

The following network channel interfaces (NCIs) define the bit rates that are available for a Digital Data channel:

<u>NCI</u>	<u>Bit Rate</u>
DU-24	2.4 Kbps
DU-48	4.8 Kbps
DU-96	9.6 Kbps
DU-19	19.2 Kbps
DU-56	56.0 Kbps
DU-64	64.0 Kbps

7.7.3 Optional Features and Functions

The Optional Features and Functions described in (A), (B), and (C) following are only available where Digital Data Service is provided via a hub. The Optional Features and Functions described in (D) following are available where Digital Data Service is provided on a non-hubbed basis.

(A) Central Office Bridging Capability

Bridging is not available on a 64.0 Kbps channel.

(B) Transfer Arrangement

An arrangement that affords the customer an additional measure of protection and/or flexibility in the use of their access channel(s) on a 1xN basis. The arrangement can be utilized to transfer a leg of a Special Access Service to either a spare or working channel that terminates in either the same or a different customer designated premises. This arrangement is only available at a Telephone Company designated hub. A key activated or dial-up control service is required to operate the transfer arrangement. A spare channel, if required, is not included as a part of the option.

CenturyTel of the Gem State, Inc.
d/b/a CenturyLink
Access Service Catalog No. 3

2nd Revised Page 7-45
Cancels 1st Revised Page 7-45
Effective: August 15, 2024

Issued: August 5, 2024

ACCESS SERVICE

7. Special Access Service (Cont'd)

7.8 High Capacity Service – GRANDFATHERED[1]

(C)

7.8.1 Basic Channel Description

Effective August 15, 2024, Private Line DS-1 and DS-3 Services are grandfathered. New contracts or renewal of existing contracts will no longer be accepted for these services, effective immediately. Existing services are limited to circuits in service at existing locations. Customers with a contract may retain their Intrastate Private Line circuit on a month-to-month basis once the contract expires.

(N)

(N)

A High Capacity channel is a channel for the transmission of nominal 64.0 Kbps* or 1.544, or 44.736 Mbps isochronous serial data. The actual bit rate is a function of the channel interface selected by the customer. High Capacity channels are provided between customer designated premises or between a customer designated premises and a Telephone Company hub or hubs.

The customer may provide the Network Channel Terminating Equipment associated with the High Capacity channel at the customer's premises.

A channel with technical specifications package HC1 will be capable of an error-free second performance of 98.75% over a continuous 24 hour period as measured at the 1.544 Mbps rate through a CSU equivalent which is designed, manufactured, and maintained to conform with the specifications contained in Technical Reference PUB 62411.

Rates and charges for Special Access High Capacity Service are as set forth in Section 17 following.

* Available only as a channel of a 1.544 Mbps facility to a Telephone Company Digital Data hub or as a cross connect of two 2.4, 4.8, 9.6, 56.0 or 64.0 Kbps channels of two 1.544 Mbps facilities to a Digital Data hub(s). The customer must provide system and channel assignment data.

[1] Effective May 1, 2021 Fractional DS1 (Sub-DS1) Service is grandfathered. Availability to current customers is limited to circuits in service at existing locations.

ID2024-08

NOTICE
THE INFORMATION CONTAINED IN THIS DOCUMENT IS SUBJECT TO CHANGE.

TRANSMITTAL NO. 24-02
Idaho Public Utilities Commission
Office of the Secretary
ACCEPTED FOR FILING
August 15, 2024
Boise, Idaho

CenturyTel of the Gem State, Inc.
d/b/a CenturyLink
Access Service Catalog No. 3

1st Revised Page 7-46
Cancels Original Page 7-46
Effective: August 15, 2024

Issued: August 5, 2024

ACCESS SERVICE

7. Special Access Service (Cont'd) (C)
7.8 High Capacity Service – GRANDFATHERED (Cont'd)
7.8.2 Technical Specifications Packages and Network Channel Interfaces

Technical Specifications Packages are set forth in 15.2.1(G) following. Compatible channel interfaces are set forth in 15.2.2(C)(7) following.

The following network channel interfaces (NCIs) define the bit rates that are available for a High Capacity channel:

<u>NCI</u>	<u>Bit Rate</u>
DS-15*	1.544 Mbps (DS1)
DS-44	44.736 Mbps (DS3)

* A 64.0 Kbps channel is available as a channel(s) of a 1.544 Mbps channel to a Telephone Company hub.

ID2024-08

NOTICE
THE INFORMATION CONTAINED IN THIS DOCUMENT IS SUBJECT TO CHANGE.
TRANSMITTAL NO. 24-02

Idaho Public Utilities Commission
Office of the Secretary
ACCEPTED FOR FILING
August 15, 2024
Boise, Idaho

CenturyTel of the Gem State, Inc.
d/b/a CenturyLink
Access Service Catalog No. 3

1st Revised Page 7-47
Cancels Original Page 7-47
Effective: August 15, 2024

Issued: August 5, 2024

ACCESS SERVICE

7. Special Access Service (Cont'd) (C)
- 7.8 High Capacity Service – GRANDFATHERED (Cont'd)
- 7.8.3 Optional Features and Functions

(A) Automatic Loop Transfer

The Automatic Loop Transfer provides protection on a 1xN basis against failure of the facilities between a customer designated premises and the wire center serving that premises. Protection is furnished through the use of a switching arrangement that automatically switches to a spare channel line when a working line fails. The spare channel is not included as a part of the option. This option requires compatible equipment at both the serving wire center and the customer designated premises. The customer is responsible for providing the equipment at its designated premises. Equipment at the customer designated premises will be provided under catalog only if it existed in the Telephone Company inventory as of November 18, 1983.

(B) Transfer Arrangement

An arrangement that affords the customer an additional measure of flexibility in the use of their access channel(s). The arrangement can be utilized to transfer a leg of a Special Access Service to either a spare or working channel that terminates in either the same or a different customer designated premises. A key activated or dial-up control service is required to operate the transfer arrangement. A spare channel, if required, is not included as part of the option.

ID2024-08

NOTICE
THE INFORMATION CONTAINED IN THIS DOCUMENT IS SUBJECT TO CHANGE.

TRANSMITTAL NO. 24-02
Idaho Public Utilities Commission
Office of the Secretary
ACCEPTED FOR FILING
August 15, 2024
Boise, Idaho

CenturyTel of the Gem State, Inc.
d/b/a CenturyLink
Access Service Catalog No. 3

2nd Revised Page 7-48
Cancels 1st Revised Page 7-48
Effective: August 15, 2024

Issued: August 5, 2024

ACCESS SERVICE

7. Special Access Service (Cont'd)
7.8 High Capacity Service – GRANDFATHERED (Cont'd) (C)
7.8.3 Optional Features and Functions (Cont'd)

(C) Central Office Multiplexing

(1) DS3 to DS1

An arrangement that converts a 44.736 Mbps channel to 28 DS1 channels using digital time division multiplexing.

(2) DS1 to Voice [1]

An arrangement that converts a 1.544 Mbps channel to 24 channels for use with Voice Grade Services. A channel(s) of this DS1 to the Hub can also be used for a Digital Data Service.

(3) DS1 to DS0 [1]

An arrangement that converts a 1.544 Mbps channel to 23 64.0 Kbps channels utilizing digital time division multiplexing.

[1] Effective May 1, 2021 Fractional DS1 (Sub-DS1) Service is grandfathered. Availability to current customers is limited to circuits in service at existing locations.

ID2024-08

NOTICE
THE INFORMATION CONTAINED IN THIS DOCUMENT IS SUBJECT TO CHANGE.

TRANSMITTAL NO. 24-02
Idaho Public Utilities Commission
Office of the Secretary
ACCEPTED FOR FILING
August 15, 2024
Boise, Idaho

CenturyTel of the Gem State, Inc.
d/b/a CenturyLink
Access Service Catalog No. 3

2nd Revised Page 7-49
Cancels 1st Revised Page 7-49
Effective: August 15, 2024

Issued: August 5, 2024

ACCESS SERVICE

7. Special Access Service (Cont'd) (C)
- 7.8 High Capacity Service – GRANDFATHERED (Cont'd)
- 7.8.3 Optional Features and Functions (Cont'd)
- (C) Central Office Multiplexing (Cont'd)

(4) DS0 to Subrate [1]

An arrangement that converts a 64.0 Kbps channel to subspeeds of up to twenty 2.4 Kbps, ten 4.8 Kbps, or five 9.6 Kbps channels using digital time division multiplexing.

The table set forth in 15.2.1(G) following shows the technical specifications packages with which the optional features and functions are available.

(D) Clear Channel Capability (CCC)

- (1) CCC is an arrangement that allows a customer to transport 1.536 Mbps information rate signals over a 1.544 Mbps High Capacity channel or over a 1.544 Mbps High Capacity channel derived from a multiplexed 44.736 Mbps High Capacity channel with no constraint on the quantity or sequence of one and zero bits. This arrangement requires the customer signal at the channel interface to conform to Bipolar with Eight Zero Substitution (B8ZS) line code as described in Technical Reference TR-NPL-000054 and Technical Reference TR-INS-000342.
- (2) CCC is provided, subject to availability of facilities, on DS1/1.544 Mbps High Capacity channels between two customer designated premises and on multiplexed DS3/44.736 Mbps High Capacity channels or multiplexed DS1/1.544 Mbps High Capacity channels*between a Telephone Company hub office and a customer designated premises. The wire centers providing CCC are identified in NATIONAL EXCHANGE CARRIER ASSOCIATION, INC., WIRE CENTER INFORMATION, TARIFF F.C.C. NO. 4.
- (3) The CCC optional feature may be ordered at the same time the High Capacity service is ordered or it may be ordered as an addition to an existing High Capacity Service. The customer must agree to out-of-service periods required to add this feature to an existing High Capacity Service. The charges for the CCC optional feature are as set forth in 7.2.2(C)(3) preceding.

* Available only on a DS1-to-Digital multiplexed configuration.

[1] Effective May 1, 2021 Fractional DS1 (Sub-DS1) Service is grandfathered. Availability to current customers is limited to circuits in service at existing locations.

ID2024-08

NOTICE
THE INFORMATION CONTAINED IN THIS DOCUMENT IS SUBJECT TO CHANGE.

TRANSMITTAL NO. 24-02
Idaho Public Utilities Commission
Office of the Secretary
ACCEPTED FOR FILING
August 15, 2024
Boise, Idaho

**CenturyTel of the Gem State, Inc.
d/b/a CenturyLink
Access Service Catalog No. 3**

**Idaho Public Utilities Commission
Office of the Secretary
ACCEPTED FOR FILING
July 2, 2013
Boise, Idaho**

Original Page 8-1

Issued: May 31, 2013

Effective: July 2, 2013

ACCESS SERVICE

8. THIS SECTION RESERVED FOR FUTURE USE.

**NOTICE
THE INFORMATION CONTAINED IN THIS DOCUMENT IS SUBJECT TO CHANGE.
TRANSMITTAL NO. 13-01A**

**CenturyTel of the Gem State, Inc.
d/b/a CenturyLink
Access Service Catalog No. 3**

**Idaho Public Utilities Commission
Office of the Secretary
ACCEPTED FOR FILING
July 2, 2013
Boise, Idaho**

Original Page 9-1

Issued: May 31, 2013

Effective: July 2, 2013

ACCESS SERVICE

9. THIS SECTION RESERVED FOR FUTURE USE.

NOTICE
THE INFORMATION CONTAINED IN THIS DOCUMENT IS SUBJECT TO CHANGE.
TRANSMITTAL NO. 13-01A

**CenturyTel of the Gem State, Inc.
d/b/a CenturyLink
Access Service Catalog No. 3**

Issued: May 31, 2013

Effective: July 2, 2013

ACCESS SERVICE

10. Special Federal Government Access Services

10.1 General

This section covers Special Access Services that are provided to a customer for use only by agencies or branches of the Federal Government and other users authorized by the Federal Government. Services provided to state emergency operations centers are included. These services provide for command and control communications, including communications for national security, emergency preparedness and presidential requirements. They are required to assure continuity of Government in emergency and crisis situations and to provide for national security.

Services for command and control communications and for national security and emergency preparedness sometimes require short notice and short duration service provisions. These provisions are especially needed to meet presidential requirements or in response to natural, man-made, or declared emergencies. Requirements of this type cannot be forecasted and are usually needed for a relatively short period. The provision of service under these conditions may require the availability of facilities, such as portable microwave equipment, which are provided on a temporary basis by the Telephone Company or customer.

10.2 Emergency Conditions

These services will be provided on the date requested or as soon as possible thereafter when the emergency falls into one of the following categories:

- State of crisis declared by the National Command Authorities (includes commitments made to the National Communications System in the "National Plan for Emergencies and Major Disasters").
- Efforts to protect endangered U.S. personnel or property both in the U.S. and abroad. (Includes space vehicle recovery and protection efforts.)
- Communications requirements resulting from hostile action, a major disaster or a major civil disturbance.
- The Director (Cabinet level) of a Federal department,
- Commander of a Unified/Specified Command, or head of a military department has certified that a communications requirement is so critical to the protection of life and property or to the National Defense that it must be processed immediately.
- Political unrest in foreign countries which affect the national interest.
- Presidential service.

CenturyTel of the Gem State, Inc.
d/b/a CenturyLink
Access Service Catalog No. 3

1st Revised Page 10-2
Cancels Original Page 10-2
Effective: May 1, 2021

Issued: April 20, 2021

ACCESS SERVICE

10. Special Federal Government Access Services (Cont'd)

10.3 Facility Availability

In order to insure communications during periods of emergency, the Telephone Company will, within the limits of good management, make available the necessary facilities to restore service in the event of damage or to provide temporary emergency service.

In order to meet the requirements of agencies or branches of the Federal Government, the Telephone Company may utilize government-owned facilities, when necessary to provide service.

10.4 Federal Government Regulations

In accordance with Federal Government Regulations, all service provided to the Federal Government will be billed in arrears. However, this provision does not apply to other customers that obtain services under the provisions of this catalog to provide their services to the Federal Government.

10.5 Service Offerings to the Federal Government

The following unique services are provided to a customer for use only by agencies or branches of the Federal Government, other authorized users and state emergency operations centers. The rates and charges for these services shall be developed on an individual case basis and shall be consistent with the rates and charges for services offered in other sections of this catalog.

10.5.1 Type and Description

(A) Voice Grade Special Access Services [1]

(C)

(1) Voice Grade Secure Communications Type I

Approximate bandwidth of 10-50,000 Hz. Furnished for two-point secure communications on two-wire or four-wire metallic facilities between a customer designated premises and an end user's premises. Services are conditioned as follows:

T-3 Conditioning - The absolute loss (referenced to 1 milliwatt) with respect to frequency shall not exceed:

15 dB at 10 Hz
13 dB at 100 Hz
9 dB at 1,000 Hz
20 dB at 10,000 Hz
30 dB at 50,000 Hz

[1] **Effective May 1, 2021 Voice Grade Services are grandfathered. Availability to current customers is limited to circuits in service at existing locations.**

(N)
(N)

ID2021-04

NOTICE
THE INFORMATION CONTAINED IN THIS DOCUMENT IS SUBJECT TO CHANGE.
TRANSMITTAL NO. 21-03

Idaho Public Utilities Commission
Office of the Secretary
ACCEPTED FOR FILING
May 1, 2021
Boise, Idaho

CenturyTel of the Gem State, Inc.
d/b/a CenturyLink
Access Service Catalog No. 3

Issued: May 31, 2013

Effective: July 2, 2013

ACCESS SERVICE

- 10. Special Federal Government Access Services (Cont'd)
- 10.5 Service Offerings to the Federal Government (Cont'd)
- 10.5.1 Type and Description (Cont'd)
- (A) Voice Grade Special Access Services (Cont'd)

- (1) Voice Grade Secure Communications Type I (Cont'd)

Additional conditioning (available in one or two directions on four-wire facilities only) to provide the following characteristics:

The absolute loss (referenced to one milliwatt) with respect to frequency shall not exceed:

- 0 dB at 1,000 Hz\
- + 1 dB between 1,000 Hz and 40,000 Hz\
- + 2 dB between 10 Hz and 50,000 Hz
- (+ means more loss)

The net loss of the conditioned service (with or without additional conditioning) shall not vary by more than four dB at 1,000 Hz from the levels specified preceding. Voice frequency signaling or supervisory tones can be transmitted.

- (2) Voice Grade Secure Communications Type II

Approximate bandwidth 10-50,000 Hz. Furnished on four-wire metallic facilities for duplex operation for two-point secure communications between a customer designated premises and an end user's premises. Services are conditioned as follows:

G-1 Conditioning - The absolute loss with respect to frequency and the net loss variation shall be the same as Voice Grade Secure Communications Type I services without additional conditioning. Voice frequency signaling or supervisory tones can be transmitted.

CenturyTel of the Gem State, Inc.
d/b/a CenturyLink
Access Service Catalog No. 3

Idaho Public Utilities Commission
Office of the Secretary
ACCEPTED FOR FILING
July 2, 2013
Boise, Idaho

Original Page 10-4

Issued: May 31, 2013

Effective: July 2, 2013

ACCESS SERVICE

10. Special Federal Government Access Services (Cont'd)

10.5 Service Offerings to the Federal Government (Cont'd)

10.5.1 Type and Description (Cont'd)

(A) Voice Grade Special Access Services (Cont'd)

(3) Voice Grade Secure Communications Type III

Approximate bandwidth 10-50,000 Hz. Furnished on four-wire metallic facilities for duplex operation for two-point secure communications between a customer designated premises and an end user's premises. Services are conditioned as follows:

G-2 Conditioning - The absolute loss with respect to frequency and the net loss variation from the customer designated premises to the end user's premises shall be the same as Voice Grade Secure Communications Type I services without additional conditioning; from the end user's premises to the customer designated premises shall be the same as Voice Grade Secure Communications Type I services with additional conditioning. Voice frequency signaling or supervisory tones can be transmitted.

(4) Voice Grade Secure Communications Type IV

Approximate bandwidth 10-50,000 Hz. Furnished on four-wire metallic facilities for duplex operation for two-point secure communication between two customer designated premises. Services are conditioned as follows:

G-3 Conditioning - The absolute loss with respect to frequency and the net loss variation shall be the same in both directions of transmission as Voice Grade Secure Communications Type I services with additional conditioning. Voice frequency signaling or supervisory tones can be transmitted.

NOTICE
THE INFORMATION CONTAINED IN THIS DOCUMENT IS SUBJECT TO CHANGE.
TRANSMITTAL NO. 13-01A

CenturyTel of the Gem State, Inc.
d/b/a CenturyLink
Access Service Catalog No. 3

Idaho Public Utilities Commission
Office of the Secretary
ACCEPTED FOR FILING
July 2, 2013
Boise, Idaho

Original Page 10-5

Issued: May 31, 2013

Effective: July 2, 2013

ACCESS SERVICE

10. Special Federal Government Access Services (Cont'd)

10.5 Service Offerings to the Federal Government (Cont'd)

10.5.1 Type and Description (Cont'd)

(B) Wideband Digital Special Access Service

Service arrangements for secured communications to accommodate the transmission of binary digital baseband signals in a random polar format.

(1) Wideband Secure Communications Type I

For transmission at the rate of 18,750 bits per second.

(2) Wideband Secure Communications Type II

For transmission at the rate of 50,000 bits per second.

(3) Wideband Secure Communications Type III

To accommodate the transmission of restored polar two-level facsimile signals with a minimum signal element width of twenty micro-seconds at a rate of 50,000 bits per second.

To accommodate the transmission of binary digital baseband signals in a random polar format at the rate of 50,000 bits per second.

10.5.2 Mileage Application

Mileage, when used for rate application between the serving wire centers of two customer designated premises, shall be determined by the V and H Coordinates Method as set forth in NATIONAL EXCHANGE CARRIER ASSOCIATION, INC., TARIFF F.C.C. NO. 4 and administered as set forth in 7.2.5 preceding.

NOTICE
THE INFORMATION CONTAINED IN THIS DOCUMENT IS SUBJECT TO CHANGE.
TRANSMITTAL NO. 13-01A

CenturyTel of the Gem State, Inc.
d/b/a CenturyLink
Access Service Catalog No. 3

Idaho Public Utilities Commission
Office of the Secretary
ACCEPTED FOR FILING
July 2, 2013
Boise, Idaho

Original Page 10-6

Issued: May 31, 2013

Effective: July 2, 2013

ACCESS SERVICE

10. Special Federal Government Access Services (Cont'd)

10.6 Rates and Charges

10.6.1 General

The rates and charges for special offerings to the Federal Government, such as those set forth in 10.5 preceding, are developed on an individual case basis and are set forth in Section 17 following.

10.6.2 Voice Grade Special Access

The provision of T-3 and G conditioned services contemplates station and tandem switching operations, using customer provided equipment, as well as Special Access Service. Separate narrowband or voice grade services, where required by the customer provided equipment or switching operation, are furnished in accordance with the applicable sections of this catalog.

10.6.3 Move Charges

(A) When a service without a termination charge associated with that service, as set forth in Section 17 following, is moved to a different building, the nonrecurring charge applies; when moved to a new location in the same building, a charge of one-half of the nonrecurring charge applies.

(B) When service with a termination charge associated with that service, as set forth in Section 17 following, is moved and reinstalled at a new location, the customer may elect:

- to pay the unexpired portion of the termination charge for the service, if any, with the application of a nonrecurring charge and the establishment of a new termination charge for such service at the new location, or
- to continue service subject to the unexpired portion of the termination charge, if any, and pay the estimated costs of moving such service, provided that the customer requests these charges be quoted prior to ordering the service move. Charges for moving such service will be based on estimated costs attributable to the move.

Move charges include the estimated costs of removal, restoration of services or facilities necessitated by the move, transportation, storage, reinstallation, engineering, labor, supervision, materials, administration, and any other specific items of cost directly attributable to the move.

NOTICE
THE INFORMATION CONTAINED IN THIS DOCUMENT IS SUBJECT TO CHANGE.
TRANSMITTAL NO. 13-01A

CenturyTel of the Gem State, Inc.
d/b/a CenturyLink
Access Service Catalog No. 3

Idaho Public Utilities Commission
Office of the Secretary
ACCEPTED FOR FILING
July 2, 2013
Boise, Idaho

Original Page 11-1

Issued: May 31, 2013

Effective: July 2, 2013

ACCESS SERVICE

11. Special Facilities Routing of Access Services

11.1 Description

The services provided under this catalog are provided over such routes and facilities as the Telephone Company may elect. Special Facilities Routing is involved when, in order to comply with requirements specified by the customer, the Telephone Company provides Switched Access Service, Special Access Service or Special Federal Government Access Service in a manner which includes one or more of the following conditions:

11.1.1 Diversity

Two or more circuits must be provided over not more than two different physical routes.

11.1.2 Avoidance

A circuit(s) must be provided on a route which avoids specified geographical locations.

11.1.3 Diversity and Avoidance Combined

11.1.4 Cable-Only Facilities

Certain Voice Grade services are provided on Cable-Only Facilities to meet the particular needs of a customer. Service is provided subject to the availability of Cable- Only facilities. In the event of service failure, restoration will be made through the use of any available facilities as selected by the Telephone Company.

Avoidance and Diversity are available on Switched Access Service as set forth in Section 6. preceding; Metallic, Telegraph Grade and Voice Grade Special Access Services as set forth respectively in 7.4, 7.5 and 7.6 preceding and Special Federal Government Access Services as set forth in 10.5 preceding. Cable-Only Facilities are available for Switched Access Service as set forth in Section 6. preceding; Voice Grade Special Access Services as set forth in 7.6 preceding and Special Federal Government Access Services as set forth in 10.5 preceding.

NOTICE
THE INFORMATION CONTAINED IN THIS DOCUMENT IS SUBJECT TO CHANGE.
TRANSMITTAL NO. 13-01A

CenturyTel of the Gem State, Inc.
d/b/a CenturyLink
Access Service Catalog No. 3

Idaho Public Utilities Commission
Office of the Secretary
ACCEPTED FOR FILING
July 2, 2013
Boise, Idaho

Original Page 11-2

Issued: May 31, 2013

Effective: July 2, 2013

ACCESS SERVICE

11. Special Facilities Routing of Access Services (Cont'd)

11.1 Description (Cont'd)

In order to avoid the compromise of special routing information, the Telephone Company will provide the required routing information for each specially routed service to only the ordering customer. If requested by the customer, this information will be provided when service is installed and prior to any subsequent changes in routing.

The rates and charges for Special Facilities Routing of Access Services are developed on an individual case basis. Such rates and charges for Special Facilities Routing of Access Services are as set forth in Section 17 following and are in addition to all other rates and charges that may be applicable for services provided under other sections of this catalog.

NOTICE
THE INFORMATION CONTAINED IN THIS DOCUMENT IS SUBJECT TO CHANGE.
TRANSMITTAL NO. 13-01A

**CenturyTel of the Gem State, Inc.
d/b/a CenturyLink
Access Service Catalog No. 3**

**Idaho Public Utilities Commission
Office of the Secretary
ACCEPTED FOR FILING
July 2, 2013
Boise, Idaho**

Original Page 12-1

Issued: May 31, 2013

Effective: July 2, 2013

ACCESS SERVICE

12. Specialized Service or Arrangements

12.1 General

Specialized Service or Arrangements may be provided by the Telephone Company, at the request of a customer, on an Individual Case Basis if such service or arrangements meet the following criteria:

- The requested service or arrangements are not offered under other sections of this catalog.
- The facilities utilized to provide the requested service or arrangements are of a type normally used by the Telephone Company in furnishing its other services.
- The requested service or arrangements are provided within a LATA.
- The requested service or arrangements are compatible with other Telephone Company services, facilities, and its engineering and maintenance practices.
- This offering is subject to the availability of the necessary Telephone Company personnel and capital resources.

Rates and charges and additional regulations if applicable, for Specialized Service or Arrangements are provided on an Individual Case Basis.

**NOTICE
THE INFORMATION CONTAINED IN THIS DOCUMENT IS SUBJECT TO CHANGE.
TRANSMITTAL NO. 13-01A**

**CenturyTel of the Gem State, Inc.
d/b/a CenturyLink
Access Service Catalog No. 3**

**Idaho Public Utilities Commission
Office of the Secretary
ACCEPTED FOR FILING
July 2, 2013
Boise, Idaho**

Original Page 13-1

Issued: May 31, 2013

Effective: July 2, 2013

ACCESS SERVICE

13. Additional Engineering, Additional Labor and Miscellaneous Services

13.1 addresses Additional Engineering. 13.2 addresses Additional Labor (which is comprised of Overtime Installation, Overtime Repair, Standby, Testing and Maintenance with Other Telephone Companies, and Other Labor). 13.3 addresses Miscellaneous Services (which are comprised of Testing Services, Maintenance of Service and Telecommunications Service Restoration Priority). 13.4 addresses Presubscription.

In this section, normally scheduled working hours are an employee's scheduled work period in any given calendar day (e.g., 8:00 a.m. to 5:00 p.m.) for the application of rates based on working hours.

A Miscellaneous Service Order charge as described in 5.4.2 preceding may be applicable to services ordered from this section.

13.1 Additional Engineering

Additional Engineering, including engineering reviews as set forth in 5.4.3 preceding, will be undertaken only after the Telephone Company has notified the customer that additional engineering charges apply as set forth in Section 17 following, and the customer agrees to such charges.

Additional Engineering will be provided by the Telephone Company at the request of the customer only when:

- (A) A customer requests additional technical information after the Telephone Company has already provided the technical information normally included on the Design Layout Report (DLR) as set forth in 6.1.5 and 7.1.6 preceding.
- (B) Additional Engineering time is incurred by the Telephone Company to engineer a customer's request for a customized service as set forth in 7.1.2 preceding.
- (C) A customer requested Design Change requires the expenditure of Additional Engineering time. Such Additional Engineering time is incurred by the Telephone Company for the engineering review as set forth in 5.4.3 preceding. The charge for additional engineering time relating to the engineering review, which is undertaken to determine if a design change is indeed required, will apply whether or not the customer authorizes the Telephone Company to proceed with the Design Change. In this case the Design Change charge, as set forth in Section 17 following, does not apply unless the customer authorizes the Telephone Company to proceed with the Design Change.

**NOTICE
THE INFORMATION CONTAINED IN THIS DOCUMENT IS SUBJECT TO CHANGE.
TRANSMITTAL NO. 13-01A**

CenturyTel of the Gem State, Inc.
d/b/a CenturyLink
Access Service Catalog No. 3

Issued: May 31, 2013

Effective: July 2, 2013

ACCESS SERVICE

13. Additional Engineering, Additional Labor and Miscellaneous Services (Cont'd)

13.2 Additional Labor

Additional Labor is that labor requested by the customer on a given service and agreed to by the Telephone Company as set forth in 13.2.1 through 13.2.5 following. The Telephone Company will notify the customer that Additional Labor charges as set forth in Section 17 following will apply before any additional labor is undertaken. A call-out of a Telephone Company employee at a time not consecutive with the employee's scheduled work period is subject to a minimum charge of four hours. When provisioning or restoring Telecommunications Service Priority services, the Telephone Company will, when possible, notify the customer of the applicability of these Additional Labor charges.

13.2.1 Overtime Installation

Overtime installation is that Telephone Company installation effort outside of normally scheduled working hours.

13.2.2 Overtime Repair

Overtime repair is that Telephone Company effort performed outside of normally scheduled working hours.

13.2.3 Standby

Standby includes all time in excess of one-half (½) hour during which Telephone Company personnel standby to make installation acceptance tests or cooperative tests with a customer to verify facility repair on a given service.

13.2.4 Testing and Maintenance with Other Telephone Companies

Additional testing, maintenance or repair of facilities which connect other telephone companies is that which is in addition to the normal effort required to test, maintain or repair facilities provided solely by the Telephone Company.

13.2.5 Other Labor

Other labor is that additional labor not included in 13.2.1 through 13.2.4 preceding and labor incurred to accommodate a specific customer request that involves only labor which is not covered by any other section of this catalog.

CenturyTel of the Gem State, Inc.
d/b/a CenturyLink
Access Service Catalog No. 3

Idaho Public Utilities Commission
Office of the Secretary
ACCEPTED FOR FILING
July 2, 2013
Boise, Idaho

Original Page 13-3

Issued: May 31, 2013

Effective: July 2, 2013

ACCESS SERVICE

13. Additional Engineering, Additional Labor and Miscellaneous Services (Cont'd)

13.3 Miscellaneous Services

13.3.1 Testing Services

Testing Services offered under this section of the catalog are optional and subject to rates and charges as set forth in Section 17 following. A call-out of a Telephone Company employee at a time not consecutive with the employee's scheduled work period is subject to a minimum charge of four hours. Other testing services, as described in 6.2.4 and 7.1.7 preceding, are provided by the Telephone Company in association with Access Services and are furnished at no additional charge.

Testing Services are normally provided by Telephone Company personnel at Telephone Company locations; however, provisions are made in (B)(2) following for a customer to request Telephone Company personnel to perform Testing Services at the customer designated premises.

The offering of Testing Services under this section of the catalog is made subject to the availability of the necessary qualified personnel and test equipment at the various test locations mentioned in (A) and (B) following.

(A) Switched Access Service

Testing Services for Switched Access are comprised of (a) tests which are performed during the installation of a Switched Access Service, (i.e., Acceptance Tests), (b) tests which are performed after customer acceptance of such access services and which are without charge (i.e., routine testing) and (c) additional tests which are performed during or after customer acceptance of such access services and for which additional charges apply, (i.e., Additional Cooperative Acceptance Tests and in-service tests).

Routine tests are those tests performed by the Telephone Company on a regular basis, as set forth in 6.2.4 preceding which are required to maintain Switched Access Service. Additional in-service tests may be done on an automatic basis (no Telephone Company or customer technicians involved), on a manual basis (Telephone Company technician(s) involved at Telephone Company office(s) and Telephone Company or customer technician(s) involved at the customer designated premises).

Testing services are ordered to the Dial Tone Office for FGA, to the access tandem or end office for FGB (wherever the FGB service is ordered) and to the end office for Feature Groups C and D. Testing Services for Directory Assistance Service not routed through an access tandem is ordered to a Directory Assistance Location for each NPA.

NOTICE
THE INFORMATION CONTAINED IN THIS DOCUMENT IS SUBJECT TO CHANGE.
TRANSMITTAL NO. 13-01A

CenturyTel of the Gem State, Inc.
d/b/a CenturyLink
Access Service Catalog No. 3

Idaho Public Utilities Commission
Office of the Secretary
ACCEPTED FOR FILING
July 2, 2013
Boise, Idaho

Original Page 13-4

Issued: May 31, 2013

Effective: July 2, 2013

ACCESS SERVICE

13. Additional Engineering, Additional Labor and Miscellaneous Services (Cont'd)

13.3 Miscellaneous Services (Cont'd)

13.3.1 Testing Services (Cont'd)

(A) Switched Access Service (Cont'd)

(1) Additional Cooperative Acceptance Testing

Additional Cooperative Acceptance Testing of Switched Access Service involves the Telephone Company provision of a technician at its office(s) and the customer provision of a technician at its premises, with suitable test equipment to perform the required tests.

Additional Cooperative Acceptance Tests may, for example, consist of the following tests:

- Impulse Noise
- Phase Jitter
- Signal to C-Notched Noise Ratio
- Intermodulation (Nonlinear) Distortion
- Frequency Shift (Offset)
- Envelope Delay Distortion
- Dial Pulse Percent Break

(2) Additional Automatic Testing

Additional Automatic Testing (AAT) of Switched Access Services (Feature Groups B, C and D), is a service where the customer provides remote office test lines and 105 test lines with associated responders or their functional equivalent. The customer may order, at additional charges, gain-slope and C-notched noise testing and may order the routine tests (1004 Hz loss, C-Message Noise and Balance) on an as-needed or more than routine schedule.

The Telephone Company will provide an AAT report that lists the test results for each trunk tested. Trunk test failures requiring customer participation for trouble resolution will be provided to the customer on an as-occurs basis.

The Additional Tests, (i.e., gain slope, C- notched noise, 1004 Hz loss, C-message noise and balance) may be ordered by the customer at additional charges, 60 days prior to the start of the customer prescribed schedule. The rates for Additional Automatic Tests are as set forth in Section 17 following.

NOTICE
THE INFORMATION CONTAINED IN THIS DOCUMENT IS SUBJECT TO CHANGE.
TRANSMITTAL NO. 13-01A

CenturyTel of the Gem State, Inc.
d/b/a CenturyLink
Access Service Catalog No. 3

Issued: May 31, 2013

Effective: July 2, 2013

ACCESS SERVICE

13. Additional Engineering, Additional Labor and Miscellaneous Services (Cont'd)

13.3 Miscellaneous Services (Cont'd)

13.3.1 Testing Services (Cont'd)

(A) Switched Access Service (Cont'd)

(3) Additional Manual Testing

Additional Manual Testing (AMT) of Switched Access Services (Feature Groups A, B, C, and D not routed through an access tandem), is a service where the Telephone Company provides a technician at its office(s) and the Telephone Company or customer provides a technician at the customer designated premises, with suitable test equipment to perform the required tests. Such additional tests will normally consist of gain-slope and C-notched noise testing. However, the Telephone Company will conduct any additional tests which the IC may request.

The Telephone Company will provide an AMT report listing the test results for each trunk tested. Trunk test failures requiring customer participation for trouble resolution will be provided to the customer on a per occurrence basis.

The Additional Manual Tests may be ordered by the customer at additional charges, 60 days prior to the start of the testing schedule as mutually agreed to by the customer and the Telephone Company.

The rates for Additional Manual Testing are as set forth in Section 17 following.

(4) Obligations of the Customer

(A) The customer shall provide the Remote Office Test Line priming data to the Telephone Company, as appropriate, to support routine testing as set forth in 6.2.4(B) preceding or AAT as set forth in 13.3.1(A)(2) preceding.

(B) The customer shall make the facilities to be tested available to the Telephone Company at times mutually agreed upon.

CenturyTel of the Gem State, Inc.
d/b/a CenturyLink
Access Service Catalog No. 3

Idaho Public Utilities Commission
Office of the Secretary
ACCEPTED FOR FILING
July 2, 2013
Boise, Idaho

Original Page 13-6

Issued: May 31, 2013

Effective: July 2, 2013

ACCESS SERVICE

13. Additional Engineering, Additional Labor and Miscellaneous Services (Cont'd)

13.3 Miscellaneous Services (Cont'd)

13.3.1 Testing Services (Cont'd)

(B) Special Access Service

The Telephone Company will provide assistance in performing specific tests requested by the customer.

(1) Additional Cooperative Acceptance Testing

When a customer provides a technician at its premises or at an end user's premises, with suitable test equipment to perform the requested tests, the Telephone Company will provide a technician at its office for the purpose of conducting Additional Cooperative Acceptance Testing on Voice Grade Services. At the customer's request, the Telephone Company will provide a technician at the customer's premises or at the end user premises. These tests may, for example, consist of the following:

- Attenuation Distortion (i.e., frequency response)
- Intermodulation Distortion (i.e., harmonic distortion)
- Phase Jitter
- Impulse Noise
- Envelope Delay Distortion
- Echo Control
- Frequency Shift

(2) Additional Manual Testing

The Telephone Company will provide a technician at its premises, and the Telephone Company or customer will provide a technician at the customer's designated premises with suitable test equipment to perform the requested tests.

(3) Obligation of the Customer

When the customer subscribes to Testing Service as set forth in this section, the customer shall make the facilities to be tested available to the Telephone Company at times mutually agreed upon.

NOTICE
THE INFORMATION CONTAINED IN THIS DOCUMENT IS SUBJECT TO CHANGE.
TRANSMITTAL NO. 13-01A

**CenturyTel of the Gem State, Inc.
d/b/a CenturyLink
Access Service Catalog No. 3**

**Idaho Public Utilities Commission
Office of the Secretary
ACCEPTED FOR FILING
July 2, 2013
Boise, Idaho**

Original Page 13-7

Issued: May 31, 2013

Effective: July 2, 2013

ACCESS SERVICE

13. Additional Engineering, Additional Labor and Miscellaneous Services (Cont'd)

13.3 Miscellaneous Services (Cont'd)

13.3.2 Maintenance of Service

- (A) When a customer reports a trouble to the Telephone Company for clearance and no trouble is found in the Telephone Company's facilities, the customer shall be responsible for payment of a Maintenance of Service charge as set forth in Section 17 following for the period of time from when Telephone Company personnel are dispatched, at the request of the customer, to the customer designated premises to when the work is completed. Failure of Telephone Company personnel to find trouble in Telephone Company facilities will result in no charge if the trouble is actually in those facilities, but not discovered at the time.
- (B) The customer shall be responsible for payment of a Maintenance of Service charge when the Telephone Company dispatches personnel to the customer designated premises, and the trouble is in equipment or communications systems provided by other than the Telephone Company or in decataloged CPE provided by the Telephone Company.

In either (A) or (B) preceding, no credit allowance will be applicable for the interruption involved if the Maintenance of Service Charge applies.

13.3.3 Telecommunications Service Priority - TSP

- (A) Priority installation and/or restoration of National Security Emergency Preparedness (NSEP) telecommunications services shall be provided in accordance with Part 64.401, Appendix A, of the Federal Communications Commission's (FCC's) Rules and Regulations.

In addition, TSP System service shall be provided in accordance with the guidelines set forth in "Telecommunications Service Priority (TSP) System for National Security Emergency Preparedness (NSEP) Service Vendor Handbook" (NCSH 3-1-2) dated July 9, 1990, and "Telecommunications Service Priority System for National Security Emergency Preparedness Service User Manual" (NCSM 3-1-1).

The TSP System is a service, developed to meet the requirements of the Federal Government, as specified in the Service Vendor's Handbook and Service User's Manual which provides the regulatory, administrative and operational framework for the priority installation and/or restoration of NSEP telecommunications services. These include both Switched and Special Access Services. The TSP System applies only to NSEP telecommunications services, and requires and authorizes priority action by the Telephone Company providing such services.

For Switched Access Service, the TSP System's applicability is limited to those services which the Telephone Company can discreetly identify for priority provisioning and/or restoration.

NOTICE
THE INFORMATION CONTAINED IN THIS DOCUMENT IS SUBJECT TO CHANGE.
TRANSMITTAL NO. 13-01A

CenturyTel of the Gem State, Inc.
d/b/a CenturyLink
Access Service Catalog No. 3

Idaho Public Utilities Commission
Office of the Secretary
ACCEPTED FOR FILING
July 2, 2013
Boise, Idaho
Original Page 13-8

Issued: May 31, 2013

Effective: July 2, 2013

ACCESS SERVICE

13. Additional Engineering, Additional Labor and Miscellaneous Services (Cont'd)

13.3 Miscellaneous Services (Cont'd)

13.3.3 Telecommunications Service Priority - TSP (Cont'd)

- (B) A Telecommunications Service Priority charge applies as set forth in Section 17 when a request to provide or change a Telecommunications Service Priority is received subsequent to the issuance of an Access Order to install the service.

Additionally, a Miscellaneous Service Order Charge as set forth in Section 17 will apply to Telecommunications Service Priority requests that are ordered subsequent to the initial installation of the associated access service.

A Telecommunications Service Priority charge does not apply when a Telecommunications Service Priority is discontinued or when ordered coincident with an Access Order to install or change service.

In addition, Additional Labor rates as set forth in Section 17 may be applicable when provisioning or restoring Switched or Special Access Services with Telecommunications Service Priority.

When the customer requests an audit or a reconciliation of the Telephone Company's Telecommunications Service Priority records, a Miscellaneous Service Order Charge and Additional Labor rates as set forth in Section 17 are applicable.

NOTICE
THE INFORMATION CONTAINED IN THIS DOCUMENT IS SUBJECT TO CHANGE.
TRANSMITTAL NO. 13-01A

CenturyTel of the Gem State, Inc.
d/b/a CenturyLink
Access Service Catalog No. 3

Idaho Public Utilities Commission
Office of the Secretary
ACCEPTED FOR FILING
July 2, 2013
Boise, Idaho

Original Page 13-9

Issued: May 31, 2013

Effective: July 2, 2013

ACCESS SERVICE

13. Additional Engineering, Additional Labor and Miscellaneous Services (Cont'd)

13.4 Presubscription

(A) IntraLATA Dialing Parity

- (1) IntraLATA Dialing Parity is available with FGD, Operator or Traditional signaling. When intraLATA Dialing Parity is made available in an end office at some time after the end office has converted to intraLATA equal access, the balloting and allocation process for the intraLATA Dialing Parity will not apply.

A single line end user or agent must select only one Interexchange Carrier (IC) as an intraLATA primary interexchange carrier (IPIC). Multiline end users or agents and multiline hunt group end users or agents have two options in selecting an IPIC. Under option one, an end user or agent may select one IC for all its lines. Under option two, an end user or agent may designate specific lines to different ICs.

An IC obtaining service commitments from end users and agents directly must provide an IC End User and Agent List to the Telephone Company accompanied by a document certifying that the IC does have end user and agent signed statements. The Telephone Company will process all IC End User and Agent Lists that are received 30 days prior to conversion of an end office to equal access.

- (2) When a discrepancy is determined regarding an end user's or agent's designation of an IPIC, the IC whose letter of agency bears the latest authorization date shall become the end user's or agent's IPIC.

NOTICE
THE INFORMATION CONTAINED IN THIS DOCUMENT IS SUBJECT TO CHANGE.
TRANSMITTAL NO. 13-01A

CenturyTel of the Gem State, Inc.
d/b/a CenturyLink
Access Service Catalog No. 3

Idaho Public Utilities Commission
Office of the Secretary
ACCEPTED FOR FILING
July 2, 2013
Boise, Idaho

Original Page 13-10

Issued: May 31, 2013

Effective: July 2, 2013

ACCESS SERVICE

13. Additional Engineering, Additional Labor and Miscellaneous Services (Cont'd)

13.4 Presubscription (Cont'd)

(A) IntraLATA Dialing Parity (Cont'd)

(3) IntraLATA Presubscription Change Charge Application

- (a) End users and agents making their initial IPIC selections during the four months following the applicable end office conversion date are not subject to a presubscription charge.

Within the four months after the applicable end office conversion to equal access, an end user or agent may elect to change to another IPIC at no charge once during that period. After the four month period has elapsed, a nonrecurring charge as set forth in (5)(a) following will apply.

As specified above, a nonrecurring charge will apply for subsequent changes to the end user's selection of a predesignated IC (PIC), including the establishment or removal of a no PIC selection. The nonrecurring charge to process a PIC change request is bifurcated into four (4) separate nonrecurring charges and applies as follows:

- (1) A nonrecurring charge, as set forth in Section 17.6.3(H)(1), following, applies when the PIC change request is submitted to the Telephone Company through manual methods.
- (2) A nonrecurring charge, as set forth in Section 17.6.3(H)(2), following, applies when the PIC change request is submitted to the Telephone Company through electronic methods.
- (3) A nonrecurring charge, as set forth in Section 17.6.3(H)(3), following, applies to the PIC change when a request submitted to the Telephone Company through manual methods requests a simultaneous change to both the interLATA PIC and intraLATA PIC selections.
- (4) A nonrecurring charge, as set forth in Section 17.6.3(H)(4), following, applies to the PIC change when a request submitted to the Telephone Company through electronic methods requests a simultaneous change to both the interLATA PIC and intraLATA PIC selections.

As used above, manual methods are (i) all personal interaction between an end user, or a person acting on behalf of the end user, and a Telephone Company employee and (ii) any facsimile or written submissions from an end user, or a person acting on behalf of the end user, to a Telephone Company service center. Electronic methods shall include all other methods. If a PIC change request utilizing an electronic method results in manual processing, the electronic nonrecurring charge shall apply upon completion of the request.

NOTICE
THE INFORMATION CONTAINED IN THIS DOCUMENT IS SUBJECT TO CHANGE.
TRANSMITTAL NO. 13-01A

CenturyTel of the Gem State, Inc.
d/b/a CenturyLink
Access Service Catalog No. 3

Idaho Public Utilities Commission
Office of the Secretary
ACCEPTED FOR FILING
July 2, 2013
Boise, Idaho

Original Page 13-11

Issued: May 31, 2013

Effective: July 2, 2013

ACCESS SERVICE

13. Additional Engineering, Additional Labor and Miscellaneous Services (Cont'd)

13.4 Presubscription (Cont'd)

(A) IntraLATA Dialing Parity (Cont'd)

(3) IntraLATA Presubscription Change Charge Application

- (b) New end users and agents, who will be served by end offices equipped with equal access, will be asked to select an IPIC at the time they place an order with the Telephone Company for Telephone Exchange Service. New end users and agents will be offered a list of participating carriers to aid in their selection of an IPIC. There will be no charge for this initial selection.

After the end user's or agent's initial IPIC selection, the end user or agent may elect to change to another IPIC at no charge once during the four month period. After the four month period has elapsed, a charge as set forth in (5)(a) following, applies.

- (c) New end users who do not select an IPIC must dial an access code to route their intraLATA toll calls until they make a selection.

NOTICE
THE INFORMATION CONTAINED IN THIS DOCUMENT IS SUBJECT TO CHANGE.
TRANSMITTAL NO. 13-01A

CenturyTel of the Gem State, Inc.
d/b/a CenturyLink
Access Service Catalog No. 3

Idaho Public Utilities Commission
Office of the Secretary
ACCEPTED FOR FILING
July 2, 2013
Boise, Idaho

Original Page 13-12

Issued: May 31, 2013

Effective: July 2, 2013

ACCESS SERVICE

13. Additional Engineering, Additional Labor and Miscellaneous Services (Cont'd)

13.5 Blocking Service

13.5.1 International Blocking Service

The Telephone Company will provide International Blocking Service to customers who obtain local exchange service from the Telephone Company under its general or local exchange catalogs and to customers who obtain Feature Group A Switched Access service under this catalog. This service is only provided at appropriately equipped Telephone Company end offices. Those offices providing International Blocking Service are identified in NATIONAL EXCHANGE CARRIER ASSOCIATION, INC. TARIFF F.C.C. NO. 4.

On each line or trunk for which International Blocking Service is ordered, the Telephone Company will block all direct dialed international calls that use the call sequence of 011+ or 10XXX-011+ or 101XXXX-011+. When capable, the Telephone Company will route the blocked calls to a recorded message.

An International Blocking Service charge as set forth in Section 17 following is applicable for each new or existing exchange line or trunk or Feature Group A Switched Access line to which International Blocking Service is added or removed. This charge does not apply when blocking is removed from an exchange line or trunk or Feature Group A Switched Access line at the same time that it is disconnected.

NOTICE
THE INFORMATION CONTAINED IN THIS DOCUMENT IS SUBJECT TO CHANGE.
TRANSMITTAL NO. 13-01A

CenturyTel of the Gem State, Inc.
d/b/a CenturyLink
Access Service Catalog No. 3

Idaho Public Utilities Commission
Office of the Secretary
ACCEPTED FOR FILING
July 2, 2013
Boise, Idaho
Original Page 13-13

Issued: May 31, 2013

Effective: July 2, 2013

ACCESS SERVICE

13. Additional Engineering, Additional Labor and Miscellaneous Services (Cont'd)

13.5 Blocking Service (Cont'd)

13.5.1 International Blocking Service (Cont'd)

A Miscellaneous Service Order Charge as set forth in Section 17 will apply to orders adding or removing International Blocking Service that are placed subsequent to the initial installation of the associated exchange line(s) or trunk(s) or Feature Group A Switched Access line(s). This charge does not apply when blocking is removed from an exchange line or trunk or Feature Group A Switched Access line at the same time that it is disconnected.

13.5.2 900 Blocking Service

The Telephone Company will provide 900 Blocking Service to customers who obtain local exchange service from the Telephone Company under its general or local exchange catalogs and to customers who obtain Feature Group A Switched Access service under this catalog. This service is only provided at appropriately equipped end offices. Those offices providing 900 Blocking Service are identified in NATIONAL EXCHANGE CARRIER ASSOCIATION, INC. TARIFF F.C.C. NO. 4.

On each line or trunk for which 900 Blocking Service is ordered, the Telephone Company will block all direct dialed calls placed to a 900 number. When capable, the Telephone Company will route the blocked calls to a recorded message.

A Blocking Service charge as set forth in Section 17 following is applicable when ordered by the end user customer with the following exception:

- Blocking access to 900 Service is offered to all subscribers at no charge at the time telephone service is established at a new number and for 60 days thereafter.

The Blocking Service charge is applied for each line, trunk or Feature Group A Switched Access service to which 900 Blocking Service is added or removed. Requests by subscribers to remove 900 Blocking Service must be in writing. This charge does not apply when blocking is removed from an exchange line or trunk or Feature Group A Switched Access line at the same time that it is disconnected.

NOTICE
THE INFORMATION CONTAINED IN THIS DOCUMENT IS SUBJECT TO CHANGE.
TRANSMITTAL NO. 13-01A

**CenturyTel of the Gem State, Inc.
d/b/a CenturyLink
Access Service Catalog No. 3**

**Idaho Public Utilities Commission
Office of the Secretary
ACCEPTED FOR FILING
July 2, 2013
Boise, Idaho**

Original Page 14-1

Issued: May 31, 2013

Effective: July 2, 2013

ACCESS SERVICE

14. THIS SECTION RESERVED FOR FUTURE USE

**NOTICE
THE INFORMATION CONTAINED IN THIS DOCUMENT IS SUBJECT TO CHANGE.
TRANSMITTAL NO. 13-01A**

CenturyTel of the Gem State, Inc.
d/b/a CenturyLink
Access Service Catalog No. 3

Idaho Public Utilities Commission
Office of the Secretary
ACCEPTED FOR FILING
July 2, 2013
Boise, Idaho

Original Page 15-1

Issued: May 31, 2013

Effective: July 2, 2013

ACCESS SERVICE

15. Access Service Interfaces and Transmission Specifications

15.1 contains Switched Access Service Options (which are comprised of Interface Groups, Supervisory Signaling, Entry Switch Receive Level and Local Transport Termination) and Transmission Specifications. 15.2 describes Special Access Service Network Channel (NC) codes and Network Channel Interface (NCI) codes.

15.1 Switched Access Service

Ten Interface Groups are provided for terminating the Local Transport Entrance Facility at the customer's designated premises. Each Interface Group provides a specified premises interface (e.g., two-wire, four-wire, DS1, etc.). Where transmission facilities permit, and at the option of the customer, the Entrance Facility may be provided with optional features as set forth in 15.1.1 following.

As a result of the customer's access order and the type of Telephone Company transport facilities serving the customer designated premises, the need for signaling conversions or two-wire to four-wire conversions, or the need to terminate digital or high frequency facilities in channel bank equipment may require that Telephone Company equipment be placed at the customer designated premises. For example, if a voice frequency interface is ordered by the customer and the Telephone Company facilities serving the customer designated premises are digital, then Telephone Company channel bank equipment must be placed at the customer designated premises in order to provide the voice frequency interface ordered by the customer.

15.1.1 Local Transport Interface Groups

Interface Groups are combinations of technical parameters which describe the Telephone Company handoff at the point of termination at the customer designated premises. The technical specifications concerning the available interface groups are set forth in (A) through (D) following.

NOTICE
THE INFORMATION CONTAINED IN THIS DOCUMENT IS SUBJECT TO CHANGE.
TRANSMITTAL NO. 13-01A

CenturyTel of the Gem State, Inc.
d/b/a CenturyLink
Access Service Catalog No. 3

Idaho Public Utilities Commission
Office of the Secretary
ACCEPTED FOR FILING
July 2, 2013
Boise, Idaho

Original Page 15-2

Issued: May 31, 2013

Effective: July 2, 2013

ACCESS SERVICE

15. Access Service Interfaces and Transmission Specifications (Cont'd)

15.1 Switched Access Service (Cont'd)

15.1.1 Local Transport Interface Groups (Cont'd)

Interface Group 1 is provided with Type C Transmission Specifications, as set forth in 15.1.2(C) following, and Interface Groups 2 through 10 are provided with Type A or B Transmission Specifications, as set forth respectively in 15.1.2(E) and (F) following, depending on the Feature Group and whether the Access Service is routed directly or through an access tandem. All Interface Groups are provided with Data Transmission Parameters.

Only certain premises interfaces are available at the customer designated premises. The premises interfaces associated with the Interface Groups may vary among Feature Groups.

(A) Interface Group 1

Interface Group 1, except as set forth in the following, provides two-wire voice frequency transmission at the point of termination at the customer designated premises. The interface is capable of transmission of voice and associated telephone signals within the frequency bandwidth of approximately 300 to 3000 Hz.

Interface Group 1 is not provided in association with FGC and FGD when the first point of switching is an access tandem. In addition, Interface Group 1 is not provided in association with FGB, FGC or FGD when the first point of switching provides only four-wire terminations.

NOTICE
THE INFORMATION CONTAINED IN THIS DOCUMENT IS SUBJECT TO CHANGE.
TRANSMITTAL NO. 13-01A

CenturyTel of the Gem State, Inc.
d/b/a CenturyLink
Access Service Catalog No. 3

Idaho Public Utilities Commission
Office of the Secretary
ACCEPTED FOR FILING
July 2, 2013
Boise, Idaho
Original Page 15-3

Issued: May 31, 2013

Effective: July 2, 2013

ACCESS SERVICE

15. Access Service Interfaces and Transmission Specifications (Cont'd)

15.1 Switched Access Service (Cont'd)

15.1.1 Local Transport Interface Groups (Cont'd)

(A) Interface Group 1 (Cont'd)

The transmission path between the point of termination at the customer designated premises and the customer's serving wire center may be comprised of any form or configuration of plant capable of and typically used in the telecommunications industry for the transmission of voice and associated telephone signals within the frequency bandwidth of 300 to 3000 Hz.

The interface is provided with loop supervisory signaling. When the interface is associated with FGA, such signaling will be loop start or ground start signaling. When the interface is associated with FGB, FGC or FGD, such signaling, except for two-way calling which is E&M signaling, will be reverse battery signaling.

(B) Interface Group 2

Interface Group 2 provides four-wire voice frequency transmission at the point of termination at the customer designated premises. The interface is capable of transmission of voice and associated telephone signals within the frequency bandwidth of approximately 300 to 3000 Hz.

The transmission path between the point of termination at the customer designated premises and the customer's serving wire center may be comprised of any form or configuration of plant capable of and typically used in the telecommunications industry for the transmission of voice and associated telephone signals within the frequency bandwidth of approximately 300 to 3000 Hz.

NOTICE
THE INFORMATION CONTAINED IN THIS DOCUMENT IS SUBJECT TO CHANGE.
TRANSMITTAL NO. 13-01A

CenturyTel of the Gem State, Inc.
d/b/a CenturyLink
Access Service Catalog No. 3

Issued: May 31, 2013

Effective: July 2, 2013

ACCESS SERVICE

15. Access Service Interfaces and Transmission Specifications (Cont'd)

15.1 Switched Access Service (Cont'd)

15.1.1 Local Transport Interface Groups (Cont'd)

(B) Interface Group 2 (Cont'd)

The interface is provided with loop supervisory signaling. When the interface is associated with FGA, such signaling will be loop start or ground start signaling. When the interface is associated with FGB, FGC or FGD, such signaling, except for two-way calling which is E&M signaling, will be reverse battery signaling.

(C) Interface Groups 3 through 5

Interface Groups 3 through 5 provide analog transmission at the point of termination at the customer designated premises. The various interfaces are capable of transmitting electrical signals at the frequencies illustrated following, with the capability to channelize voice frequency transmission paths. Certain frequencies within the bandwidth of the Interface Groups are reserved for Telephone Company use, e.g., pilot and carrier group alarm tones. Before the first point of switching, the Telephone Company will provide multiplex equipment to derive the transmission paths of frequency bandwidth of approximately 300 to 3000 Hz.

The interfaces are provided with individual transmission path SF supervisory signaling.

<u>Interface Group</u> <u>Identification No.</u>	<u>Transmission</u> <u>Frequency Bandwidth</u>	<u>Analog</u> <u>Hierarchy Level</u>	<u>Maximum No. of</u> <u>Channelized Voice</u> <u>Freq. Trans. Paths</u>
3	60 - 108 kHz	Group	12
4	312 - 552 kHz	Supergroup	60
5	564 - 3084 kHz	Mastergroup	600

CenturyTel of the Gem State, Inc.
d/b/a CenturyLink
Access Service Catalog No. 3

Issued: May 31, 2013

Effective: July 2, 2013

ACCESS SERVICE

15. Access Service Interfaces and Transmission Specifications (Cont'd)

15.1 Switched Access Service (Cont'd)

15.1.1 Local Transport Interface Groups (Cont'd)

(D) Interface Groups 6 through 10

Interface Groups 6 through 10 provide digital transmission at the point of termination at the customer designated premises. The various interfaces are capable of transmitting electrical signals at the nominal bit rates illustrated following, with the capability to channelize voice frequency transmission paths. Before the first point of switching, when analog switching utilizing analog terminations is provided, the Telephone Company will provide multiplex and channel bank equipment to derive transmission paths of a frequency bandwidth of approximately 300 to 3000 Hz. When digital switching or analog switching with digital carrier terminations is provided, the Telephone Company will provide, a DS1 signal(s) in D3/D4 format.

The interfaces are provided with individual transmission path bit stream supervisory signaling.

<u>Interface Group Identification No.</u>	<u>Nominal Bit Rate (Mbps)</u>	<u>Digital Hierarchy Level</u>	<u>Max. No. of Channelized Voice Freq. Trans. Paths</u>
6	1.544	DS1	24
9	44.736	DS3	672

CenturyTel of the Gem State, Inc.
d/b/a CenturyLink
Access Service Catalog No. 3

Idaho Public Utilities Commission
Office of the Secretary
ACCEPTED FOR FILING
July 2, 2013
Boise, Idaho

Original Page 15-6

Issued: May 31, 2013

Effective: July 2, 2013

ACCESS SERVICE

15. Access Service Interfaces and Transmission Specifications (Cont'd)

15.1 Switched Access Service (Cont'd)

15.1.1 Local Transport Interface Groups (Cont'd)

(E) Local Transport Optional Features

Where transmission facilities permit, the Telephone Company will, at the option of the customer, provide the following features in association with Local Transport. An Access Order Charge as specified in 17.4.1(A) following is applicable on a per order basis when nonchargeable optional features are added subsequent to the installation of service.

- Customer Specified Entry Switch Receive Level

Customer Specified Entry Switch Receive Level allows the customer to specify the receive transmission level at the first point of switching. The range of transmission levels which may be specified is described in Technical Reference TR-NPL-000334. This feature is available with Interface Groups 2 through 10 for Feature Groups A and B.

- Customer Specification of Local Transport Termination

Customer Specification of Local Transport Termination allows the customer to specify, for Feature Group B routed directly to an end office or access tandem, a four-wire termination of the Local Transport at the first point of switching in lieu of a Telephone Company selected two-wire termination. This option is available only when the Feature Group B arrangement is provided with Type B Transmission Specifications.

- Supervisory Signaling

Supervisory Signaling allows the customer to order an optional supervisory signaling arrangement for each transmission path provided where the transmission parameters permit, and where signaling conversion is required by the customer to meet its signaling capability.

NOTICE
THE INFORMATION CONTAINED IN THIS DOCUMENT IS SUBJECT TO CHANGE.
TRANSMITTAL NO. 13-01A

CenturyTel of the Gem State, Inc.
d/b/a CenturyLink
Access Service Catalog No. 3

Issued: May 31, 2013

Effective: July 2, 2013

ACCESS SERVICE

15. Access Service Interfaces and Transmission Specifications (Cont'd)

15.1 Switched Access Service (Cont'd)

15.1.1 Local Transport Interface Groups (Cont'd)

(E) Local Transport Optional Features (Cont'd)

The Interface Groups, as described in (A) through (D) preceding, represent industry standard arrangements. Where transmission parameters permit, the customer may select the following optional signaling arrangements in place of the signaling arrangements standardly associated with the Interface Groups.

- For Interface Groups 1 and 2 associated with FGB, FGC or FGD

DX Supervisory Signaling,
E&M Type I Supervisory Signaling,
E&M Type II Supervisory Signaling, or
E&M Type III Supervisory Signaling

- For Interface Group 2 associated with FGB, FGC or FGD and in addition to the preceding

SF Supervisory Signaling, or
Tandem Supervisory Signaling

- For Interface Groups 3 through 5

Optional Supervisory Signaling Not Available

- For Interface Groups 6 through 10

These Interface Groups may, at the option of the customer, be provided with individual transmission path SF supervisory signaling where such signaling is available in Telephone Company central offices. Generally such signaling is available only where the first point of switching provides an analog (i.e., non-digital) interface to the transport termination.

These optional Supervisory Signaling arrangements not available in combination with the SS7 optional feature as described in 6.8.2(C)(2) preceding.

Additionally, in (F) following, there is a matrix of available Premises Interface Codes as a function of Interface Group, Telephone Company Switch Supervisory Signaling and Feature Group.

**CenturyTel of the Gem State, Inc.
d/b/a CenturyLink
Access Service Catalog No. 3**

Issued: May 31, 2013

Effective: July 2, 2013

ACCESS SERVICE

15. Access Service Interfaces and Transmission Specifications (Cont'd)

15.1 Switched Access Service (Cont'd)

15.1.1 Local Transport Interface Groups (Cont'd)

(F) Available Premises Interface Codes

Following is a matrix showing premises interface codes which are available for each Interface Group. Their availability is a function of the Telephone Company switch supervisory signaling and Feature Group. For explanations of these codes, see the Parameter Codes and Options as set forth in 15.2.2(A) following.

<u>Interface Group</u>	<u>Telephone Company Switch Supervisory Signaling</u>	<u>Premises Interface Code</u>	<u>Feature Group</u>				
			<u>A</u>	<u>B</u>	<u>C</u>	<u>D</u>	
1	LO	2LS2	X				
	LO	2LS3	X				
	GO	2GS2	X				
	GO	2GS3	X				
	LO, GO	2DX3	X				
	LO, GO	4EA3-E	X				
	LO, GO	4EA3-M	X				
	LO, GO	6EB3-E	X				
	LO, GO	6EB3-M	X				
	RV, EA, EB, EC	2DX3		X	X	X	
	RV, EA, EB, EC	4EA3-E		X	X	X	
	RV, EA, EB, EC	4EA3-M		X	X	X	
	RV, EA, EB, EC	6EB3-E		X	X	X	
	RV, EA, EB, EC	6EB3-M		X	X	X	
	EA, EB, EC	6EC3			X	X	
	RV	2RV3-0			X	X	
	RV	2RV3-T		X	X	X	
	SS7	2NO2			X	X	
	2	LO, GO	4SF2	X			
		LO, GO	4SF3	X			
LO		4LS2	X				
LO		4LS3	X				
LO		6LS2	X				

NOTICE
THE INFORMATION CONTAINED IN THIS DOCUMENT IS SUBJECT TO CHANGE.
TRANSMITTAL NO. 13-01A

**CenturyTel of the Gem State, Inc.
d/b/a CenturyLink
Access Service Catalog No. 3**

Issued: May 31, 2013

Effective: July 2, 2013

ACCESS SERVICE

15. Access Service Interfaces and Transmission Specifications (Cont'd)

15.1 Switched Access Service (Cont'd)

15.1.1 Local Transport Interface Groups (Cont'd)

(F) Available Premises Interface Codes (Cont'd)

<u>Interface Group</u>	<u>Telephone Company Switch Supervisory Signaling</u>	<u>Premises Interface Code</u>	<u>Feature Group</u>			
			<u>A</u>	<u>B</u>	<u>C</u>	<u>D</u>
2 (Cont'd)	GO	4GS2	X			
	GO	4GS3	X			
	GO	6GS2	X			
	LO, GO	4DX2	X			
	LO, GO	4DX3	X			
	LO, GO	6EA2-E	X			
	LO, GO	6EA2-M	X			
	LO, GO	8EB2-E	X			
	LO, GO	8EB2-M	X			
	LO, GO	6EX2-B	X			
	RV, EA, EB, EC	4SF2		X	X	X
	RV, EA, EB, EC	4SF3		X		
	RV, EA, EB, EC	4DX2		X	X	X
	RV, EA, EB, EC	4DX3		X		
	RV, EA, EB, EC	6DX2			X	
	RV, EA, EB, EC	6EA2-E		X	X	X
	RV, EA, EB, EC	6EA2-M		X	X	X
	RV, EA, EB, EC	8EB2-E		X	X	X
	RV, EA, EB, EC	8EB2-M		X	X	X
	EA, EB, EC	8EC2-M			X	X
	RV	4RV2-O		X	X	X
	RV	4RV2-T		X	X	X
	RV	4RV3-O		X	X	
RV	4RV3-T		X	X		
SS7	4NO2			X	X	
3	LO, GO	4AH5-B	X			
	RV, EA, EB, EC	4AH5-B		X	X	X
	SS7	4AH5-B			X	X
4	LO, GO	4AH6-C	X			
	RV, EA, EB, EC	4AH6-C		X	X	X
	SS7	4AH6-C			X	X
5	LO, GO	4AH6-D	X			
	RV, EA, EB, EC	4AH6-D		X	X	X
	SS7	4AH6-D			X	X

NOTICE
THE INFORMATION CONTAINED IN THIS DOCUMENT IS SUBJECT TO CHANGE.
TRANSMITTAL NO. 13-01A

**CenturyTel of the Gem State, Inc.
d/b/a CenturyLink
Access Service Catalog No. 3**

Issued: May 31, 2013

Effective: July 2, 2013

ACCESS SERVICE

- 15. Access Service Interfaces and Transmission Specifications (Cont'd)
- 15.1 Switched Access Service (Cont'd)
- 15.1.1 Local Transport Interface Groups (Cont'd)

(F) Available Premises Interface Codes (Cont'd)

Interface Group	Telephone Company Switch Supervisory Signaling	Premises Interface Code	Feature Group			
			A	B	C	D
6	LO, GO	4DS9-15	X			
	LO, GO	4DS9-15L	X			
	RV, EA, EB, EC	4DS9-15		X	X	X
	RV, EA, EB, EC	4DS9-15L		X	X	X
	SS7	4DS9-15			X	X
7	LO, GO	4DS9-31	X			
	LO, GO	4DS9-31L	X			
	RV, EA, EB, EC	4DS9-31		X	X	X
	RV, EA, EB, EC	4DS9-31L		X	X	X
	SS7	4DS9-31			X	X
8	LO, GO	4DS0-63	X			
	LO, GO	4DS0-63L	X			
	RV, EA, EB, EC	4DS0-63		X	X	X
	RV, EA, EB, EC	4DS0-63L		X	X	X
	SS7	4DS0-63			X	X
9	LO, GO	4DS6-44	X			
	LO, GO	4DS6-44L	X			
	RV, EA, EB, EC	4DS6-44		X	X	X
	RV, EA, EB, EC	4DS6-44L		X	X	X
	SS7	4DS6-44			X	X
10	LO, GO	4DS6-27	X			
	LO, GO	4DS6-27L	X			
	RV, EA, EB, EC	4DS6-27		X	X	X
	RV, EA, EB, EC	4DS6-27L		X	X	X
	SS7	4DS6-27			X	X

NOTICE
THE INFORMATION CONTAINED IN THIS DOCUMENT IS SUBJECT TO CHANGE.
TRANSMITTAL NO. 13-01A

CenturyTel of the Gem State, Inc.
d/b/a CenturyLink
Access Service Catalog No. 3

Idaho Public Utilities Commission
Office of the Secretary
ACCEPTED FOR FILING
July 2, 2013
Boise, Idaho

Original Page 15-11

Issued: May 31, 2013

Effective: July 2, 2013

ACCESS SERVICE

15. Access Service Interfaces and Transmission Specifications (Cont'd)

15.1 Switched Access Service (Cont'd)

15.1.2 Standard Transmission Specifications

Descriptions of the transmission specifications available with each Feature Group as a function of the Interface Group selected by the customer, are set forth in (A) through (D) following. Descriptions of each of these Standard Transmission Specifications and the two Data Transmission Parameters mentioned are set forth respectively in (E) through (G) and 15.1.3(A) and (B) following:

(A) Feature Group A

FGA is provided with either Type B or Type C Transmission Specifications. The specifications for the associated parameters are guaranteed to the first point of switching. Type C Transmission Specifications are provided with Interface Group 1 and Type B is provided with Interface Groups 2 through 10. Type DB Data Transmission Parameters are provided with FGA to the first point of switching.

(B) Feature Group B

FGB is provided with either Type B or Type C Transmission Specifications. The specifications for the associated parameters are guaranteed to the end office when routed directly or to the first point of switching when routed via an access tandem. Type C Transmission Specifications are provided with Interface Group 1 and Type B is provided with Interface Groups 2 through 10. Type DB Data Transmission Parameters are provided with FGB to the first point of switching.

NOTICE
THE INFORMATION CONTAINED IN THIS DOCUMENT IS SUBJECT TO CHANGE.
TRANSMITTAL NO. 13-01A

CenturyTel of the Gem State, Inc.
d/b/a CenturyLink
Access Service Catalog No. 3

Idaho Public Utilities Commission
Office of the Secretary
ACCEPTED FOR FILING
July 2, 2013
Boise, Idaho

Original Page 15-12

Issued: May 31, 2013

Effective: July 2, 2013

ACCESS SERVICE

15. Access Service Interfaces and Transmission Specifications (Cont'd)

15.1 Switched Access Service (Cont'd)

15.1.2 Standard Transmission Specifications (Cont'd)

(C) Feature Group C

FGC is provided with either Type B or Type C Transmission Specifications as follows:

- When routed directly to the end office either Type B or Type C is provided.
- When routed to an access tandem only Type B is provided.
- Type B or Type C is provided on the transmission path from the access tandem to the end office.

Type C Transmission Specifications are provided with Interface Group 1 when routed directly to an end office. Type B is provided with Interface Groups 2 through 10, whether routed directly to an end office or to an access tandem.

Type DB Data Transmission Parameters are provided with FGC for the transmission path between the customer designated premises and the end office when directly routed to the end office, and between the customer designated premises and the access tandem and between the access tandem and the end office when routed via an access tandem.

NOTICE
THE INFORMATION CONTAINED IN THIS DOCUMENT IS SUBJECT TO CHANGE.
TRANSMITTAL NO. 13-01A

CenturyTel of the Gem State, Inc.
d/b/a CenturyLink
Access Service Catalog No. 3

Idaho Public Utilities Commission
Office of the Secretary
ACCEPTED FOR FILING
July 2, 2013
Boise, Idaho

Original Page 15-13

Issued: May 31, 2013

Effective: July 2, 2013

ACCESS SERVICE

15. Access Service Interfaces and Transmission Specifications (Cont'd)

15.1 Switched Access Service (Cont'd)

15.1.2 Standard Transmission Specifications (Cont'd)

(D) Feature Group D

FGD is provided with either Type A, Type B or Type C Transmission Specifications as follows:

- When routed to the end office either Type B or C is provided.
- When routed to an access tandem only Type A is provided.
- Type A is provided on the transmission path from the access tandem to the end office.

Type C Transmission Specifications are provided with Interface Group 1. Type A and Type B Transmission Specifications are provided with Interface Groups 2 through 10.

Type DB Data Transmission Parameters are provided with FGD for the transmission path between the customer designated premises and the end office when directly routed to the end office. Type DA Data Transmission Parameters are provided for the transmission path between the customer designated premises and the access tandem and between the access tandem and the end office when routed via an access tandem.

(E) Type A Transmission Specifications

Type A Transmission Specifications is provided with the following parameters:

(1) Loss Deviation

The maximum Loss Deviation of the 1004 Hz loss relative to the Expected Measured Loss (EML) is ± 2.0 dB.

NOTICE
THE INFORMATION CONTAINED IN THIS DOCUMENT IS SUBJECT TO CHANGE.
TRANSMITTAL NO. 13-01A

CenturyTel of the Gem State, Inc.
d/b/a CenturyLink
Access Service Catalog No. 3

Idaho Public Utilities Commission
Office of the Secretary
ACCEPTED FOR FILING
July 2, 2013
Boise, Idaho

Original Page 15-14

Issued: May 31, 2013

Effective: July 2, 2013

ACCESS SERVICE

15. Access Service Interfaces and Transmission Specifications (Cont'd)

15.1 Switched Access Service (Cont'd)

15.1.2 Standard Transmission Specifications (Cont'd)

(E) Type A Transmission Specifications (Cont'd)

(2) Attenuation Distortion

The maximum Attenuation Distortion in the 404 to 2804 Hz frequency band relative to the loss at 1004 Hz is -1.0 dB to +3.0 dB.

(3) C-Message Noise

The maximum C-Message Noise for the transmission path at the route miles listed is less than or equal to:

<u>Route Miles</u>	<u>C-Message Noise</u>
less than 50	32 dB _{rnCO}
51 to 100	34 dB _{rnCO}
101 to 200	37 dB _{rnCO}
201 to 400	40 dB _{rnCO}
401 to 1000	42 dB _{rnCO}

(4) C-Notch Noise

The maximum C-Notch Noise, utilizing a -16 dB_{mO} holding tone, is less than or equal to 45 dB_{rnCO}.

NOTICE
THE INFORMATION CONTAINED IN THIS DOCUMENT IS SUBJECT TO CHANGE.
TRANSMITTAL NO. 13-01A

CenturyTel of the Gem State, Inc.
d/b/a CenturyLink
Access Service Catalog No. 3

Issued: May 31, 2013

Effective: July 2, 2013

ACCESS SERVICE

15. Access Service Interfaces and Transmission Specifications (Cont'd)

15.1 Switched Access Service (Cont'd)

15.1.2 Standard Transmission Specifications (Cont'd)

(E) Type A Transmission Specifications (Cont'd)

(5) Echo Control

Echo Control, identified as Equal Level Echo Path Loss, and expressed as Echo Return Loss and Singing Return Loss, is dependent on the routing, i.e., whether the service is routed directly from the customer's point of termination (POT) to the end office or via an access tandem. It is equal to or greater than the following:

	<u>Echo Return Loss</u>	<u>Singing Return Loss</u>
POT to Access Tandem	21 dB	14 dB
POT to End Office		
- Direct	N/A	N/A
- Via Access Tandem	16 dB	11 dB

(6) Standard Return Loss

Standard Return Loss expressed as Echo Return Loss and Singing Return Loss on two-wire ports of a four-wire point of termination shall be equal to or greater than:

<u>Echo Return Loss</u>	<u>Singing Return Loss</u>
5 dB	2.5 dB

CenturyTel of the Gem State, Inc.
d/b/a CenturyLink
Access Service Catalog No. 3

Issued: May 31, 2013

Effective: July 2, 2013

ACCESS SERVICE

15. Access Service Interfaces and Transmission Specifications (Cont'd)

15.1 Switched Access Service (Cont'd)

15.1.2 Standard Transmission Specifications (Cont'd)

(F) Type B Transmission Specifications

Type B Transmission Specifications are provided with the following parameters:

(1) Loss Deviation

The maximum Loss Deviation of the 1004 Hz loss relative to the Expected Measured Loss (EML) is ± 2.5 dB.

(2) Attenuation Distortion

The maximum Attenuation Distortion in the 404 to 2804 Hz frequency band relative to loss at 1004 Hz is -2.0 dB to +4.0 dB.

(3) C-Message Noise

The maximum C-Message Noise for the transmission path at the route miles listed is less than or equal to:

<u>Route Miles</u>	<u>C-Message Noise*</u>	
	<u>Type B1</u>	<u>Type B2</u>
less than 50	32 dBrnCO	35 dBrnCO
51 to 100	33 dBrnCO	37 dBrnCO
101 to 200	35 dBrnCO	40 dBrnCO
201 to 400	37 dBrnCO	43 dBrnCO
401 to 1000	39 dBrnCO	45 dBrnCO

(4) C-Notch Noise

The maximum C-Notch Noise, utilizing a -16 dBm0 holding tone is less than or equal to 47 dBrnCO.

* For Feature Groups C and D only Type B2 will be provided. For Feature Groups A and B, Type B1 or B2 will be provided as set forth in Technical Reference TR-NPL-000334.

CenturyTel of the Gem State, Inc.
d/b/a CenturyLink
Access Service Catalog No. 3

Issued: May 31, 2013

Effective: July 2, 2013

ACCESS SERVICE

15. Access Service Interfaces and Transmission Specifications (Cont'd)

15.1 Switched Access Service (Cont'd)

15.1.2 Standard Transmission Specifications (Cont'd)

(F) Type B Transmission Specifications (Cont'd)

(5) Echo Control

Echo Control, identified as Impedance Balance for FGA and FGB and Equal Level Echo Path Loss for FGC and FGD, and expressed as Echo Return Loss (ERL) and Singing Return Loss (SRL), is dependent on the routing, i.e., whether the service is routed directly from the customer's point of termination (POT) to the end office or via an access tandem. The ERL and SRL also differ by Feature Group, type of termination, and type of transmission path. They are greater than or equal to the following:

	<u>Echo Return Loss</u>	<u>Singing Return Loss</u>
POT to Access Tandem		
- Terminated in 4-Wire trunk	21 dB	14 dB
- Terminated in 2-Wire trunk	16 dB	11 dB
POT to End Office		
- Direct	16 dB	11 dB
- Via Access Tandem		
- For FGB access	8 dB	4 dB
- For FGC access (Effective 4-Wire transmission path at end office)	16 dB	11 dB
- For FGC access (Effective 2-Wire transmission path at end office)	13 dB	6 dB

CenturyTel of the Gem State, Inc.
d/b/a CenturyLink
Access Service Catalog No. 3

Issued: May 31, 2013

Effective: July 2, 2013

ACCESS SERVICE

15. Access Service Interfaces and Transmission Specifications (Cont'd)

15.1 Switched Access Service (Cont'd)

15.1.2 Standard Transmission Specifications (Cont'd)

(F) Type B Transmission Specifications (Cont'd)

(6) Standard Return Loss

Standard Return Loss, expressed as Echo Return Loss and Singing Return Loss, on two-wire ports of a four-wire point of termination shall be equal to or greater than:

Echo Return Loss

Singing Return Loss

5 dB

2.5 dB

(G) Type C Transmission Specifications

Type C Transmission Specifications are provided with the following parameters:

(1) Loss Deviation

The maximum Loss Deviation of the 1004 Hz loss relative to the Expected Measured Loss (EML) is ± 3.0 dB.

(2) Attenuation Distortion

The maximum Attenuation Distortion in the 404 to 2804 Hz frequency band relative to loss at 1004 Hz is -2.0 dB to +5.5 dB.

CenturyTel of the Gem State, Inc.
d/b/a CenturyLink
Access Service Catalog No. 3

Issued: May 31, 2013

Effective: July 2, 2013

ACCESS SERVICE

15. Access Service Interfaces and Transmission Specifications (Cont'd)

15.1 Switched Access Service (Cont'd)

15.1.2 Standard Transmission Specifications (Cont'd)

(G) Type C Transmission Specifications (Cont'd)

(3) C-Message Noise

The maximum C-Message Noise for the transmission path at the route miles listed is less than or equal to:

<u>Route Miles</u>	<u>C-Message Noise*</u>	
	<u>Type C1</u>	<u>Type C2</u>
less than 50	32 dBrnCO	38 dBrnCO
51 to 100	33 dBrnCO	39 dBrnCO
101 to 200	35 dBrnCO	41 dBrnCO
201 to 400	37 dBrnCO	43 dBrnCO
401 to 1000	39 dBrnCO	45 dBrnCO

(4) C-Notch Noise

The maximum C-Notch Noise, utilizing a -16 dBm0 holding tone is less than or equal to 47 dBrnCO.

* For Feature Groups C and D only Type C2 will be provided. For Feature Groups A and B, Type C1 or C2 will be provided as set forth in Technical Reference TR-NPL-000334.

CenturyTel of the Gem State, Inc.
d/b/a CenturyLink
Access Service Catalog No. 3

Issued: May 31, 2013

Effective: July 2, 2013

ACCESS SERVICE

15. Access Service Interfaces and Transmission Specifications (Cont'd)

15.1 Switched Access Service (Cont'd)

15.1.2 Standard Transmission Specifications (Cont'd)

(G) Type C Transmission Specifications (Cont'd)

(5) Echo Control

Echo Control, identified as Return Loss and expressed as Echo Return Loss and Singing Return Loss is dependent on the routing, i.e., whether the service is routed directly from the customer's point of termination (POT) to the end office or via an access tandem. It is equal to or greater than the following:

	<u>Echo Return Loss</u>	<u>Singing Return Loss</u>
POT to Access Tandem	13 dB	6 dB
POT to End Office		
- Direct	13 dB	6 dB
- Via Access Tandem (for FGB only)	8 dB	4 dB

15.1.3 Data Transmission Parameters

Two types of Data Transmission Parameters, i.e., Type DA and Type DB, are provided for the Feature Group arrangements. Type DB is provided with Feature Groups A, B and C and also with Feature Group D when Feature Group D is directly routed to the end office. Type DA is only provided with Feature Group D and only when routed via an access tandem. Following are descriptions of each.

(A) Data Transmission Parameters Type DA

(1) Signal to C-Notched Noise Ratio

The Signal to C-Notched Noise Ratio is equal to or greater than 33 dB.

CenturyTel of the Gem State, Inc.
d/b/a CenturyLink
Access Service Catalog No. 3

Issued: May 31, 2013

Effective: July 2, 2013

ACCESS SERVICE

15. Access Service Interfaces and Transmission Specifications (Cont'd)

15.1 Switched Access Service (Cont'd)

15.1.3 Data Transmission Parameters (Cont'd)

(A) Data Transmission Parameters Type DA (Cont'd)

(2) Envelope Delay Distortion

The maximum Envelope Delay Distortion for the frequency bands and route miles specified is:

604 to 2804 Hz

less than 50 route miles 500 microseconds

equal to or greater than
50 route miles 900 microseconds

1004 to 2404 Hz

less than 50 route miles 200 microseconds

equal to or greater than
50 route miles 400 microseconds

(3) Impulse Noise Counts

The Impulse Noise Counts exceeding a 65 dBmCO threshold in 15 minutes is no more than 15 counts.

(4) Intermodulation Distortion

The Second Order (R2) and Third Order (R3) Intermodulation Distortion products are equal to or greater than:

Second Order (R2)	33 dB
Third Order (R3)	37 dB

CenturyTel of the Gem State, Inc.
d/b/a CenturyLink
Access Service Catalog No. 3

Issued: May 31, 2013

Effective: July 2, 2013

ACCESS SERVICE

15. Access Service Interfaces and Transmission Specifications (Cont'd)

15.1 Switched Access Service (Cont'd)

15.1.3 Data Transmission Parameters (Cont'd)

(A) Data Transmission Parameters Type DA (Cont'd)

(5) Phase Jitter

The Phase Jitter over the 4-300 Hz frequency band is less than or equal to 5 peak-to-peak.

(6) Frequency Shift

The maximum Frequency Shift does not exceed -2 to +2 Hz.

(B) Data Transmission Parameters Type DB

(1) Signal to C-Notched Noise Ratio

The Signal to C-Notched Noise Ratio is equal to or greater than 30 dB.

(2) Envelope Delay Distortion

The maximum Envelope Delay Distortion for the frequency bands and route miles specified is:

604 to 2804 Hz

less than 50 route miles 800 microseconds

equal to or greater than
50 route miles 1000 microseconds

1004 to 2404 Hz

less than 50 route miles 320 microseconds

equal to or greater than
50 route miles 500 microseconds

CenturyTel of the Gem State, Inc.
d/b/a CenturyLink
Access Service Catalog No. 3

Issued: May 31, 2013

Effective: July 2, 2013

ACCESS SERVICE

15. Access Service Interfaces and Transmission Specifications (Cont'd)

15.1 Switched Access Service (Cont'd)

15.1.3 Data Transmission Parameters (Cont'd)

(B) Data Transmission Parameters Type DB (Cont'd)

(3) Impulse Noise Counts

The Impulse Noise Counts exceeding a 67 dBmCO threshold in 15 minutes is no more than 15 counts.

(4) Intermodulation Distortion

The Second Order (R2) and Third Order (R3) Intermodulation Distortion products are equal to or greater than:

Second Order (R2) 31 dB

Third Order (R3) 34 dB

(5) Phase Jitter

The Phase Jitter over the 4-300 Hz frequency band is less than or equal to 7 peak-to-peak.

(6) Frequency Shift

The maximum Frequency Shift does not exceed -2 to +2 Hz.

CenturyTel of the Gem State, Inc.
d/b/a CenturyLink
Access Service Catalog No. 3

Idaho Public Utilities Commission
Office of the Secretary
ACCEPTED FOR FILING
July 2, 2013
Boise, Idaho

Original Page 15-24

Issued: May 31, 2013

Effective: July 2, 2013

ACCESS SERVICE

15. Access Service Interfaces and Transmission Specifications (Cont'd)

15.2 Special Access Service

This section explains and lists the codes that the customer must specify when ordering Special Access Service, Switched Access Entrance Facilities, and Voice Grade and High Capacity Direct Trunked Transport. These codes provide a standardized means to relate the services being ordered to Special Access Service offerings contained in Section 7. preceding.

When ordering, the type of Special Access Service or Switched Access Entrance Facility or Direct Trunked Transport is described by two code sets, the Network Channel (NC) code and the Network Channel Interface (NCI) codes.

The Network Channel (NC) code consists of two elements. Element one is a Channel Service Code (character positions 1 and 2) that describes the channel service type in an abbreviated form. Element two is an Optional Feature Code (character positions 3 and 4) that identifies option codes available for each channel service code, such as C-conditioning or Improved Return Loss.

The Network Channel Interface (NCI) is used to identify interface specifications associated with a particular channel. This code describes the total wires, protocol, impedance, protocol options and transmission level point(s) reflecting physical and electrical characteristics between the Telephone Company and the customer.

On the following 3 pages are examples which explain the specific characters of the codes and which reference matrices and charts used in developing the codes. Included in the matrices are Service Designator (SD) codes which are used to identify variations of service within service types (e.g., TG1 = Telegraph). The SD and NC codes are displayed as components of the matrices designated as Technical Specifications packages in (A) through (G) following. Through the use of these matrices, SD codes may be converted to NC codes for service ordering purposes.

A chart is also provided in 15.2.2(A) following which contains information necessary to develop NCI codes.

NOTICE
THE INFORMATION CONTAINED IN THIS DOCUMENT IS SUBJECT TO CHANGE.
TRANSMITTAL NO. 13-01A

CenturyTel of the Gem State, Inc.
d/b/a CenturyLink
Access Service Catalog No. 3

Issued: May 31, 2013

Effective: July 2, 2013

ACCESS SERVICE

15. Access Service Interfaces and Transmission Specifications (Cont'd)

15.2 Special Access Service (Cont'd)

Comprehensive lists of allowed Network Channel (NC) and Network Channel Interface (NCI) codes are contained in Special Report SR-ST5-000307. However, not all services contained in this Special Report may be offered by the Telephone Company at this time.

Lastly, 15.2.2(C) following provides a list of compatible Network Channel Interfaces inasmuch as the Network Channel Interfaces associated with a given service need not always be the same, but all must be compatible.

Example No. 1: If the customer wishes to order a 4-wire voice grade circuit with 600 Ohms impedance, capable of data transmission, and with improved return loss, the customer might specify the following:

<u>NC</u>	<u>NCI</u>	<u>SECNCI</u>
LG-R	04DB2	04DA2-S

NC Code:

LG = Voice Grade Channel Service, VG6
-R = Improved Return Loss

NCI Code:

04 = Number of physical wires at CDP
DB = Data stream in VF frequency band at the customer designated main terminal location
2 = 600 Ohms impedance

SECNCI (Secondary NCI Code):

04 = Number of physical wires at CDP
DA = Data stream in VG frequency at the customer designated secondary terminal location
2 = 600 Ohms impedance
S = Sealing current option for 4-wire transmission

In the above example the NCI (Network Channel Interface) code is the interface requested at the customer's POT (Point of Termination) and the SECNCI (Secondary Network Channel Interface) code represents the interface at the end office serving the End User.

CenturyTel of the Gem State, Inc.
d/b/a CenturyLink
Access Service Catalog No. 3

Issued: May 31, 2013

Effective: July 2, 2013

ACCESS SERVICE

15. Access Service Interfaces and Transmission Specifications (Cont'd)

15.2 Special Access Service (Cont'd)

Example No. 2: If the customer wishes to order a FX circuit to a station, with 600 Ohms impedance, loop start signaling, which is 4-wire at the CDP and 2-wire at the end-user, the customer might specify:

<u>NC</u>	<u>NCI</u>	<u>SECNCI</u>
LC--	04LO2	02LS2

NC Code:

LC = Voice Grade Channel Service, VG2

-- = No Optional Features

NCI Code:

04 = Number of physical wires at CDP

LO = Loop start, loop signaling - open end

2 = 600 Ohms impedance

SECNCI (Secondary NCI Code):

02 = Number of physical wires at CDP

LS = Loop start signaling - closed end

2 = 600 Ohms impedance

Example No. 3: If the customer wishes to order a 1.544 Mbps Hi-cap facility with no channel options such as CO multiplexing, the customer might specify the following:

<u>NC</u>	<u>NCI</u>	<u>SECNCI</u>
HC--	04DS9-15	04DS9-15

NC Code:

HC = High Capacity Channel Service, HC1

-- = No Optional Features

NCI, SECNCI Code:

04 = Number of physical wires at CDP

DS = Digital hierarchy interface

9 = 100 Ohms impedance

15 = 1.544 Mbps (DS1) format

The preceding three examples use information contained in Special Report SR-ST5-000307.

NOTICE
THE INFORMATION CONTAINED IN THIS DOCUMENT IS SUBJECT TO CHANGE.
TRANSMITTAL NO. 13-01A

**CenturyTel of the Gem State, Inc.
d/b/a CenturyLink
Access Service Catalog No. 3**

Issued: May 31, 2013

Effective: July 2, 2013

ACCESS SERVICE

15. Access Service Interfaces and Transmission Specifications (Cont'd)

15.2 Special Access Service (Cont'd)

15.2.1 Network Channel (NC) Codes

In order to determine the NC code appropriate for the service to be ordered, the type of Special Access Service the customer wishes must be identified. This identification is accomplished by a Service Designator (SD) code. The broad categories of Service Designator codes (e.g., VG, MT, TG, etc.) are set forth in Section 7, preceding. Variations within service type (e.g., VG1, MTC, TG2, etc.) are described in the various Technical Publications cited in (A) through (G) following.

Having determined the specific service type to be ordered and its SD code, and having used the appropriate Technical Publication, the customer should match the SD code to the NC code using the following matrices. Once the NC code has been determined, the Network Channel Interface (NCI) code may be developed using the information set forth in 15.2.2 following and the guidelines concerning specific parameters available for each service type as set forth in the specified Technical Publication.

(A) Technical Specifications Packages Metallic Service

	Package			
	MTC*	MT1	MT2	MT3
	MQ	NT	NU	NV
<u>SD Code</u>				
<u>NC Code</u>				
<u>Parameter</u>				
DC Resistance Between Conductors	X	X	X	
Loop Resistance	X			X
Shunt Capacitance	X			X
<u>Optional Features and Functions</u>				
Three Premises Bridging	X	X		X
Series Bridging	X		X	

The technical specifications are described in Technical Reference TR-NPL-000336.

* All parameters are available within ranges selected by the customer where technically feasible.

CenturyTel of the Gem State, Inc.
d/b/a CenturyLink
Access Service Catalog No. 3

Issued: May 31, 2013

Effective: July 2, 2013

ACCESS SERVICE

15. Access Service Interfaces and Transmission Specifications (Cont'd)

15.2 Special Access Service (Cont'd)

15.2.1 Network Channel (NC) Codes (Cont'd)

(B) Technical Specifications Packages Telegraph Grade Service

	<u>Package</u>		
	<u>TGC*</u>	<u>TG1</u>	<u>TG2</u>
	<u>NQ</u>	<u>NW</u>	<u>NY</u>

Parameter

Telegraph Distortion	X	X	X
----------------------	---	---	---

Optional Features and Functions

Telegraph Bridging	X	X	X
--------------------	---	---	---

The technical specifications are described in Technical Reference TR-NPL-000336.

* All parameters are available within ranges selected by the customer where technically feasible.

**CenturyTel of the Gem State, Inc.
d/b/a CenturyLink
Access Service Catalog No. 3**

Issued: May 31, 2013

Effective: July 2, 2013

ACCESS SERVICE

15. Access Service Interfaces and Transmission Specifications (Cont'd)

15.2 Special Access Service (Cont'd)

15.2.1 Network Channel (NC) Codes (Cont'd)

(C) Technical Specifications Packages Voice Grade Service

	Package VG-													W	
<u>SD Code</u>	<u>C*</u>	<u>1</u>	<u>2</u>	<u>3</u>	<u>4</u>	<u>5</u>	<u>6</u>	<u>7</u>	<u>8</u>	<u>9</u>	<u>10</u>	<u>11</u>	<u>12</u>		
<u>NC Code</u>	<u>LQ</u>	<u>LB</u>	<u>LC</u>	<u>LD</u>	<u>LE</u>	<u>LF</u>	<u>LG</u>	<u>LH</u>	<u>LJ</u>	<u>LK</u>	<u>LN</u>	<u>LP</u>	<u>LR</u>	<u>SE</u>	
<u>Parameter</u>															
Attenuation															
Distortion		X	X	X	X	X	X	X	X	X	X	X	X	X	X
C-Message Noise		X	X	X	X	X	X	X	X	X	X	X	X	X	X
Echo Control		X	X	X	X		X		X	X			X	X	X
Envelope Delay															
Distortion		X						X	X	X	X	X	X	X	X
Frequency Shift		X						X	X	X	X	X	X	X	X
Impulse Noise		X					X	X	X	X	X	X	X	X	X
Intermodulation															
Distortion		X						X	X	X	X	X	X		X
Loss Deviation		X	X	X	X	X	X	X	X	X	X	X	X	X	X
Phase Hits, Gain Hits, and Dropouts															
Phase Hits, Gain Hits, and Dropouts		X													
Phase Jitter		X						X	X	X	X	X	X		X
Signal-to-C															
Message Noise						X									
Signal-to-C															
Notch Noise		X					X	X	X	X	X	X	X	X	X

The technical specifications for these parameters (except for dropouts, phase hits, and gain hits) are described in Technical References TR-NPL-000334 and TR-TSY-000335. The technical specifications for dropouts, phase hits, and gain hits are described in Technical Reference PUB 41004, Table 4.

* The desired parameters are selected by the customer from the list of available parameters.

**CenturyTel of the Gem State, Inc.
d/b/a CenturyLink
Access Service Catalog No. 3**

**Idaho Public Utilities Commission
Office of the Secretary
ACCEPTED FOR FILING
July 2, 2013
Boise, Idaho**

Original Page 15-30

Issued: May 31, 2013

Effective: July 2, 2013

ACCESS SERVICE

15. Access Service Interfaces and Transmission Specifications (Cont'd)

15.2 Special Access Service (Cont'd)

15.2.1 Network Channel (NC) Codes (Cont'd)

(C) Technical Specifications Packages Voice Grade Service (Cont'd)

	Package VG-													
SD Code	<u>C*</u>	<u>1</u>	<u>2</u>	<u>3</u>	<u>4</u>	<u>5</u>	<u>6</u>	<u>7</u>	<u>8</u>	<u>9</u>	<u>10</u>	<u>11</u>	<u>12</u>	<u>W</u>
NC Code	<u>LQ</u>	<u>LB</u>	<u>LC</u>	<u>LD</u>	<u>LE</u>	<u>LF</u>	<u>LG</u>	<u>LH</u>	<u>LJ</u>	<u>LK</u>	<u>LN</u>	<u>LP</u>	<u>LR</u>	<u>SE</u>
<u>Optional Features and Functions</u>														
Central Office Bridging Capability		X		X			X	X				X	X	X
Central Office Multiplexing		X						X						
Conditioning:														
C-Type Improved		X					X	X	X	X	X	X		
Attenuation Distortion Improved Envelope		X					X	X	X	X	X	X		
Delay Distortion		X					X	X	X	X	X	X		
Sealing Current		X						X						
Data Capability		X						X	X			X		
Telephoto Capability		X											X	
Customer Specified														
Premises Receive Level		X		X	X				X	X	X			
Improved Return Loss for Effective Four-Wire Transmission		X	X	X	X	X	X	X	X	X	X	X	X	X
for Effective Two-Wire Transmission		X		X	X				X					
Improved Two-Wire Voice Transmission														X
PPSN Interface Arrangement		X									X			
Selective Signaling Arrangement	X		X			X	X				X	X	X	
Signaling Capability		X	X	X	X				X	X	X			
Transfer Arrangement		X	X	X	X	X	X	X	X	X	X	X	X	X

NOTICE
THE INFORMATION CONTAINED IN THIS DOCUMENT IS SUBJECT TO CHANGE.
TRANSMITTAL NO. 13-01A

**CenturyTel of the Gem State, Inc.
d/b/a CenturyLink
Access Service Catalog No. 3**

**Idaho Public Utilities Commission
Office of the Secretary
ACCEPTED FOR FILING
July 2, 2013
Boise, Idaho**

Original Page 15-31

Issued: May 31, 2013

Effective: July 2, 2013

ACCESS SERVICE

- 15. Access Service Interfaces and Transmission Specifications (Cont'd)
- 15.2 Special Access Service (Cont'd)
- 15.2.1 Network Channel (NC) Codes (Cont'd)

(F) Technical Specifications Packages Digital Data Service

	Package						
<u>Parameter/Hubbed</u>	SD Code	<u>D1</u>	<u>D2</u>	<u>D3</u>	<u>D4</u>	<u>D5</u>	<u>D6</u>
	NC Code	<u>XA</u>	<u>XB</u>	<u>XG</u>	<u>XH</u>	<u>XE</u>	<u>YN</u>
Error-Free Seconds	X	X	X	X	X	X	X
<u>Optional Features and Functions/Hubbed</u>							
Central Office Bridging Capability	X	X	X	X	X	X	X
PPSN Interface Transfer Arrangement	X	X	X	X	X	X	X
Transfer Arrangement	X	X	X	X	X	X	X

The Telephone Company will provide a channel capable of meeting a monthly average performance equal to or greater than 99.875% error-free seconds (if provided through a Digital Data hub) while the channel is in service, if it is measured through a CSU equivalent which is designed, manufactured, and maintained to conform with the specifications contained in Technical Reference PUB 62310.

Optional Features and Functions/Non-Hubbed

Public Packet Data Arrangement X X

Voltages which are compatible with Digital Data Service are delineated in Technical Reference TR-NWT-000341.

NOTICE
THE INFORMATION CONTAINED IN THIS DOCUMENT IS SUBJECT TO CHANGE.
TRANSMITTAL NO. 13-01A

**CenturyTel of the Gem State, Inc.
d/b/a CenturyLink
Access Service Catalog No. 3**

Issued: May 31, 2013

Effective: July 2, 2013

ACCESS SERVICE

15. Access Service Interfaces and Transmission Specifications (Cont'd)

15.2 Special Access Service (Cont'd)

15.2.1 Network Channel (NC) Codes (Cont'd)

(G) Technical Specifications Packages High Capacity Service

								Package
	SD Code	<u>HC0</u>	<u>HC1</u>	<u>HC1C</u>	<u>HC2</u>	<u>HC3</u>	<u>HC4</u>	
	NC Code	<u>HS</u>	<u>HC</u>	<u>HD</u>	<u>HE</u>	<u>HF</u>	<u>HG</u>	
<u>Parameters</u>								
Error-Free Seconds			X					
<u>Optional Features and Functions</u>								
Automatic Loop Transfer				X				
Central Office Multiplexing:								
DS3 to DS1						X		
DS1 to Voice			X					
DS1 to DS0			X					
DS0 to Subrate*	X							
Transfer Arrangement			X					
Clear Channel Capability			X					

A channel with technical specifications package HC1 will be capable of an error-free second performance of 98.75% over a continuous 24 hour period as measured at the 1.544 Mbps rate through a CSU equivalent which is designed, manufactured, and maintained to conform with the specifications contained in Technical Reference PUB 62411.

* Available only on a channel of 1.544 Mbps facility to a Telephone Company Hub.

CenturyTel of the Gem State, Inc.
d/b/a CenturyLink
Access Service Catalog No. 3

Issued: May 31, 2013

Effective: July 2, 2013

ACCESS SERVICE

15. Access Service Interfaces and Transmission Specifications (Cont'd)

15.2 Special Access Service (Cont'd)

15.2.2 Network Channel Interface (NCI) Codes

The electrical interface with the Telephone Company for Special Access Services, is defined by an interface code. There are interface codes for both the customer designated premises and the point of termination. Three examples of NCI codes are found in 15.2 preceding.

(A) Parameter Codes and Options

Parameter

<u>Code</u>	<u>Option</u>	<u>Definition</u>
AB -		accepts 20 Hz ringing signal at customer's point of termination
AC -		accepts 20 Hz ringing signal at customer's end user's point of termination
AH -		analog high capacity interface
	- B	60 kHz to 108 kHz (12 channels)
	- C	312 kHz to 552 kHz (60 channels)
	- D	564 kHz to 3084 kHz (600 channels)
CT -		Centrex Tie Trunk Termination
CS -		digital hierarchy interface at Digital Cross Connect System (DCS)
	- 15	1.544 Mbps (DS1) ANSI Extended Superframe (ESF) Format and B8ZS Clear Channel Capability
	- 15A	1.544 Mbps (DS1) Superframe (SF) format
	- 15B	1.544 Mbps (DS1) Superframe (SF) format and B8ZS Clear Channel Capability
	- 15K	1.544 Mbps (DS1) Extended Superframe (ESF)
DA -		data stream in VF frequency band at customer's end user's point of termination
DB -		data stream in VF frequency band at customer's point of termination
	- 10	VF for TG1 and TG2
	- 43	VF for 43 Telegraph Carrier type signals TG1 and TG2
DC -		direct current or voltage
	- 1	monitoring interface with series RC combination (McCulloh format)
	- 2	Telephone Company energized alarm channel
	- 3	Metallic facilities (DC continuity) for direct current/low frequency control signals or slow speed data (30 baud)
DD -		DATAPHONE Select-A-Station (and TABS) interface at customer's point of termination
DE -		DATAPHONE Select-A-Station (and TABS) interface at the customer's end user's point of termination

NOTICE
THE INFORMATION CONTAINED IN THIS DOCUMENT IS SUBJECT TO CHANGE.
TRANSMITTAL NO. 13-01A

CenturyTel of the Gem State, Inc.
d/b/a CenturyLink
Access Service Catalog No. 3

Issued: May 31, 2013

Effective: July 2, 2013

ACCESS SERVICE

15. Access Service Interfaces and Transmission Specifications (Cont'd)

15.2 Special Access Service (Cont'd)

15.2.2 Network Channel Interface (NCI) Codes (Cont'd)

(A) Parameter Codes and Options (Cont'd)

Parameter (Cont'd)

<u>Code</u>	<u>Option</u>	<u>Definition</u>
DS	-	digital hierarchy interface
	- 15	1.544 Mbps (DS1) format per PUB 62411 plus D4
	- 15E	8-bit PCM encoded in one 64 kbps of the DS1 signal
	- 15F	8-bit PCM encoded in two 64 kbps of the DS1 signal
	- 15G	8-bit PCM encoded in three 64 kbps of the DS1 signal
	- 15H	14/11-bit PCM encoded in six 64 kbps of the DS1 signal
	- 15J	1.544 Mbps format per PUB 62411
	- 15K	1.544 Mbps format per PUB 62411 plus extended framing format
	- 15L	1.544 Mbps (DS1) with SF signaling
	- 44	44.736 Mbps (DS3)
	- 44L	44.736 Mbps (DS3) with SF signaling
DU	-	digital access interface
	- 24	2.4 kbps
	- 48	4.8 kbps
	- 19	19.2 kbps
	- 56	56.0 kbps
	- 96	9.6 kbps
	- 64	64.0 kbps
	- A	1.544 Mbps format per PUB 62411
	- B	1.544 Mbps format per PUB 62411 plus D4
	- C	1.544 Mbps format per PUB 62411 plus extended framing format
	- 1KN	1.544 Mbps ANSI Extended Superframe (ESF) Format without line power
	- 1SN	1.544 Mbps ANSI Extended Superframe (ESF) Format with B8ZS Clear Channel Capability and without line power
	- AN	1.544 Mbps free-framing format without line power (only avail. to U.S. Govt. agencies)
	- BN	1.544 Mbps Superframe (SF) Format without line power
	- DN	1.544 Mbps Superframe (SF) Format with B8ZS Clear Channel Capability without line power
DX	-	duplex signaling interface at customer's point of termination
DY	-	duplex signaling interface at customer's end user's point of termination

NOTICE
THE INFORMATION CONTAINED IN THIS DOCUMENT IS SUBJECT TO CHANGE.
TRANSMITTAL NO. 13-01A

CenturyTel of the Gem State, Inc.
d/b/a CenturyLink
Access Service Catalog No. 3

Issued: May 31, 2013

Effective: July 2, 2013

ACCESS SERVICE

15. Access Service Interfaces and Transmission Specifications (Cont'd)

15.2 Special Access Service (Cont'd)

15.2.2 Network Channel Interface (NCI) Codes (Cont'd)

(A) Parameter Codes and Options (Cont'd)

<u>Code</u>	<u>Option</u>	<u>Parameter</u> (Cont'd)	<u>Definition</u>
EA -	E	Type I E&M Lead Signaling.	Customer at POT or customer's end user at POT originates on E Lead.
EA -	M	Type I E&M Lead Signaling.	Customer at POT or customer's end user at POT originates on M Lead.
EB -	E	Type II E&M Lead Signaling.	Customer at POT or customer's end user at POT originates on E Lead.
EB -	M	Type II E&M Lead Signaling.	Customer at POT or customer's end user at POT originates on M Lead.
EC -		Type III E&M signaling at customer POT	
EX -	A	tandem channel unit signaling for loop start or ground start and customer supplies open end (dial tone, etc.) functions.	
EX -	B	tandem channel unit signaling for loop start or ground start and customer supplies closed end (dial pulsing, etc.) functions.	
GO -		ground start loop signaling - open end function by customer or customer's end user	
GS -		ground start loop signaling - closed end function by customer or customer's end user	
IA -		E.I.A. (25 pin RS-232)	
LA -		end user loop start loop signaling - Type A OPS registered port open end	
LB -		end user loop start loop signaling - Type B OPS registered port open end	
LC -		end user loop start loop signaling - Type C OPS registered port open end	
LO -		loop start loop signaling - open end function by customer or customer's end user	
LR -		20 Hz automatic ringdown interface at customer with Telephone Company provided PLAR	
LS -		loop start loop signaling - closed end function by customer or customer's end user	
NO -		no signaling interface, transmission only	

NOTICE
THE INFORMATION CONTAINED IN THIS DOCUMENT IS SUBJECT TO CHANGE.
TRANSMITTAL NO. 13-01A

CenturyTel of the Gem State, Inc.
d/b/a CenturyLink
Access Service Catalog No. 3

Issued: May 31, 2013

Effective: July 2, 2013

ACCESS SERVICE

15. Access Service Interfaces and Transmission Specifications (Cont'd)

15.2 Special Access Service (Cont'd)

15.2.2 Network Channel Interface (NCI) Codes (Cont'd)

(A) Parameter Codes and Options (Cont'd)

<u>Code</u>	<u>Option</u>	<u>Parameter</u> (Cont'd)	<u>Definition</u>
PG -			program transmission - no dc signaling
	- 1		nominal frequency from 50 to 15000 Hz
	- 3		nominal frequency from 200 to 3500 Hz
	- 5		nominal frequency from 100 to 5000 Hz
	- 8		nominal frequency from 50 to 8000 Hz
PR -			protective relaying*
RV - 0			reverse battery signaling, one way operation, originate by customer
	- T		reverse battery signaling, one way operation, terminate function by customer or customer's end user
SF -			single frequency signaling with VF band at either customer POT or customer's end user POT
TF -			telephotograph interface
TT -			telegraph/teletypewriter interface at either customer POT or customer's end user POT
	- 2		20.0 milliamperes
	- 3		3.0 milliamperes
	- 6		62.5 milliamperes
TV-			television interface
	- 1		combined (diplexed) video and one audio signal
	- 2		combined (diplexed) video and two audio signals
	- 5		video plus one (or two) audio 5 kHz signal(s) or one (or two) two wire
	- 15		video plus one (or two) audio 15 kHz signal(s)

* Available only for the transmission of audio tone protective relaying signals used in the protection of electric power systems during fault conditions.

CenturyTel of the Gem State, Inc.
d/b/a CenturyLink
Access Service Catalog No. 3

Idaho Public Utilities Commission
Office of the Secretary
ACCEPTED FOR FILING
July 2, 2013
Boise, Idaho

Original Page 15-37

Issued: May 31, 2013

Effective: July 2, 2013

ACCESS SERVICE

15. Access Service Interfaces and Transmission Specifications (Cont'd)

15.2 Special Access Service (Cont'd)

15.2.2 Network Channel Interface (NCI) Codes (Cont'd)

(B) Impedance

The nominal reference impedance with which the channel will be terminated for the purpose of evaluating transmission performance:

<u>Value (ohms)</u>	<u>Code(s)</u>
110	0
150	1
600	2
900	3+
135	5
75	6
124	7
Variable	8
100	9

* For those interface codes with a 4-wire transmission path at the customer designated POT, rather than a standard 900 ohm impedance the code (3) denotes a customer provided transmission equipment termination.

NOTICE
THE INFORMATION CONTAINED IN THIS DOCUMENT IS SUBJECT TO CHANGE.
TRANSMITTAL NO. 13-01A

CenturyTel of the Gem State, Inc.
d/b/a CenturyLink
Access Service Catalog No. 3

Issued: May 31, 2013

Effective: July 2, 2013

ACCESS SERVICE

15. Access Service Interfaces and Transmission Specifications (Cont'd)

15.2 Special Access Service (Cont'd)

15.2.2 Network Channel Interface (NCI) Codes (Cont'd)

(C) Compatible Network Channel Interfaces

The following tables show the Network Channel Interface codes (NCIs) which are compatible:

(1) Metallic

Compatible CIs

2DC8-1	2DC8-2
2DC8-3	2DC8-3
4DS8-	2DC8-1
4DS8-	2DC8-2

(2) Telegraph Grade

Compatible CIs

2DB2-10	10IA8
	2TT2-2
	4TT2-2
2DB2-43*	10IA8
	2TT2-2
	2TT2-6
	4TT2-2
2TT2-2	2TT2-2
2TT2-3	2TT2-2
	4TT2-2
2TT2-6	2TT2-6
	4TT2-6

Compatible CIs

4DB2-10	10IA8
	2TT2-2
	4TT2-2
4DB2-43*	10IA8
	2TT2-6
	4TT2-2
4DS8-	10IA8
	2TT2-2
	2TT2-6
	4TT2-2
	4TT2-6
4TT2-2	4TT2-2
4TT2-6	2TT2-6

* Supplemental Channel Assignment information required.

NOTICE
THE INFORMATION CONTAINED IN THIS DOCUMENT IS SUBJECT TO CHANGE.
TRANSMITTAL NO. 13-01A

**CenturyTel of the Gem State, Inc.
d/b/a CenturyLink
Access Service Catalog No. 3**

**Idaho Public Utilities Commission
Office of the Secretary
ACCEPTED FOR FILING
July 2, 2013
Boise, Idaho**

Original Page 15-39

Issued: May 31, 2013

Effective: July 2, 2013

ACCESS SERVICE

15. Access Service Interfaces and Transmission Specifications (Cont'd)

15.2 Special Access Service (Cont'd)

15.2.2 Network Channel Interface (NCI) Codes (Cont'd)

(C) Compatible Network Channel Interfaces (Cont'd)

(3) Voice Grade

<u>Compatible CIs</u>	<u>Compatible CIs</u>	<u>Compatible CIs</u>
2AB2 2AC2	2DB2 2DA2	2LR2 2LR2
2AB3 2AC2	2DB3 2DA2	2LR3 2LR2
2CT3 2DY2	2DX3 2LA2	2LS 2GS
		2LS
		4GS
		4LS
		2LS2 2LA2
		2LB2
		2LC2
	2GO2 2GS2	2GS3
		2LS3 2LA2
	2GO3 2GS2	2LB2
	2GS3	2LC2
	2GS 2GS	2NO2 2DA2
		2LS 2NO2
		4GS
		4LS 2NO3 2NO2
		2PR2
	2L02 2LS2	
		2TF3 2TF2
	2LS3	
	2L03 2LS2	
		2LS3
	9EA2	
	9EA3	

NOTICE
THE INFORMATION CONTAINED IN THIS DOCUMENT IS SUBJECT TO CHANGE.
TRANSMITTAL NO. 13-01A

**CenturyTel of the Gem State, Inc.
d/b/a CenturyLink
Access Service Catalog No. 3**

**Idaho Public Utilities Commission
Office of the Secretary
ACCEPTED FOR FILING
July 2, 2013
Boise, Idaho**

Original Page 15-40

Issued: May 31, 2013

Effective: July 2, 2013

ACCESS SERVICE

- 15. Access Service Interfaces and Transmission Specifications (Cont'd)
- 15.2 Special Access Service (Cont'd)
- 15.2.2 Network Channel Interface (NCI) Codes (Cont'd)
- (C) Compatible Network Channel Interfaces (Cont'd)
- (3) Voice Grade (Cont'd)

<u>Compatible CIs</u>	<u>Compatible CIs</u>	<u>Compatible CIs</u>
4AB2	2AC2	
	4AB2	
	4AC2	
	4SF2	
4AB3	2AC2	
	4AC2	
	4SF2	
4AC2	2AC2	
	4AC2	
	4DS8-	2AC2
		2DA2
		2DY2
		2GO2
		2GO3
4DA2	4DA2	2GS2
		2GS3
4DB2	2DA2	2LA2
	2NO2	2LB2
	2PR2	2LC2
	4DA2	2LO2
	4DB2	2LO3
	4NO2	2LR2
	4PR2	2LS2
	6DA2	2LS3
		2NO2
4DD3	2DE2	2PR2
	4DE2	2RV2-T
		2TF2
		4AC2
		4DA2
		4DE2
		4DX2
		4DX3
		4DY2
		4EA2-E
		4EA2-M
		4DS8-
		4DG2
		4LR2
		4LS2
		4NO2
		4PR2
		4RV2-T
		4SF2
		4SF3
		4TF2
		6DA2
		6DY2
		6DY3
		6EA2-E
		6EA2-M
		6EB2-E
		6EB2-M
		6GS2
		6LS2
		8EB2-E
		8EB2-M
		9DY2
		9DY3
		9EA2
		9EA3

NOTICE
THE INFORMATION CONTAINED IN THIS DOCUMENT IS SUBJECT TO CHANGE.
TRANSMITTAL NO. 13-01A

CenturyTel of the Gem State, Inc.
d/b/a CenturyLink
Access Service Catalog No. 3

Issued: May 31, 2013

Effective: July 2, 2013

ACCESS SERVICE

15. Access Service Interfaces and Transmission Specifications (Cont'd)

15.2 Special Access Service (Cont'd)

15.2.2 Network Channel Interface (NCI) Codes (Cont'd)

(C) Compatible Network Channel Interfaces (Cont'd)

(3) Voice Grade (Cont'd)

<u>Compatible CIs</u>		<u>Compatible CIs</u>		<u>Compatible CIs</u>	
4DX2	2DY2	4DX2	8EB2-E	4DX3	6DY2
	2LA2		8EB2-M		6DY3
	2LB2		9DY2		6EA2-E
	2LC2		9DY3		6EA2-M
	2LO3		9EA2		6EB2-E
	2LS2		9EA3		6EB2-M
	2LS3				6LS2
	2RV2-T	4DX3	2DY2		8EB2-E
	4DX2		2LA2		8EB2-M
	4DY2		2LB2		9DY2
	4EA2-E		2LC2		9DY3
	4EA2-M		2LO3		9EA2
	4LS2		2LS2		9EA3
	4RV2-T		2LS3		
	4SF2		2RV2-T	4DY2	2DY2
	4SF3		4DX2		4DY2
	6DY2		4DX3		
	6DY3		4DY2		
	6EA2-E		4EA2-E		
	6EA2-M		4EA2-M		
	6EB2-E		4LS2		
	6EB2-M		4RV2-T		
	6LS2		4SF2		
			4SF3		

NOTICE
THE INFORMATION CONTAINED IN THIS DOCUMENT IS SUBJECT TO CHANGE.
TRANSMITTAL NO. 13-01A

**CenturyTel of the Gem State, Inc.
d/b/a CenturyLink
Access Service Catalog No. 3**

Issued: May 31, 2013

Effective: July 2, 2013

ACCESS SERVICE

15. Access Service Interfaces and Transmission Specifications (Cont'd)

15.2 Special Access Service (Cont'd)

15.2.2 Network Channel Interface (NCI) Codes (Cont'd)

(C) Compatible Network Channel Interfaces (Cont'd)

(3) Voice Grade (Cont'd)

<u>Compatible CIs</u>	<u>Compatible CIs</u>	<u>Compatible CIs</u>
4EA2-E 2DY2	4EA3-E 2DY2	4GO2 2GO2
4DY2	4DY2	2GO3
4EA2-E	4EA2-E	2GS2
4EA2-M	4EA2-M	2GS3
4SF2	4SF2	4GS2
6DY2	6DY2	4SF2
6DY3	6DY3	6GS2
6EB2-E	6EA2-E	
6EB2-M	6EA2-M	4GO3 2GO2
8EB2-E	6EB2-E	2GS2
8EB2-M	6EB2-M	2GS3
9DY2	8EB2-E	4GS2
9DY3	8EB2-M	4SF2
	9DY2	6GS2
	9DY3	
4EA2-M 2DY2	9EA2	
4DY2	9EA3	4GS 2GS
4EA2-M		2LS
4SF2		4GS
6DY2		4LS
6DY3		
6EB2-E		
6EB2-M		
8EB2-E		
8EB2-M		
9DY2		
9DY3		

NOTICE
THE INFORMATION CONTAINED IN THIS DOCUMENT IS SUBJECT TO CHANGE.
TRANSMITTAL NO. 13-01A

**CenturyTel of the Gem State, Inc.
d/b/a CenturyLink
Access Service Catalog No. 3**

Issued: May 31, 2013

Effective: July 2, 2013

ACCESS SERVICE

15. Access Service Interfaces and Transmission Specifications (Cont'd)

15.2 Special Access Service (Cont'd)

15.2.2 Network Channel Interface (NCI) Codes (Cont'd)

(C) Compatible Network Channel Interfaces (Cont'd)

(3) Voice Grade (Cont'd)

<u>Compatible CIs</u>	<u>Compatible CIs</u>	<u>Compatible CIs</u>
4LO2 2LS2	4LS3 2LA2	4SF2 2LO3
2LS3	2LB2	2LR2
4LS2	2LC2	2LS2
4SF2	2LO2	2LS3
6LS2	2LO3	2RV2-T
	4SF2	4AC2
4LO3 2LS2		4DY2
2LS3	4NO2 2DA2	4LS2
4LS2	2DE2	4RV2-T
4SF2	2NO2	4SF2
6LS2	4DA2	6DY2
	4DE2	6DY3
4LR2 2LR2	4NO2	6GS2
4LR2	6DA2	9DY2
4SF2		9DY3
	4RV2-0 2RV2-T	
4LR3 2LR2	4RV2-T	4SF3 2DY2
4LR2	4SF2	2GO3
4SF2		2GS2
		2GS3
4LS 2GS	4SF2 2AC2	2LA2
2LS	2DY2	2LB2
4GS	2GS2	2LC2
4LS	2GS3	2LO3
	2LA2	2LR2
4LS2 2LA2	2LB2	
2LB2	2LC2	
2LC2		
2LO2		
2LO3		

NOTICE
THE INFORMATION CONTAINED IN THIS DOCUMENT IS SUBJECT TO CHANGE.
TRANSMITTAL NO. 13-01A

**CenturyTel of the Gem State, Inc.
d/b/a CenturyLink
Access Service Catalog No. 3**

Issued: May 31, 2013

Effective: July 2, 2013

ACCESS SERVICE

15. Access Service Interfaces and Transmission Specifications (Cont'd)

15.2 Special Access Service (Cont'd)

15.2.2 Network Channel Interface (NCI) Codes (Cont'd)

(C) Compatible Network Channel Interfaces (Cont'd)

(3) Voice Grade (Cont'd)

<u>Compatible CIs</u>		<u>Compatible CIs</u>		<u>Compatible CIs</u>	
6EA2-E	6EB2-E	6EA2-M	6DY2	6EB3-E	2DY2
	6EB2-M		6DY3		4DY2
	6LS2		6EA2-M		4EA2-E
	8EB2-E		6EB2-E		4EA2-M
	8EB2-M		6EB2-M		4SF2
	9DY2		6LS2		6DY2
	9DY3		8EB2-E		6DY3
			8EB2-M		6EA2-E
6EA2-M	2AC2		9DY2		6EA2-M
	2DY2		9DY3		8EB2-E
	2LA2				8EB2-M
	2LB2	6EB2-E	2DY2		9DY2
	2LC2		4DY2		9DY3
	2LO3		4SF2		9EA2
	2LS2		6DY2		9EA3
	2LS3		6DY3		
	2RV2-T		6EB2-E	6EX2-A	2GS2
	4AC2		6EB2-M		2GS3
	4DY2		9DY2		2LS2
	4EA2-E		9DY3		2LS3
	4EA2-M				4GS2
	4LS2	6EB2-M	2DY2		4LS2
	4RV2-T		4DY2		4SF2
	4SF2		4SF2		6GS2
	4SF3		6DY2		6LS2
			6DY3		
			6EB2-M		
			9DY2		
			9DY3		

NOTICE
THE INFORMATION CONTAINED IN THIS DOCUMENT IS SUBJECT TO CHANGE.
TRANSMITTAL NO. 13-01A

CenturyTel of the Gem State, Inc.
d/b/a CenturyLink
Access Service Catalog No. 3

Issued: May 31, 2013

Effective: July 2, 2013

ACCESS SERVICE

15. Access Service Interfaces and Transmission Specifications (Cont'd)

15.2 Special Access Service (Cont'd)

15.2.2 Network Channel Interface (NCI) Codes (Cont'd)

(C) Compatible Network Channel Interfaces (Cont'd)

(3) Voice Grade (Cont'd)

<u>Compatible CIs</u>		<u>Compatible CIs</u>		<u>Compatible CIs</u>	
6EX2-B	2GO3	8EB2-E	2AC2	8EB2-M	2AC2
	2LA2		2DY2		2DY2
	2LB2		2LA2		2LA2
	2LC2		2LB2		2LB2
	2LO2		2LC2		2LC2
	2LO3		2LO3		2LO3
	2LR2		2LS2		2LS2
	4LR2		2LS3		2LS3
	4SF2		2RV2-T		2RV2-T
			4AC2		4AC2
6GO2	2GO2		4DY2		4DY2
	2GS2		4LS2		4LS2
	2GS3		4RV2-T		4RV2-T
	4GS2		4SF2		4SF2
	4SF2		4SF3		4SF3
	6GS2		6DY2		6DY2
			6DY3		6DY3
6LO2	2LS2		6EB2-E		6EB2-E
	2LS3		6EB2-M		6EB2-M
	4LS2		6LS2		6LS2
	4SF2		8EB2-E		8EB2-M
	6LS2		8EB2-M		9DY2
			9DY2		9DY3
6LS2	2LA2		9DY3		
	2LB2				
	2LC2				
	2LO2				
	2LO3				
	4SF2				

NOTICE
THE INFORMATION CONTAINED IN THIS DOCUMENT IS SUBJECT TO CHANGE.
TRANSMITTAL NO. 13-01A

CenturyTel of the Gem State, Inc.
d/b/a CenturyLink
Access Service Catalog No. 3

Issued: May 31, 2013

Effective: July 2, 2013

ACCESS SERVICE

15. Access Service Interfaces and Transmission Specifications (Cont'd)

15.2 Special Access Service (Cont'd)

15.2.2 Network Channel Interface (NCI) Codes (Cont'd)

(C) Compatible Network Channel Interfaces (Cont'd)

(3) Voice Grade (Cont'd)

<u>Compatible CIs</u>		<u>Compatible CIs</u>		<u>Compatible CIs</u>	
8EC2	2DY2	9DY2	2DY2	9EA3	2DY2
	4DY2		4DY2		4DY2
	4EA2-E		6DY2		4EA2-E
	4EA2-M		6DY3		4EA2-M
	4SF2		9DY2		6DY2
	6DY2				6DY3
	6DY3	9DY3	2DY2		6EA2-E
	6EA2-E		4DY2		6EA2-M
	6EA2-M		6DY2		6EB2-E
	6EB2-E		6DY3		6EB2-M
	6EB2-M		9DY2		8EB2-E
	8EB2-E		9DY3		8EB2-M
	8EB2-M				9DY2
	9DY2	9EA2	2DY2		9DY3
	9DY3		4DY2		9EA3
	9EA2		4EA2-E		
	9EA3		4EA2-M		
			6DY2		
			6DY3		
			6EA2-E		
			6EA2-M		
			6EB2-E		
			6EB2-M		
			8EB2-E		
			8EB2-M		
			9DY2		
			9DY3		
			9EA2		
			9EA3		

NOTICE
THE INFORMATION CONTAINED IN THIS DOCUMENT IS SUBJECT TO CHANGE.
TRANSMITTAL NO. 13-01A

CenturyTel of the Gem State, Inc.
d/b/a CenturyLink
Access Service Catalog No. 3

Idaho Public Utilities Commission
Office of the Secretary
ACCEPTED FOR FILING
July 2, 2013
Boise, Idaho

Original Page 15-48

Issued: May 31, 2013

Effective: July 2, 2013

ACCESS SERVICE

15. Access Service Interfaces and Transmission Specifications (Cont'd)

15.2 Special Access Service (Cont'd)

15.2.2 Network Channel Interface (NCI) Codes (Cont'd)

(C) Compatible Network Channel Interfaces (Cont'd)

(5) Digital Data

<u>Compatible CIs</u>		<u>Compatible CIs</u>		<u>Compatible CIs</u>	
4DS8-15	4DS8-15+	4DU5-24	4DU5-24	6DU5-24	6DU5-24
	4DU5-24				
	4DU5-48	4DU5-48	4DU5-48	6DU5-48	6DU5-48
	4DU5-56				
	4DU5-96	4DU5-96	4DU5-96	6DU5-56	6DU5-56
	6DU5-24				
	6DU5-48	4DU8-56	4DU5-56	6DU5-96	6DU5-96
	6DU5-96				

+ Available only as a cross connect of two digital channels at appropriate digital speeds at a Telephone Company hub.

NOTICE
THE INFORMATION CONTAINED IN THIS DOCUMENT IS SUBJECT TO CHANGE.
TRANSMITTAL NO. 13-01A

CenturyTel of the Gem State, Inc.
d/b/a CenturyLink
Access Service Catalog No. 3

Issued: May 31, 2013

Effective: July 2, 2013

ACCESS SERVICE

15. Access Service Interfaces and Transmission Specifications (Cont'd)

15.2 Special Access Service (Cont'd)

15.2.2 Network Channel Interface (NCI) Codes (Cont'd)

(C) Compatible Network Channel Interfaces (Cont'd)

(6) High Capacity

<u>Compatible CIs</u>		<u>Compatible CIs</u>	
4DS0-63	4DS0-63 4DU8-A,B or C 6DU8-A,B or C	4DS8-15J	4DU8-A 6DU8-A
4DS6-27	4DS6-27 4DU8-A,B or C 6DU8-A,B or C	4DS8-15K	4DU8-B 4DU8-C 6DU8-B 6DU8-C
4DS6-44	4DS6-44 4DU8-A,B or C 6DU8-A,B or C	4DS8-31	4DS8-31 4DU8-A,B or C 6DU8-A,B or C
4DS8-15	4DS8-15+ 4DU8-B 6DU8-8	4DU8-A,B or C	4DU8-A,B or C

NOTICE
THE INFORMATION CONTAINED IN THIS DOCUMENT IS SUBJECT TO CHANGE.
TRANSMITTAL NO. 13-01A

**CenturyTel of the Gem State, Inc.
d/b/a CenturyLink
Access Service Catalog No. 3**

**Idaho Public Utilities Commission
Office of the Secretary
ACCEPTED FOR FILING
July 2, 2013
Boise, Idaho**

Original Page 16-1

Issued: May 31, 2013

Effective: July 2, 2013

ACCESS SERVICE

16. RESERVED FOR FUTURE USE

**NOTICE
THE INFORMATION CONTAINED IN THIS DOCUMENT IS SUBJECT TO CHANGE.
TRANSMITTAL NO. 13-01A**

**CenturyTel of the Gem State, Inc.
d/b/a CenturyLink
Access Service Catalog No. 3**

Issued: June 10, 2021

ACCESS SERVICE

17. Rates and Charges

17.1 Carrier Common Line Access Service

Regulations for Carrier Common Line Access Service are set forth in Section 3 preceding.

	Rate, Per Access Minute		
Originating – Toll Free	\$0.0000	(R)	(T)
Originating – Non-Toll Free	\$0.0338		(C)
Terminating	\$0.0000		(T)

17.2 End User Access Service

Regulations, Rates and Charges for End User Access Service are the same as those set forth in Section 4 of the NATIONAL EXCHANGE CARRIER ASSOCIATION TARIFF F.C.C. NO. 5, and may be viewed at:

https://www.neca.org/cms400min/Neca_templates/Tariff_5_Landing_Page.aspx

17.3 Access Ordering

Regulations concerning Access Ordering are set forth in Section 5. preceding.

	Charge	
	Switched Access[1]	Special Access
(A) <u>Access Order Charge</u> - Per order	\$37.50	\$75.00
(B) <u>Miscellaneous Service Order Charge</u> - Per occurrence	\$25.00	\$50.00
(C) <u>Service Date Change Charge</u> - Per order, per occurrence	\$25.00	\$50.00
(D) <u>Design Change Charge</u> - Per order, per occurrence	\$25.00	\$50.00

[1] This flat rated charge was calculated based upon a 50/50 split between originating and terminating. The FCC in their FCC 11-161 ICC Transformation order in section 51.907(d)(1) allowed Price Cap Carriers to use an equal split to divide the charge between originating and terminating elements. When the terminating portion of the rate is reduced and then combined with the originating portion of the rate, a single flat rate is generated for billing purposes.

ID2021-09

CenturyTel of the Gem State, Inc.
d/b/a CenturyLink
Access Service Catalog No. 3

2nd Revised Page 17-2
Cancels 1st Revised Page 17-2
Effective: January 1, 2017

Issued: December 15, 2016

ACCESS SERVICE

17. Rates and Charges (Cont'd)

17.4 Switched Access Service

Regulations concerning Switched Access are set forth in Section 6 preceding.

17.4.1 Nonrecurring Charges

	Nonrecurring Charge	Catalog Reference	(T)
(A) <u>Local Transport Installation</u>			
- Per Entrance Facility		6.4.1(B)(1)	
- Voice Grade Two-Wire	\$56.00		(T)
- Voice Grade Four-Wire	\$56.00		
- High Capacity DS1	\$400.00		(T)
- High Capacity DS3	\$750.00		(T)
(B) <u>Trunk Activation</u>			
- Per 24 Trunks Activated or Fraction thereof on a Per Order basis[1]	\$209.00	6.4.1(B)(1)	(T)
(C) <u>FGC and FGD Trunk Conversion</u>			
Multifrequency Address Signaling to SS7 Signaling or SS7 Signaling to Multifrequency Address Signaling Per 24 Trunks Converted or Fraction thereof on a Per Order Basis	\$210.00	6.4.1(B)(3)	(T)
(D) <u>Common Channel Signaling Network Connection</u>			
- Per Signaling Entrance Facility			
DS0	\$56.00		(T)
DS1	\$400.00		(T)

[1] This flat rated charge was calculated based upon a 50/50 split between originating and terminating. The FCC in their FCC 11-161 ICC Transformation order in section 51.907(d)(1) allowed Price Cap Carriers to use an equal split to divide the charge between originating and terminating elements. When the terminating portion of the rate is reduced and then combined with the originating portion of the rate, a single flat rate is generated for billing purposes.

NOTICE
THE INFORMATION CONTAINED IN THIS DOCUMENT IS SUBJECT TO CHANGE.
TRANSMITTAL NO. 16-05A

Idaho Public Utilities Commission
Office of the Secretary
ACCEPTED FOR FILING
January 1, 2017
Boise, Idaho

CenturyTel of the Gem State, Inc.
d/b/a CenturyLink
Access Service Catalog No. 3

1st Revised Page 17-3
Cancels Original Page 17-3
Effective: January 1, 2017

Issued: December 15, 2016

ACCESS SERVICE

17. Rates and Charges (Cont'd)
17.4 Switched Access Service
17.4.2 Local Transport

(A) <u>Premium Access</u>	<u>Monthly</u> <u>Rate</u>	<u>Catalog</u> <u>Reference</u>	(T)
(1) <u>Entrance Facility</u> Per Termination		6.1.3(A)(1)	
- Voice Grade Two-Wire	\$11.80		(T)
- Voice Grade Four-Wire	\$17.65		
- High Capacity DS1	\$51.42		
- High Capacity DS3	\$514.13		(T)
Per Mile, Over 3 Miles			
- High Capacity DS1	\$0.00		(T)
- High Capacity DS3	\$0.00		(T)
(2) <u>Direct Trunked Transport</u>		6.1.3(A)(2)	
<u>Direct Trunked Facility</u>			
Per Mile			
- Voice Grade	\$0.05		(T)
- High Capacity DS1	\$1.48		
- High Capacity DS3	\$14.71		(T)
<u>Direct Trunked Termination</u>			
Per Termination			
- Voice Grade	\$0.56		(T)
- High Capacity DS1	\$0.45		
- High Capacity DS3	\$36.75		(T)

NOTICE
THE INFORMATION CONTAINED IN THIS DOCUMENT IS SUBJECT TO CHANGE.
TRANSMITTAL NO. 16-05A

Idaho Public Utilities Commission
Office of the Secretary
ACCEPTED FOR FILING
January 1, 2017
Boise, Idaho

CenturyTel of the Gem State, Inc.
d/b/a CenturyLink
Access Service Catalog No. 3

7th Revised Page 17-4
Cancels 6th Revised Page 17-4
Effective: July 1, 2021

Issued: June 10, 2021

ACCESS SERVICE

17. Rates and Charges (Cont'd)
17.4 Switched Access Service
17.4.2 Local Transport (Cont'd)

(A) <u>Premium Access</u> (Cont'd)	<u>Rate</u> <u>Per Access Minute</u>	<u>Catalog</u> <u>Reference</u>	
(3) Tandem Switched Transport		6.1.3(A)(3)	
<u>Tandem Switched Facility</u>			
- Originating – Non-Toll Free *	\$0.000141		(T)
- Terminating 3rd Party	\$0.000012		
- Terminating End Office	\$0.000000		
<u>Tandem Switched Termination</u>			
- Originating – Non-Toll Free *	\$0.001405		(T)
- Terminating 3rd Party	\$0.000011		
- Terminating End Office	\$0.000000		
<u>Tandem Switching</u>			
- Originating – Non-Toll Free *	\$0.006000		(T)
- Terminating 3rd Party	\$0.006756		
- Terminating End Office	\$0.000000		
<u>Common Shared Tandem</u> <u>Multiplexing DS3-DS1</u>			
- Originating – Non-Toll Free *	\$0.000009		(T)
- Terminating 3rd Party	\$0.000009		
- Terminating End Office	\$0.000000		

* Effective July 1, 2021, pursuant to FCC 20-143, separate rate elements for Toll Free and Non-Toll Free originating transport services were established. The Non-Toll Free originating element is displayed above. The Toll Free rate element for originating transport services is displayed as 8YY Joint Tandem Switched Transport in Section 17.4.2(A)3. on the following page.

(N)
|
(N)

(M) Certain material previously appearing on this page now appears on Page 17-5.

ID2021-09

CenturyTel of the Gem State, Inc.
d/b/a CenturyLink
Access Service Catalog No. 3

3rd Revised Page 17-5
Cancels 2nd Revised Page 17-5
Effective: July 1, 2021

Issued: June 10, 2021

ACCESS SERVICE

17. Rates and Charges (Cont'd)

17.4 Switched Access Service

17.4.2 Local Transport (Cont'd)

(A) Premium Access (Cont'd)

	<u>Rate</u>	<u>Catalog</u>	(M)
	<u>Per Access Minute</u>	<u>Reference</u>	
(3) Tandem Switched Transport		6.1.3(A)(3)	(M)
- <u>8YY Joint Tandem Switched Transport</u>			(N)
Originating – Toll Free *	\$0.001		(N)

<u>Dedicated Trunk Port</u>	<u>Monthly Rate</u>	(M)
- Per DS0	\$16.77	
- Per DS1, per channel	\$7.89	(M)

(4) <u>Multiplexing</u>	<u>Monthly Rate</u>	6.1.3(A)(5)
Per Arrangement		
- DS3 to DS1	\$226.25	
- DS1 to Voice	\$176.00	
- DS1 to DS0	\$176.00	

(B) Network Blocking;
(Applies to FGD only)

- Per Blocked Call ^[2]	\$0.0038	6.8.6	(T)
-----------------------------------	----------	-------	-----

^[1] **Effective July 1, 2021, pursuant to FCC 20-143, separate rate elements for Toll Free and Non-Toll Free originating transport services were established. The Non-Toll Free originating element is displayed on the preceding page. The Toll Free rate element for originating transport services is displayed as 8YY Joint Tandem Switched Transport above.** (N)

^[2] This flat rated charge was calculated based upon a 50/50 split between originating and terminating. The FCC in their FCC 11-161 ICC Transformation order in section 51.907(d)(1) allowed Price Cap Carriers to use an equal split to divide the charge between originating and terminating elements. When the terminating portion of the rate is reduced and then combined with the originating portion of the rate, a single flat rate is generated for billing purposes. (T)

(M) Material previously appeared on 6th Revised Page 17-4.

ID2021-09

**CenturyTel of the Gem State, Inc.
d/b/a CenturyLink
Access Service Catalog No. 3**

2nd Revised Page 17-5.1
Cancels 1st Revised Page 17-5.1
Effective: July 1, 2023

Issued: June 16, 2023

ACCESS SERVICE

- 17. Rates and Charges (Cont'd)
- 17.4 Switched Access Service
- 17.4.2 Local Transport (Cont'd)

(C) Common Channel Signaling Network Connection

	<u>USOC</u>	<u>Monthly Rate</u>	<u>Tariff Reference</u>
(1) <u>Signaling Network Access Link</u>			6.10.3
<u>Signaling Mileage Facility</u>			
Per Mile			
DS0	CCCMF	\$2.00	
DS1	C1CMF	\$15.00	
<u>Signaling Mileage Termination</u>			
Per Termination			
DS0	CCCMT	\$50.00	
DS1	C1CMT	\$150.00	
<u>Signaling Entrance Facility</u>			
Per Facility			
DS0	CCSEF	\$65.00	
DS1	C1SEF	\$185.00	
Per Mile, Over 3 Miles			
DS1	CSEFPM	\$35.00	
(2) <u>STP Port</u>			
Per Port	STPPT	\$900.00	

(D) <u>800 Data Base Access Service Queries</u>			6.10.3
Per Query			
Basic	800B	\$0.0002 (R)	
Vertical Feature	800V	\$0.000000	

ID2023-04

NOTICE
THE INFORMATION CONTAINED IN THIS DOCUMENT IS SUBJECT TO CHANGE

Idaho Public Utilities Commission
TRANSMITTAL NO. 23-04
Office of the Secretary
ACCEPTED FOR FILING
July 1, 2023
Boise, Idaho

**CenturyTel of the Gem State, Inc.
d/b/a CenturyLink
Access Service Catalog No. 3**

9th Revised Page 17-6
Cancels 8th Revised Page 17-6
Effective: July 1, 2023

Issued: June 16, 2023

ACCESS SERVICE

17. Rates and Charges (Cont'd)
 17.4 Switched Access Service
 17.4.3 END OFFICE

A. Local Switching

	<u>Rate</u>	<u>Catalog</u>
	<u>Per Access Minute</u>	<u>Reference</u>

1. Premium

Local Switching 1 - Feature Groups A & B except: (1) Feature Group B utilized for the provision of MTS/WATS service and (2) Feature Groups A and B when utilized for the provision of terminating inward WATS and WATS-type services at an equal access WATS Serving Office.)

- | | | |
|-------------------------------|----------------|-------------|
| - Originating – Toll Free | \$0.000000 (R) | 6.1.3(B)(1) |
| - Originating – Non-Toll Free | \$0.020969 | 6.1.3(B)(1) |
| - Terminating | \$0.000000 | 6.1.3(B)(1) |

Local Switching 2 - Feature Groups C & D (including: (1) Feature Group B when utilized for the provision of MTS/WATS service and (2) Feature Groups A and B when utilized for the provision of terminating inward WATS and WATS-type services at an equal access WATS Serving Office.)

- | | | |
|-------------------------------|----------------|-------------|
| - Originating – Toll Free | \$0.000000 (R) | 6.1.3(B)(1) |
| - Originating – Non-Toll Free | \$0.020969 | 6.1.3(B)(1) |
| - Terminating | \$0.000000 | 6.1.3(B)(1) |

B. Shared Trunk Port

- | | | |
|-------------------------------|----------------|--|
| - Originating – Toll Free | \$0.000000 (R) | |
| - Originating – Non-Toll Free | \$0.001997 | |
| - Terminating | \$0.000000 | |

ID2023-04

NOTICE
 THE INFORMATION CONTAINED IN THIS DOCUMENT IS SUBJECT TO CHANGE
 Idaho Public Utilities Commission
 TRANSMITTAL NO. 23-04
 Office of the Secretary
ACCEPTED FOR FILING
 July 1, 2023
 Boise, Idaho

CenturyTel of the Gem State, Inc.
d/b/a CenturyLink
Access Service Catalog No. 3

1st Revised Page 17-6.1
Cancels Original Page 17-6.1
Effective: July 1, 2016

Issued: May 20, 2016

ACCESS SERVICE

- 17. RATES AND CHARGES (Cont'd)
- 17.4 SWITCHED ACCESS SERVICE (Cont'd)
- 17.4.3 END OFFICE

	<u>Monthly Rate</u>	
C. End Office Dedicated Trunk Port,[1]		
– Per DS0	\$1.24 (R)	
– Per DS1, per channel	\$0.06 (R)	(T)

- [1] The End Office Dedicated Trunk Port rate was calculated based upon a 50/50 split between originating and terminating traffic using this flat-rated port. The FCC in their FCC 11-161 ICC Transformation order in section 51.907(d)(1) allowed Price Cap Carriers to use an equal split to divide the charge between originating and terminating elements. When the terminating portion of the rate is reduced and then combined with the originating portion of the rate, a single flat rate is generated for billing purposes. The Originating portion of the DS0 charge is \$1.24 and the Originating portion of the DS1 charge is \$.06. (T)

CenturyTel of the Gem State, Inc.
d/b/a CenturyLink
Access Service Catalog No. 3

Idaho Public Utilities Commission
Office of the Secretary
ACCEPTED FOR FILING
July 2, 2013
Boise, Idaho

Original Page 17-7

Issued: May 31, 2013

Effective: July 2, 2013

ACCESS SERVICE

17. Rates and Charges (Cont'd)

17.4 Switched Access Service (Cont'd)

17.4.4	<u>Assumed Minutes of Use</u>	<u>Assumed Minutes of Use per Month per Line or Trunk</u>	<u>Catalog Reference</u>
(A)	Feature Group A, Two Way Calling (1902 Originating, 1694 Terminating)	3596	6.5.4
(B)	Feature Group A, Originating Only	1902	6.5.4
(C)	Feature Group A, Terminating Only	1694	6.5.4
(D)	Feature Group B, Two Way Calling (4500 Originating, 4500 Terminating)	3596	6.6.4
(E)	Feature Group B, Originating Only	1902	6.6.4
(F)	Feature Group B, Terminating Only	1694	6.6.4

NOTICE
THE INFORMATION CONTAINED IN THIS DOCUMENT IS SUBJECT TO CHANGE.
TRANSMITTAL NO. 13-01A

CenturyTel of the Gem State, Inc.
d/b/a CenturyLink
Access Service Catalog No. 3

1st Revised Page 17-8
Cancels Original Page 17-8
Effective: January 1, 2017

Issued: December 15, 2016

ACCESS SERVICE

17. Rates and Charges (Cont'd)

17.5 Special Access Service

Regulations concerning Special Access Service are set forth in Section 7 preceding.

17.5.1	<u>Nonrecurring Charges</u>	Nonrecurring <u>Charge</u>	Catalog <u>Reference</u>	(T)
(A)	<u>Metallic Service</u>			
(1)	Installation	\$56.00	7.4	(T)
(B)	<u>Telegraph Grade Service</u>		7.5	
(1)	Installation			
	Two-Wire	\$56.00		(T)
	Four-Wire	\$56.00		(T)
(C)	<u>Voice Grade Service</u>		7.6	
(1)	Installation			
	Two-Wire	\$56.00		(T)
	Four-Wire	\$56.00		(T)
(2)	Conditioning	\$184.00		(T)
(3)	Improved Return Loss			
	Two-Wire	\$37.00		(T)
	Four-Wire	\$74.00		(T)

NOTICE
THE INFORMATION CONTAINED IN THIS DOCUMENT IS SUBJECT TO CHANGE.
TRANSMITTAL NO. 16-05A

Idaho Public Utilities Commission
Office of the Secretary
ACCEPTED FOR FILING
January 1, 2017
Boise, Idaho

**CenturyTel of the Gem State, Inc.
d/b/a CenturyLink
Access Service Catalog No. 3**

2nd Revised Page 17-9
Cancels 1st Revised Page 17-9
Effective: August 15, 2024

Issued: August 5, 2024

ACCESS SERVICE

17. Rates and Charges (Cont'd)

17.5 Special Access Service (Cont'd)

17.5.1 Nonrecurring Charges (Cont'd)

		<u>Nonrecurring Charge</u>	<u>Catalog Reference</u>	
(D)	<u>Digital Data Service</u> – GRANDFATHERED [1]		7.8	(C)
(1)	Installation			
	2.4 kbps	\$150.00		
	4.8 kbps	\$150.00		
	9.6 kbps	\$150.00		
	19.2 kbps	\$150.00		
	56.0 kbps	\$150.00		
	64.0 kbps	\$150.00		
(E)	<u>High Capacity Service</u> – GRANDFATHERED [2]		7.9	(C)
(1)	Installation			
	DS1	\$400.00		
	DS3	\$750.00		

[1] **Effective May 1, 2021 Digital Data Service is grandfathered. Availability to current customers is limited to circuits in service at existing locations.** (N)
(N)

[2] **Effective August 15, 2024 High Capacity Services are grandfathered. Availability to current customers is limited to circuits in service at existing locations.** (N)
(N)

ID2024-08

NOTICE
THE INFORMATION CONTAINED IN THIS DOCUMENT IS SUBJECT TO CHANGE.

TRANSMITTAL NO. 24-02
Idaho Public Utilities Commission
Office of the Secretary
ACCEPTED FOR FILING
August 15, 2024
Boise, Idaho

CenturyTel of the Gem State, Inc.
d/b/a CenturyLink
Access Service Catalog No. 3

2nd Revised Page 17-10
Cancels 1st Revised Page 17-10
Effective: May 1, 2021

Issued: April 20, 2021

ACCESS SERVICE

17. Rates and Charges (Cont'd)
17.5 Special Access Service (Cont'd)
17.5.2 Metallic Service [1]

(C)

Regulations concerning Metallic Service are set forth in 7.4 preceding.

	<u>Monthly Rate</u>
(A) <u>Channel Termination</u> Per Termination Two-Wire	\$45.00
(B) <u>Channel Mileage</u>	
(1) <u>Channel Mileage Facility</u> Per Mile	\$2.00
(2) <u>Channel Mileage Termination</u> Per Termination	\$50.00
(C) <u>Optional Features and Functions</u>	
(1) <u>Bridging</u>	
(a) Three Premises Bridging Per Port	\$5.35
(b) Series Bridging Per Port	\$5.35

- [1] **Effective May 1, 2021 Metallic Services are grandfathered. Availability to current customers is limited to circuits in service at existing locations.**

(N)
(N)

ID2021-04

NOTICE
THE INFORMATION CONTAINED IN THIS DOCUMENT IS SUBJECT TO CHANGE.
TRANSMITTAL NO. 21-03

Idaho Public Utilities Commission
Office of the Secretary
ACCEPTED FOR FILING
May 1, 2021
Boise, Idaho

CenturyTel of the Gem State, Inc.
d/b/a CenturyLink
Access Service Catalog No. 3

2nd Revised Page 17-11
Cancels 1st Revised Page 17-11
Effective: May 1, 2021

Issued: April 20, 2021

ACCESS SERVICE

17. Rates and Charges (Cont'd)

17.5 Special Access Service (Cont'd)

17.5.3 Telegraph Grade Service [1] (C)

Regulations concerning Telegraph Grade Service are set forth in 7.5 preceding.

	Monthly Rate
(A) <u>Channel Termination</u>	
Per Termination	
Two-Wire	\$45.00
Four-Wire	\$65.00
(B) <u>Channel Mileage</u>	
(1) <u>Channel Mileage Facility</u>	
Per Mile	\$2.00
(2) <u>Channel Mileage Termination</u>	
Per Termination	\$50.00
(C) <u>Optional Features and Functions</u>	
(1) <u>Telegraph Bridging</u>	
Per Port	
Two-Wire	\$5.35
Four-Wire	\$11.65

[1] Effective May 1, 2021 Telegraph Grade Services are grandfathered. Availability to current customers is limited to circuits in service at existing locations. (N)
(N)

ID2021-04

NOTICE
THE INFORMATION CONTAINED IN THIS DOCUMENT IS SUBJECT TO CHANGE.
TRANSMITTAL NO. 21-03

Idaho Public Utilities Commission
Office of the Secretary
ACCEPTED FOR FILING
May 1, 2021
Boise, Idaho

CenturyTel of the Gem State, Inc.
d/b/a CenturyLink
Access Service Catalog No. 3

2nd Revised Page 17-12
Cancels 1st Revised Page 17-12
Effective: May 1, 2021

Issued: April 20, 2021

ACCESS SERVICE

17. Rates and Charges (Cont'd)

17.5 Special Access Service (Cont'd)

17.5.4 Voice Grade Service [1] (C)

Regulations concerning Voice Grade Service are set forth in 7.6 preceding.

	<u>Monthly Rate</u>
(A) <u>Channel Termination</u>	
Per Termination	
Two-Wire	\$45.00
Four-Wire	\$65.00
(B) <u>Channel Mileage</u>	
(1) <u>Channel Mileage Facility</u>	
Per Mile	\$ 2.00
(2) <u>Channel Mileage Termination</u>	
Per Termination	\$50.00
(C) <u>Optional Features and Functions</u>	
(1) <u>Bridging</u>	
(a) Voice Bridging, Per Port	
Two-Wire	\$ 5.35
Four-Wire	\$11.65

[1] **Effective May 1, 2021 Voice Grade Services are grandfathered. Availability to current customers is limited to circuits in service at existing locations.** (N)
(N)

ID2021-04

NOTICE
THE INFORMATION CONTAINED IN THIS DOCUMENT IS SUBJECT TO CHANGE.
TRANSMITTAL NO. 21-03

Idaho Public Utilities Commission
Office of the Secretary
ACCEPTED FOR FILING
May 1, 2021
Boise, Idaho

CenturyTel of the Gem State, Inc.
d/b/a CenturyLink
Access Service Catalog No. 3

1st Revised Page 17-13
Cancels Original Page 17-13
Effective: January 1, 2017

Issued: December 15, 2016

ACCESS SERVICE

17. Rates and Charges (Cont'd)
17.5 Special Access Service (Cont'd)
17.5.4 Voice Grade Service (Cont'd)
(C) Optional Features and Functions (Cont'd)

	Monthly Rate	(T)
(1) <u>Bridging</u> (Cont'd)		
(b) Data Bridging per port		
Two-Wire	\$ 5.35	(T)
Four-Wire	\$11.65	(T)
(c) Telemetry and Alarm Bridging		
Active Bridging Channel Connections		
Per channel connected		
Split Band	\$ 5.35	(T)
Summation	\$ 5.35	(T)
Passive Bridging Channel Connections		
Per channel connected	\$ 5.35	(T)

NOTICE
THE INFORMATION CONTAINED IN THIS DOCUMENT IS SUBJECT TO CHANGE.
TRANSMITTAL NO. 16-05A

Idaho Public Utilities Commission
Office of the Secretary
ACCEPTED FOR FILING
January 1, 2017
Boise, Idaho

**CenturyTel of the Gem State, Inc.
d/b/a CenturyLink
Access Service Catalog No. 3**

1st Revised Page 17-14
Cancels Original Page 17-14
Effective: January 1, 2017

Issued: December 15, 2016

ACCESS SERVICE

17. Rates and Charges (Cont'd)
 17.5 Special Access Service (Cont'd)
 17.5.4 Voice Grade Service (Cont'd)
 (C) Optional Features and Functions (Cont'd)

	Monthly Rate	
(2) <u>Conditioning</u> Per Termination <u>C-Type</u>	\$29.23	(T)
<u>Improved Attenuation Distortion</u>	\$29.23	(T)
<u>Improved Envelope Delay Distortion</u>	\$29.23	
<u>Data Capability</u>	\$29.23	
<u>Telephoto Capability</u>	\$29.23	
<u>Sealing Current</u>	\$29.23	
(3) <u>Improved Return Loss for Effective Two-Wire or Four-Wire Transmission</u> Per Termination		
Two-Wire	\$1.59	(T)
Four-Wire	\$13.94	(T)
(4) <u>Customer Specified Receive Level</u> Per Two-Wire Termination	None	(T)

NOTICE
 THE INFORMATION CONTAINED IN THIS DOCUMENT IS SUBJECT TO CHANGE.
 TRANSMITTAL NO. 16-05A

**Idaho Public Utilities Commission
 Office of the Secretary
 ACCEPTED FOR FILING
 January 1, 2017
 Boise, Idaho**

CenturyTel of the Gem State, Inc.
d/b/a CenturyLink
Access Service Catalog No. 3

1st Revised Page 17-15
Cancels Original Page 17-15
Effective: January 1, 2017

Issued: December 15, 2016

ACCESS SERVICE

17. Rates and Charges (Cont'd)
17.5 Special Access Service (Cont'd)
17.5.4 Voice Grade Service (Cont'd)
(C) Optional Features and Functions (Cont'd)

	Monthly Rate	(T)
(5) <u>Multiplexing</u> Per arrangement Voice to Telegraph Grade	N/A	(T)
(6) <u>Signaling Capability</u> Per termination	N/A	(T)
(7) <u>Selective Signaling Arrangement</u> Per arrangement	N/A	(T)
(8) <u>Transfer Arrangement</u> (key activated*) Per four port arrangement including control channel termination**	N/A	(T)
Per five port arrangement including control channel termination**	N/A	(T)

* The key activated control channel is rated as a Metallic Channel Termination and Channel Mileage, if applicable.

** An additional Channel Termination charge will apply whenever a spare channel is configured as a leg to the customer designated premises. Additional channel mileage charges will also apply when the transfer arrangement is not located in the customer designated premises serving wire center.

NOTICE
THE INFORMATION CONTAINED IN THIS DOCUMENT IS SUBJECT TO CHANGE.
TRANSMITTAL NO. 16-05A

Idaho Public Utilities Commission
Office of the Secretary
ACCEPTED FOR FILING
January 1, 2017
Boise, Idaho

CenturyTel of the Gem State, Inc.
d/b/a CenturyLink
Access Service Catalog No. 3

2nd Revised Page 17-16
Cancels 1st Revised Page 17-16
Effective: May 1, 2021

Issued: April 20, 2021

ACCESS SERVICE

17. Rates and Charges (Cont'd)

17.5 Special Access Service (Cont'd)

17.5.5 Digital Data Service [1] (C)

Regulations concerning Digital Data Service are set forth in 7.9 preceding.

	<u>Monthly</u> <u>Rate</u>
(A) <u>Channel Termination</u>	
Per termination	
2.4 kbps	\$160.00
4.8 kbps	\$160.00
9.6 kbps	\$160.00
19.2 kbps	\$160.00
56.0 kbps	\$160.00
64.0 kbps	\$176.00
(B) <u>Channel Mileage</u>	
(1) <u>Channel Mileage Facility</u>	
Per Mile	
2.4 kbps	\$2.00
4.8 kbps	\$2.00
9.6 kbps	\$2.00
19.2 kbps	\$2.00
56.0 kbps	\$2.00
64.0 kbps	\$2.00
(2) <u>Channel Mileage Termination</u>	
Per Termination	
2.4 kbps	\$50.00
4.8 kbps	\$50.00
9.6 kbps	\$50.00
19.2 kbps	\$50.00
56.0 kbps	\$50.00
64.0 kbps	\$50.00

[1] **Effective May 1, 2021 Digital Data Services are grandfathered. Availability to current customers is limited to circuits in service at existing locations.** (N)
(N)

ID2021-04

NOTICE
THE INFORMATION CONTAINED IN THIS DOCUMENT IS SUBJECT TO CHANGE.
TRANSMITTAL NO. 21-03

Idaho Public Utilities Commission
Office of the Secretary
ACCEPTED FOR FILING
May 1, 2021
Boise, Idaho

CenturyTel of the Gem State, Inc.
d/b/a CenturyLink
Access Service Catalog No. 3

1st Revised Page 17-17
Cancels Original Page 17-17
Effective: January 1, 2017

Issued: December 15, 2016

ACCESS SERVICE

17. Rates and Charges (Cont'd)
17.5 Special Access Service (Cont'd)
17.5.5 Digital Data Service (Cont'd)

	Monthly Rate	(T)
(C) <u>Optional Features and Functions</u>		
(1) <u>Bridging</u> Per Port	\$11.65	(T)
(2) <u>Loop Transfer Arrangement</u> (Key activated*) Per four port arrangement*	N/A	(T)

* The key activated control channel is rated as a Metallic Channel Termination and Channel Mileage, if applicable.

NOTICE
THE INFORMATION CONTAINED IN THIS DOCUMENT IS SUBJECT TO CHANGE.
TRANSMITTAL NO. 16-05A

Idaho Public Utilities Commission
Office of the Secretary
ACCEPTED FOR FILING
January 1, 2017
Boise, Idaho

CenturyTel of the Gem State, Inc.
d/b/a CenturyLink
Access Service Catalog No. 3

3rd Revised Page 17-18
Cancels 2nd Revised Page 17-18
Effective: August 15, 2024

Issued: August 5, 2024

ACCESS SERVICE

17. Rates and Charges (Cont'd)
17.5 Special Access Service (Cont'd)

17.5.6 High Capacity Service – GRANDFATHERED[1]

Regulations concerning High Capacity Service are set forth in 7.10 preceding.

Effective August 15, 2024, Private Line DS-1 and DS-3 Services are grandfathered. New contracts or renewal of existing contracts will no longer be accepted for these services, effective immediately. Existing services are limited to circuits in service at existing locations. Customers with a contract may retain their Intrastate Private Line circuit on a month-to-month basis once the contract expires.

	Monthly Rate
(A) <u>Channel Termination</u>	
Per Termination	
DS1 1.544 Mbps	\$185.00
DS3 44.736 Mbps	\$2,400.00
Per Mile, Over 3 Miles	
DS1	\$35.00
DS3	\$340.00
(B) <u>Channel Mileage</u>	
(1) <u>Channel Mileage Facility</u>	
Per Mile	
64 kbps*	\$ 2.00
1.544 Mbps	\$15.00
44.736 Mbps	\$175.00
(2) <u>Channel Mileage Termination</u>	
Per Termination	
64 kbps*	\$50.00
1.544 Mbps	\$150.00
44.736 Mbps	\$500.00

* Applies to through connections of 2.4, 4.8, 9.6, 56.0 and 64 kbps.

[1] Effective May 1, 2021 Fractional DS1 (Sub-DS1) Service is grandfathered. Availability to current customers is limited to circuits in service at existing locations.

ID2024-08

NOTICE
THE INFORMATION CONTAINED IN THIS DOCUMENT IS SUBJECT TO CHANGE.

TRANSMITTAL NO. 24-02
Idaho Public Utilities Commission
Office of the Secretary
ACCEPTED FOR FILING
August 15, 2024
Boise, Idaho

CenturyTel of the Gem State, Inc.
d/b/a CenturyLink
Access Service Catalog No. 3

2nd Revised Page 17-19
Cancels 1st Revised Page 17-19
Effective: August 15, 2024

Issued: August 5, 2024

ACCESS SERVICE

17. Rates and Charges (Cont'd)

17.5 Special Access Service (Cont'd)

17.5.6 High Capacity Service – GRANDFATHERED (Cont'd)

(C)

(C) Optional Features and Functions

	<u>Monthly Rate</u>	
(1) <u>Multiplexing</u>		
Per Arrangement		
DS3 to DS1	\$385.00	
DS1 to Voice*	\$300.00	(T)
DS1 to DS0	\$300.00	
DS0 to Subrates		
Up to 20 2.4 kbps services		
Up to 10 4.8 kbps services		
Up to 5 9.6 kbps services		

* Applies to thorough connections of 2.4, 4.8, 9.6, 56.0 and 64 kbps.

ID2024-08

NOTICE
THE INFORMATION CONTAINED IN THIS DOCUMENT IS SUBJECT TO CHANGE.

TRANSMITTAL NO. 24-02
Idaho Public Utilities Commission
Office of the Secretary
ACCEPTED FOR FILING
August 15, 2024
Boise, Idaho

CenturyTel of the Gem State, Inc.
d/b/a CenturyLink
Access Service Catalog No. 3

2nd Revised Page 17-20
Cancels 1st Revised Page 17-20
Effective: August 15, 2024

Issued: August 5, 2024

ACCESS SERVICE

17. Rates and Charges (Cont'd)

17.5 Special Access Service (Cont'd)

17.5.6 High Capacity Service – GRANDFATHERED (Cont'd) (C)

(C) Optional Features and Functions (Cont'd)

	<u>Monthly Rate</u>
(2) <u>Automatic Loop Transfer</u> Per arrangement*	N/A
(3) <u>Transfer Arrangement</u> (key activated**) Per four port arrangement including control channel termination***	N/A
(E) <u>Network Channel Terminating Equipment (NCTE)</u> Per termination**** - 1.544 Mbps	N/A
- Automatic Loop Transfer	N/A
(F) <u>Clear Channel Capability</u> Per 1.544 Mbps transmission path	N/A

* An additional Channel Termination charge will apply whenever the spare line is provided as a leg to the customer designated premises.

** The key activated control channel is rated as a Metallic Channel Termination and Channel Mileage, if applicable.

**** An additional Channel Termination charge will apply whenever a spare channel is configured as a leg to the customer designated premises. Additional channel mileage charges will also apply when the transfer arrangement is not located in the customer designated premises serving wire center.

**** NCTE will only be provided under catalog if it existed in the Telephone Company's inventory as of November 18, 1983.

ID2024-08

NOTICE
THE INFORMATION CONTAINED IN THIS DOCUMENT IS SUBJECT TO CHANGE.

TRANSMITTAL NO. 24-02
Idaho Public Utilities Commission
Office of the Secretary
ACCEPTED FOR FILING
August 15, 2024
Boise, Idaho

CenturyTel of the Gem State, Inc.
d/b/a CenturyLink
Access Service Catalog No. 3

1st Revised Page 17-21
Cancels Original Page 17-21
Effective: January 1, 2017

Issued: December 15, 2016

ACCESS SERVICE

17. Rates and Charges (Cont'd)

17.6 Other Services

17.6.1 Additional Engineering

Regulations concerning Additional Engineering are set forth in Section 13.1 preceding.

	<u>Each Half Hour or Fraction Thereof</u>	<u>Catalog Reference</u>	<u>(T)</u>
<u>Additional Engineering Periods</u>			
(A) <u>Basic Time</u> Regularly scheduled working hours, Per Engineer	\$36.20	13.1	(T)
(B) <u>Overtime</u> Outside of regularly scheduled working hours on a scheduled work day, Per Engineer	\$54.30	13.1	(T)
(C) <u>Premium Time</u> Outside of scheduled work day, Per Engineer	\$72.40	13.1	(T)

NOTICE
THE INFORMATION CONTAINED IN THIS DOCUMENT IS SUBJECT TO CHANGE.
TRANSMITTAL NO. 16-05A

Idaho Public Utilities Commission
Office of the Secretary
ACCEPTED FOR FILING
January 1, 2017
Boise, Idaho

**CenturyTel of the Gem State, Inc.
d/b/a CenturyLink
Access Service Catalog No. 3**

1st Revised Page 17-22
Cancels Original Page 17-22
Effective: January 1, 2017

Issued: December 15, 2016

ACCESS SERVICE

17. Rates and Charges (Cont'd)

17.6 Other Services (Cont'd)

17.6.2 Additional Labor

Regulations concerning Additional Labor are set forth in Section 13.2 preceding.

<u>Additional Labor Periods</u>	<u>Each Half Hour or Fraction Thereof</u>	<u>Catalog Reference</u>	<u>(T)</u>
(A) <u>Installation or Repair</u>			
<u>Overtime</u>			
Outside of regularly scheduled working hours on a scheduled work day, Per Technician	\$44.00	13.2	(T)
<u>Premium Time</u>			
Outside of scheduled work day, Per Technician	\$58.67	13.2	(T)
(B) <u>Standby</u>			
<u>Basic Time</u>			
Regularly scheduled working hours, Per Technician	\$29.34	13.2	(T)
<u>Overtime</u>			
Outside of regularly scheduled working hours on a scheduled work day, Per Technician	\$44.00	13.2	(T)
<u>Premium Time</u>			
Outside of scheduled work day, Per Technician	\$58.67	13.2	(T)

NOTICE
THE INFORMATION CONTAINED IN THIS DOCUMENT IS SUBJECT TO CHANGE.
TRANSMITTAL NO. 16-05A

**Idaho Public Utilities Commission
Office of the Secretary
ACCEPTED FOR FILING
January 1, 2017
Boise, Idaho**

**CenturyTel of the Gem State, Inc.
d/b/a CenturyLink
Access Service Catalog No. 3**

1st Revised Page 17-23
Cancels Original Page 17-23
Effective: January 1, 2017

Issued: December 15, 2016

ACCESS SERVICE

17. Rates and Charges (Cont'd)
 17.6 Other Services (Cont'd)
 17.6.2 Additional Labor (Cont'd)

<u>Additional Labor Periods</u>	<u>Each Half Hour or Fraction Thereof</u>	<u>Catalog Reference</u>	<u>(T)</u>
(C) <u>Testing and Maintenance with other Telephone Companies, or Other Labor</u>			
<u>Basic Time</u> Regularly scheduled working hours, Per Technician	\$29.34	13.2	(T)
<u>Overtime</u> Outside of regularly scheduled working hours on a scheduled work day, Per Technician	\$44.00	13.2	(T)
<u>Premium Time</u> Outside of scheduled work day, Per Technician	\$58.67	13.2	(T)

* A call out of a Telephone Company employee at a time not consecutive with the employee's scheduled work period is subject to a minimum charge of four hours.

NOTICE
THE INFORMATION CONTAINED IN THIS DOCUMENT IS SUBJECT TO CHANGE.
TRANSMITTAL NO. 16-05A

**Idaho Public Utilities Commission
Office of the Secretary
ACCEPTED FOR FILING
January 1, 2017
Boise, Idaho**

**CenturyTel of the Gem State, Inc.
d/b/a CenturyLink
Access Service Catalog No. 3**

1st Revised Page 17-24
Cancels Original Page 17-24
Effective: January 1, 2017

Issued: December 15, 2016

ACCESS SERVICE

17. Rates and Charges (Cont'd)

17.6 Other Services (Cont'd)

17.6.3 Miscellaneous Services

Regulations concerning Miscellaneous Services are set forth in Section 13.3 preceding.

(A) Additional Cooperative Acceptance Testing - Switched Access
See rates for Additional Labor set forth in 17.6.2(C), preceding.

(B) Additional Automatic Testing - Switched Access To First Point of Switching

<u>Additional Tests</u>	<u>Per Test Per Transmission Path</u>	<u>Catalog Reference</u>	(T)
Gain-Slope Tests	\$2.89	13.3.1(A)(2)	(T)
C-Notched Noise Tests	\$2.89	13.3.1(A)(2)	
1004 Hz Loss**	\$2.89	13.3.1(A)(2)	
C-Message Noise**	\$2.89	13.3.1(A)(2)	
Balance (return loss)**	\$2.89	13.3.1(A)(2)	(T)

(C) Additional Manual Testing - Switched Access To First Point of Switching

Additional Tests: Gain-Slope, C-Notched Noise and any other agreed to tests.
See Rate for Additional Labor as set forth in 17.6.2(C), preceding.

(D) Additional Cooperative Acceptance Testing - Special Access
See Rate for Additional Labor as set forth in 17.6.2(C), preceding.

(E) Additional Manual Testing - Special Access
See Rate for Additional Labor as set forth in 17.6.2(C), preceding.

(F) Maintenance of Service
See Rate for Additional Labor as set forth in 17.6.2(C), preceding.

* A call out of a Telephone Company employee at a time not consecutive with the employee's scheduled work period is subject to a minimum charge of four hours.

** 1004 Hz Loss, C-Message Noise and Balance are non-chargeable routine tests, however, they may be requested on an as needed or more than routine scheduled basis, in which case the charges herein apply.

NOTICE
THE INFORMATION CONTAINED IN THIS DOCUMENT IS SUBJECT TO CHANGE.
TRANSMITTAL NO. 16-05A

**Idaho Public Utilities Commission
Office of the Secretary
ACCEPTED FOR FILING
January 1, 2017
Boise, Idaho**

CenturyTel of the Gem State, Inc.
d/b/a CenturyLink
Access Service Catalog No. 3

1st Revised Page 17-25
Cancels Original Page 17-25
Effective: January 1, 2017

Issued: December 15, 2016

ACCESS SERVICE

17. Rates and Charges (Cont'd)

17.6 Other Services (Cont'd)

17.6.3 Miscellaneous Services (Cont'd)

(G) <u>Telecommunications Service Priority</u>	Nonrecurring <u>Charge</u>	Catalog <u>Reference</u>	(T)
Per Service Arranged	\$160.00	13.3.3	(T)
(H) <u>Predesignated Interexchange Carrier (PIC) Change Charge*</u>	Nonrecurring <u>Charge</u>	13.4(A)	
Per Telephone Exchange Service Line or trunk for each intraLATA PIC change:			
(1) Submitted using manual methods	\$5.50		
(2) Submitted using electronic methods	\$1.25		
(3) Submitted using manual methods when both the interLATA PIC and intraLATA PIC selections are changed simultaneously	\$2.75		
(4) Submitted using electronic methods when both the interLATA PIC and intraLATA PIC selections are changed simultaneously	\$0.63		

NOTICE
THE INFORMATION CONTAINED IN THIS DOCUMENT IS SUBJECT TO CHANGE.
TRANSMITTAL NO. 16-05A

Idaho Public Utilities Commission
Office of the Secretary
ACCEPTED FOR FILING
January 1, 2017
Boise, Idaho

CenturyTel of the Gem State, Inc.
d/b/a CenturyLink
Access Service Catalog No. 3

1st Revised Page 17-26
Cancels Original Page 17-26
Effective: January 1, 2017

Issued: December 15, 2016

ACCESS SERVICE

17. Rates and Charges (Cont'd)
17.6 Other Services (Cont'd)
17.6.3 Miscellaneous Services (Cont'd)

(I)	<u>Blocking Service</u>	Nonrecurring <u>Charge</u>	Catalog <u>Reference</u>	(T)
	Per Exchange Service Line or Trunk and/or Per Feature Group A Switched Access Line	N/A	13.8	(T)

NOTICE
THE INFORMATION CONTAINED IN THIS DOCUMENT IS SUBJECT TO CHANGE.
TRANSMITTAL NO. 16-05A

Idaho Public Utilities Commission
Office of the Secretary
ACCEPTED FOR FILING
January 1, 2017
Boise, Idaho

CenturyTel of the Gem State, Inc.
d/b/a CenturyLink
Access Service Catalog No. 3

1st Revised Page 17-27
Cancels Original Page 17-27
Effective: May 1, 2021

Issued: April 20, 2021

ACCESS SERVICE

17. Rates and Charges (Cont'd)

17.6 Other Services (Cont'd)

17.6.4 Special Federal Government Access Services

Regulations concerning Special Federal Government Access Services are as set forth in Section 10, preceding.

(A) <u>Voice Grade Secure Communications</u> [1]	<u>Monthly Rates</u>	<u>Nonrecurring Charges</u>	<u>Termination Charges</u>	(C)
Type I, each T-3 Conditioning,	ICB rates and charges apply			
Additional Conditioning, per service termination	ICB rates and charges apply			
Type II, each G-1 Conditioning,	ICB rates and charges apply			
Type III, each G-2 Conditioning,	ICB rates and charges apply			
Additional Conditioning, per service termination	ICB rates and charges apply			
Type IV, each G-3 Conditioning,	ICB rates and charges apply			
Additional Conditioning, per service termination	ICB rates and charges apply			

(B) Wideband Digital Special Access Service

<u>Wideband Secure Communications</u>	<u>Monthly Rates</u>	<u>Nonrecurring Charges</u>	<u>Termination Charges</u>
Type I, each	ICB rates and charges apply		
Type II, each	ICB rates and charges apply		
Type III, each	ICB rates and charges apply		

[1] **Effective May 1, 2021 Voice Grade Services are grandfathered. Availability to current customers is limited to circuits in service at existing locations.** (N)
(N)

ID2021-04

NOTICE
THE INFORMATION CONTAINED IN THIS DOCUMENT IS SUBJECT TO CHANGE.
TRANSMITTAL NO. 21-03

Idaho Public Utilities Commission
Office of the Secretary
ACCEPTED FOR FILING
May 1, 2021
Boise, Idaho

CenturyTel of the Gem State, Inc.
d/b/a CenturyLink
Access Service Catalog No. 3

Idaho Public Utilities Commission
Office of the Secretary
ACCEPTED FOR FILING
July 2, 2013
Boise, Idaho

Original Page 17-28

Issued: May 31, 2013

Effective: July 2, 2013

ACCESS SERVICE

17. Rates and Charges (Cont'd)

17.6 Other Services (Cont'd)

17.6.5 Special Facilities Routing of Access Services

Regulations concerning Special Facilities Routing of Access Services are as set forth in Section 11, preceding.

(A) Diversity

For each service provided in accordance with 11.1.1 preceding, the rates and charges will be developed on an individual case basis.

(B) Avoidance

For each service provided in accordance with 11.1.2 preceding, the rates and charges will be developed on an individual case basis.

(C) Diversity and Avoidance Combined

For each service provided in accordance with 11.1.1 and 11.1.2 preceding, combined, the rates and charges will be developed on an individual case basis.

(D) Cable-Only Facilities

For each service provided in accordance with 11.1.4 preceding, the rates and charges will be developed on an individual case basis.

NOTICE
THE INFORMATION CONTAINED IN THIS DOCUMENT IS SUBJECT TO CHANGE.
TRANSMITTAL NO. 13-01A

CenturyTel of the Gem State, Inc.
d/b/a CenturyLink
Access Service Catalog No. 3

Idaho Public Utilities Commission
Office of the Secretary
ACCEPTED FOR FILING
July 2, 2013
Boise, Idaho

Original Page 17-29

Issued: May 31, 2013

Effective: July 2, 2013

ACCESS SERVICE

17. Rates and Charges (Cont'd)

17.6 Other Services (Cont'd)

17.6.6 Specialized Service or Arrangements

Regulations concerning Specialized Service or Arrangements are as set forth in Section 12, preceding.

Rates and Charges for Specialized Service or Arrangements are developed and filed on an individual case basis.

NOTICE
THE INFORMATION CONTAINED IN THIS DOCUMENT IS SUBJECT TO CHANGE.
TRANSMITTAL NO. 13-01A